



### WATER EFFICIENCY TIP

Remember to Water With the Weather

The leaves are changing colors, the air is getting cooler and the holiday season is just around the corner. Although the hot days of summer are behind us, it is important to continue practicing water efficient habits throughout the cooler months.




During the fall and winter, moisture from rain and fog satisfies nearly all the demands of your lawn and outdoor landscaping, so only

a little, if any, watering is necessary. Here are some simple ways to prevent over-watering your landscaping in the coming winter months:

- Gradually reduce outdoor watering times.
- Reset your irrigation system to water your lawn once a week, if at all.
- Water with the weather. If it is raining outside, turn off your irrigation system.
- Install a rain sensor to automatically shut off your irrigation system and eliminate unnecessary watering. They are inexpensive and available at most home improvement stores.

In addition to practicing fall and winter outdoor water efficiency, you will want to prepare your indoor water system for winter. Despite its moderate climate, Sacramento can sometimes experience freezing temperatures during the winter. To protect your pipes from freezing, follow these simple steps:

- Wrap foam around your pipes to keep them insulated.
- Locate and learn how to use your water shutoff valve in case your pipes burst.
- If your pipes freeze, thaw them by wrapping them with rags and pouring warm water over the rags. Then, remove the rags and rewrap the pipes with foam to prevent further freezing. Never use a blow torch to thaw your pipes!



### SAFE AND SECURE



Special Agent Glenn Norling, right, FBI, Sacramento, discusses security issues at the San Juan Water District with Engineering Security Project Manager Jay Hesby, and San Juan Water District Assistant General Manager Shauna Lorange. The district was among the first water agencies in the nation to receive an EPA grant to complete an extensive security assessment to safeguard the facility against acts of terrorism. The security assessment included interviews with Placer County Sheriff, and the police and fire departments of the cities of Roseville, Folsom, Elk Grove, Sacramento Metro, and City of Sacramento.

#### SJWD Among First in Nation to Assess Security of Water Supply

As part of an in-depth study of SJWD's security systems, engineering security specialists investigated the district's security and emergency response procedures with the help of local and federal law enforcement authorities. The district was among the first water agencies in the nation to receive a \$115,000 U.S. Environmental Protection Agency grant to perform a security assessment specifically focused on potential acts of terrorism.

The security specialists updated SJWD board members and area water district officials on the vulnerability assessment currently underway at a presentation on the anniversary of 9/11.

The final report will be completed in January 2003.

#### FREE METERED RATE COMPARISONS

As the district prepares for federally mandated metered billing in 2005, SJWD is reading meters throughout the district to gather water consumption information. Staff can provide you with a comparison of your flat rate to a metered rate. To request a comparison, please contact us at 791-0115 or e-mail [jgagnier@sjwd.org](mailto:jgagnier@sjwd.org).

Water

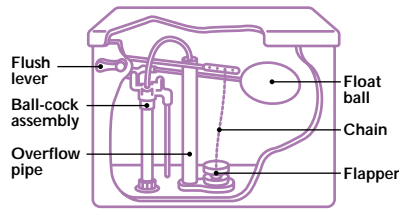
## A LITTLE LEAK GOES A LONG WAY

Silent toilet leaks can waste up to 50 gallons of water a day. And leaks that you can actually hear waste much more — up to 500 gallons of water a day! That's why it's so important to frequently check for toilet leaks.

Finding out if you have a toilet leak is simple. First, put a few drops of food coloring into your toilet tank. If there is color in the toilet bowl after 15 minutes, your toilet flapper is leaking and should be replaced. Remember to turn off your toilet water supply valve before removing the flapper and to take your old flapper with you to the store to make sure you buy the right model and size for your toilet.

If the leak problem is not your flapper, you may simply need to lower the water level

in your tank. To do so, turn the screw located on the ball-cock assembly inside your toilet tank clockwise a few times. If you would like help with this or if your toilet leak persists and you're not sure how to correct it, please call us at 791-0115. We'll be happy to help!



### TOILET REBATE OFFER

Did you know that you can get a rebate for installing a new toilet? Customers with homes built prior to 1992 who replace an existing toilet — 3.5 gallon-per-flush (gpf) or higher — may be eligible for a rebate of up to \$75 when they purchase and install a new 1.6-gpf toilet. To receive the rebate, customers must complete a short application form, provide proof of purchase and have the new toilet inspected by SJWD staff. Staff will even dispose of the old toilet! For an application or to set up an inspection, call us at 791-0115.

## MARK YOUR CALENDAR

Take advantage of the Regional Water Authority's (RWA's) integrated landscape workshops, coming soon!

- ☒ **November 23, 8:30 a.m. to 4:30 p.m.** — fertilizers, pesticides and minimizing solid waste in the landscape
- ☒ **December 7, 8 a.m. to 4:30 p.m.** — irrigation controllers and residential design, installation and renovation

Workshops will be instructed by a trained expert and take place at the South Natomas Community Center located at 2921 Truxel Road in Sacramento. Cost is \$10 and includes lunch. Space is limited so call the RWA at 967-7692 or e-mail [pina@rwah2o.org](mailto:pina@rwah2o.org) soon!

## MAKING A DIFFERENCE, ONE ACORN AT A TIME



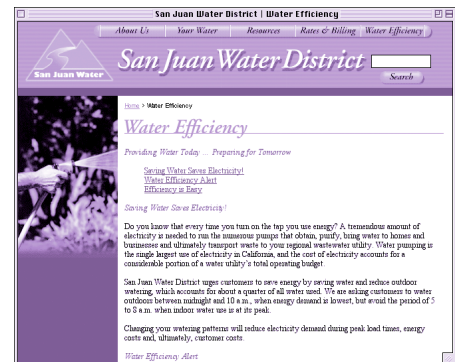
Twelve years ago, the New Oaks Project began as an effort to replace old oak trees throughout the community that were lost during development. On January 11, from 9:30 a.m. until noon, local youth groups are invited to help us continue our tradition of replenishing the community's beautiful oak trees by planting acorns at SJWD, located at 9935 Auburn-Folsom Road in Granite Bay.

The planted acorns will be nurtured until they are ready to be planted into the ground as saplings. At that point, the young trees will be made available to the community free of charge.

Since the New Oaks project began in 1990, over 5,500 oak trees have been planted in residential gardens, along the American River and in many other community locations. Youth organizations interested in participating in the acorn planting must reserve a spot by calling 791-2663. All participants will receive a merit badge.

## BILLING ERROR CORRECTED

If you're a customer who pays your San Juan water bill automatically by electronic funds transfer or credit card, you may have noticed that we mistakenly left off the statement "this amount will be deducted from your bank account/charged to your credit card on the due date" on your last bill. Although the statement was not included, the amount of your bill was either deducted from your bank account or charged to your credit card on the due date. We apologize for the confusion. We've corrected the error so all future bills will include the statement.



## TELL US WHAT YOU THINK!

Visit our Web site at [www.sjwd.org](http://www.sjwd.org) and fill out our customer satisfaction survey. You can also find information about your water rates, board meeting minutes and agendas and water efficiency tips.



SAN JUAN  
WATER DISTRICT  
P.O. Box 2157  
9935 Auburn Folsom Road  
Granite Bay, CA 95746  
(916) 791-0115  
[www.sjwd.org](http://www.sjwd.org)

Board of Directors  
Edward J. "Ted" Costa,  
*President*  
Kenneth H. Miller,  
*Vice President*  
Lyle N. Hoag  
Dorothy Kilgore  
Glenn A. Miller

General Manager  
Jim English