

**SAN JUAN WATER DISTRICT
BOARD MEETING AGENDA
November 13, 2018
6:00 p.m.
9935 Auburn Folsom Road
Granite Bay, CA 95746**

The Board may take action on any item on the agenda, including items listed on the agenda as information items. The Board may add an item to the agenda (1) upon a determination by at least three Board members that an emergency situation exists, or (2) upon a determination by at least four Board members (or by three Board members if there are only three Board members present) that the need to take action became apparent after the agenda was posted.

The public may address the Board concerning an agenda item either before or during the Board's consideration of that agenda item. Public comment on items within the jurisdiction of the Board is welcome, subject to reasonable time limitations for each speaker. Upon request, agenda items may be moved up to accommodate those in attendance wishing to address that item. Please inform the General Manager.

Documents and materials that are related to an open session agenda item that are provided to the District Board less than 72 hours prior to a regular meeting will be made available for public inspection and copying at the District office during normal District business hours.

In compliance with the American's with Disabilities Act, if you have a disability and need a disability-related modification or accommodation to participate in this meeting, please contact the Board Secretary at 916-791-0115. Requests must be made as early as possible, and at least one full business day before the start of the meeting.

Please silence cell phones and refrain from side conversations during the meeting.

I. ROLL CALL

II. PUBLIC FORUM

During the Public Forum, the Board may briefly respond to statements made or questions posed by the public, or ask District staff for clarification, refer the matter to District staff or ask District staff to report back at a future meeting. The Board will not take action on any matter raised during the Public Forum, unless the Board first makes the determinations to add the matter to the agenda.

III. CONSENT CALENDAR

All items under the Consent Calendar are considered to be routine and will be approved by one motion. There will be no separate discussion of these items unless a member of the Board, Audience, or Staff request a specific item removed after the motion to approve the Consent Calendar.

1. Minutes of the Board of Directors Meeting, October 24, 2018 (W & R)
Recommendation: Approve draft minutes

2. Treasurers Report - Quarter Ending September 30, 2018 (W & R)
Recommendation: Receive & File

IV. OLD BUSINESS

1. Incentive Award Program (W & R)
Action: Consider a motion to approve funding of the 2018 Incentive Award Program at a level not to exceed \$30,000

V. NEW BUSINESS

1. General Manager's Contract Amendment (W & R)
Action: Consider motion to approve amendments to GM Contract

2. Grant of Easement and Right of Way (R)

Action: *Consider a motion to accept a dedicated easement and right of way for a new pipeline installation to supply the Colinas Estates development, and authorize staff to accept and process the documents from the property owner*

3. Timothy H. Quinn Resolution (W & R)

Action: *Consider a motion to adopt resolution 18-10 in honor of Timothy H. Quinn*

VI. INFORMATION ITEMS

1. General Manager's Report

1.1 General Manager's Monthly Report (W & R)
Staff Report on District Operations

1.2 Miscellaneous District Issues and Correspondence

2. Director of Finance's Report

2.1 Update on Implementation of Approved Five-Year Rate Schedule (W & R)

2.2 Report back on OPEB Trust Returns (W & R)

2.3 Miscellaneous District Issues and Correspondence

3. Operation Manager's Report

3.1 Miscellaneous District Issues and Correspondence

4. Legal Counsel's Report

4.1 Legal Matters

VII. DIRECTORS' REPORTS

1. SGA

2. RWA

3. ACWA

3.1 Local Government/Federal Affairs/Region 4 - Pam Tobin

3.2 JPIA – Pam Tobin

3.3 Energy Committee - Ted Costa

4. CVP Water Users Association

5. Other Reports, Correspondence, and Comments

VIII. COMMITTEE MEETINGS

1. Personnel Committee – November 1, 2018

2. Finance Committee – November 13, 2018

IX. UPCOMING EVENTS

1. ACWA Regions 2 & 4 Program & Tour - A Lesson in Functional Flow
November 15, 2018
Woodland, CA

2. ACWA Fall Conference
November 26-30, 2018
San Diego, CA

X. ADJOURN

UPCOMING MEETING DATES

December 12, 2018 (Financing Corporation)

December 12, 2018

January 23, 2019

I declare under penalty of perjury that the foregoing agenda for the November 13, 2018 regular meeting of the Board of Directors of San Juan Water District was posted by November 9, 2018, on the outdoor bulletin boards at the District Office Building, 9935 Auburn Folsom Road, Granite Bay, California, and was freely accessible to the public.

Teri Grant, Board Secretary

SAN JUAN WATER DISTRICT

Board of Director's Meeting Minutes

October 24, 2018 – 6:00 p.m.

BOARD OF DIRECTORS

Marty Hanneman	President
Dan Rich	Vice President
Ted Costa	Director
Ken Miller	Director
Pam Tobin	Director

SAN JUAN WATER DISTRICT MANAGEMENT AND STAFF

Paul Helliker	General Manager
Donna Silva	Director of Finance
Tony Barela	Operations Manager
George Machado	Field Services Manager
Rob Watson	Engineering Services Manager
Greg Zlotnick	Water Resources Manager
Teri Grant	Board Secretary/Administrative Assistant
Jennifer Buckman	Legal Counsel

OTHER ATTENDEES

Dennis Lowery	Customer
Dave Beauchamp	Jacobson James & Associates
Naiya Moss	Student
Madison Millar	Student
Matthew Lizarroga	Student

AGENDA ITEMS

- I. Roll Call**
- II. Public Forum**
- III. Consent Calendar**
- IV. Old Business**
- V. New Business**
- VI. Information Items**
- VII. Directors' Reports**
- VIII. Committee Meetings**
- IX. Upcoming Events**
- X. Closed Session**
- XI. Open Session**
- XII. Adjourn**

President Hanneman called the meeting to order at 6:00 p.m.

I. ROLL CALL

The Board Secretary took a roll call of the Board. The following directors were present: Ted Costa, Marty Hanneman, Ken Miller, Dan Rich and Pam Tobin.

II. PUBLIC FORUM

There were no public comments.

III. CONSENT CALENDAR

All items under the consent calendar are considered to be routine and are approved by one motion. There will be no separate discussion of these items unless a member of the Board, audience, or staff request a specific item removed after the motion to approve the Consent Calendar.

1. Minutes of the Board of Directors Meeting, September 25, 2018 (W & R)

Recommendation: Approve draft minutes

Director Miller moved to approve the Consent Calendar. Director Costa seconded the motion and it carried unanimously.

IV. OLD BUSINESS

1. Adoption of Ordinance 3100 – An Ordinance of the Board of Directors of the San Juan Water District Repealing Ordinance No. 3000 of the District Code of Ordinances (W & R)

Ms. Silva provided the Board with a staff report which will be attached to the meeting minutes. She reminded the Board that the ordinance was discussed at the last couple of Board meetings where the Board adopted three separate policies to cover the content in Ordinance No. 3000 prior to rescinding the ordinance. She informed the Board that the Finance Committee also reviewed the ordinance recommendation.

Director Costa moved to waive the second reading of Ordinance No. 3100 and adopt Ordinance 3100 which repeals Ordinance No. 3000 of the District Code of Ordinances. Director Tobin seconded the motion and it carried unanimously.

2. GIS Implementation Project (W & R)

Mr. Watson provided the Board with a written staff report which will be attached to the meeting minutes. He explained that the four-person selection committee independently reviewed the technical proposals from all three companies, and HDR Engineering ranked as the top proposal from all members of the committee prior to reviewing the cost proposals from the firms. He stated that HDR Engineering provided a clear understanding of the project and scope of work, have the most resources for the project, and are a local company.

Mr. Watson informed the Board that the cost of this contract would be for the total implementation of the District's Geographical Information System, along with staff training. He anticipates that the project will be completed in five months with a completely integrated working system in eight months. He explained that the actual GIS software and hardware improvements will be purchased separately in order to provide a savings to the District. Mr. Barela explained that CMMS will

be incorporated into the GIS and will be configured so that it integrates easily into GIS.

Director Miller moved to award a professional services contract to HDR Engineering, Inc. for the amount of \$279,734 for consulting services for the GIS Implementation Project with a 10% contingency for a total authorized budget of \$308,000. Director Rich seconded the motion and it carried unanimously.

3. FY 2018-19 Operations Plan Report Card (W & R)

Mr. Helliker introduced the first report regarding the Operations Plan which will be provided to the Board on a quarterly basis. He explained that the Operations Plan Report Card was created based on the Operations Plan which followed the Strategic Plan that was adopted earlier this year. A copy of the Operations Plan Report Card will be attached to the meeting minutes.

Mr. Helliker explained the report card which shows tasks for FY 2018-19 and is color coded to indicate if the task is on track, delayed or has issues. In addition, original target date, updated target date (if needed), and completion date columns are provided for each task. Ms. Silva informed the Board that outsourcing the payroll process has been delayed due to vendor issues. She will be looking into other vendors and at other features available in the District's accounting system.

4. Customer Service Staff Position (R)

Mr. Helliker reported that this position was reviewed with the Board and the Personnel Committee on several occasions. A staff report was provided to the Board and will be attached to the meeting minutes. He informed the Board that the Personnel Committee reviewed this topic at their last meeting and the committee agrees with staff's recommendation to hire a full-time position.

Director Miller moved to hire a full-time, permanent Customer Service Representative I/II. Director Costa seconded the motion and it carried unanimously.

5. SSWD/SJWD Ad Hoc Committee Update (W & R)

Mr. Helliker reported that the SSWD/SJWD Ad Hoc Committee met on October 3rd. He informed the Board that there was representation from several water agencies (CHWD, FOWD, OVWC, Del Paso and Rio Linda) that were interested in the discussion. The committee discussed the background on the reports that were completed and the last action taken in 2015.

Mr. Helliker reported that Hilary Straus of CHWD proposed to revisit some of the initial assumptions and problem statements of the supply reliability/re-organization effort. He explained that Mr. Straus requested that a facilitated process be conducted which includes the other water agencies. In addition, Mr. Helliker reported that Tom Gray of FOWD spoke about their concerns regarding security of their water supplies and potential costs.

Mr. Helliker reported that the committee deliberated and then directed the SSWD and SJWD General Managers to hold a meeting, extending an invitation to all General Managers regionally, with the objective of defining the problems and opportunities, as well as prepare some options and recommendations. He informed the Board that Mr. Straus suggested that they revisit the issues that were identified in the first two studies. The committee directed the General Managers to try to have the meeting held within a month, and then to attempt to schedule the next Sacramento Suburban Water District and San Juan Water District 2x2 Water Management / Re-Organization Committee Meeting before Thanksgiving. President Hanneman commented that the next committee meeting will probably not be before Thanksgiving due to scheduling conflicts.

Mr. Helliker commented that it seems that FOWD and CHWD are willing to engage in the dialogue. He commented that it would then be in the District's best interest to have them as part of the discussions since part of the benefit of considering re-organization is to improve efficiencies and merge organizations that have similar missions than limiting to just SSWD.

Director Tobin commented that the topic was stalled at SSWD and wanted to know what has changed regarding accepting the report and they hired an attorney to review the water rights. Mr. Helliker commented that SSWD did hire an attorney to review water rights and water supply reliability in 2015. President Hanneman commented that there is a larger more regional group looking at potentially merging operations. Director Costa commented that the region wants to look at the options. Director Miller voiced concern regarding the benefit of including other agencies in the mix for potential merger.

Director Costa commented that he wants to make sure that it is known that the pre-1914 water rights are owned by the people of the San Juan Water District, which boundaries include the Citrus Heights and Fair Oaks Water districts. He also voiced concern regarding capacity in the Cooperative Transmission Pipeline (CTP) and payment of water to SSWD for water flowing through the CTP.

President Hanneman stated that the next step is for the general managers to meet next week, then meet with the 2x2 committee again and discuss next steps with them and with the Board. Mr. Helliker provided the Board with a copy of Mr. Straus' outline.

Ms. Buckman noted the complexity of merging a mutual water company with county water districts or community service districts. In addition, she recommended, as a strategic advantage, that LAFCo get involved in the process early on.

In response to Director Miller's comment, Mr. Helliker explained that in 2015 the SJWD Board approved the Phase 2a Study and directed the General Manager to proceed with Phase 2b, while the SSWD Board accepted the study but did not approve the study nor direct staff to move forward with Phase 2b. In addition, SSWD's resolution contained a number of questions that were posed by CHWD

and FOWD that they wanted answered before moving forward. Mr. Helliker commented that in March 2018 the Board directed him to write to SSWD regarding the status of SSWD's discussions with CHWD and FOWD, and then after that the new 2x2 ad hoc committee was formed. He commented that there are still questions that SSWD Board members want discussed regarding CHWD and FOWD concerns, and the analyses that were completed; therefore, more discussion is needed even if other agencies were not included in the discussions. He recommends that staff follow the committee's recommendation and meet with the general managers then meet with the 2x2 committee followed by reporting back to the Board.

V. NEW BUSINESS

1. Consideration of a Resolution Capping District Contributions to Employee Health Care Premiums (W & R)

Ms. Silva provided the Board with a staff report which will be attached to the meeting minutes. She explained that she was recently informed that the Board's action via a motion in 2012 to cap District contributions to employee health care premiums required a resolution; therefore, the District needs to either adopt a resolution or come into compliance with the 1993 resolution within 90 days of the notification from CalPERS. Staff recommends that the Board adopt Resolution 18-09 which will cap the District funded premiums for employee health care benefits to the Sacramento Region rate for Blue Shield Access Plus for an employee and their dependents, if any, with an effective date of January 1, 2020. Staff would then implement the 1993 resolution until January 1, 2020. Mr. Helliker commented that the Personnel Committee reviewed staff's recommendation and agreed with that recommendation.

Director Costa moved to adopt Resolution 18-09 capping District funded premiums for employee health care benefits at the Blue Shield Access Plus plan, Sacramento Region, for an employee and their dependents, effective January 1, 2020. President Hanneman seconded the motion and it carried unanimously.

2. Federal Lobbying Contract with Ferguson Group (W & R)

Mr. Helliker provided the Board with a staff report which will be attached to the meeting minutes. He explained that the City of Roseville will no longer be participating in the federal lobbying efforts with the City of Folsom and the District. This is a new contract with the Ferguson Group effective September 1, 2018 which will be cost shared with the City of Folsom.

Director Tobin moved to approve the 2018 lobbying contract with Ferguson Group for federal lobbying services in the amount not to exceed \$66,000. Director Rich seconded the motion and it carried unanimously.

VI. INFORMATION ITEMS

1. GENERAL MANAGER'S REPORT

1.1 General Manager's Monthly Report (W & R)

Mr. Helliker provided the Board with a written report for September which will be attached to the meeting minutes.

1.2 Miscellaneous District Issues and Correspondence

Mr. Helliker reported that Folsom Reservoir is 43% full and at 82% of normal. At President Hanneman's request, he informed the Board that Lake Oroville is 35% full and at 58% of normal. He showed the Board graphs of Lake Oroville's storage and inflows from last year to this year. He explained that Reclamation uses the 15-year average when reporting hydrological information, and this data shows Folsom Reservoir at 103% of average. He reported that precipitation is 46% of average. He reviewed a thermoisobath graph of Folsom Reservoir, which showed a small cold water pool, which indicates that temperature control is an issue at this time. He stated that there is a -1% snowpack and a three-month outlook that shows a 40% probability that temperatures will be above normal.

Mr. Helliker reported that the water transfer is complete. Mr. Zlotnick provided the Board with a handout which will be attached to the meeting minutes. Mr. Zlotnick explained that the District generated compensation for the water that would have otherwise been delivered to the wholesale customer agencies, but was replaced by groundwater supplies. Mr. Zlotnick reported that the net revenue to the District was just over \$96,800. Mr. Helliker commented that future transfers should not take as much staff time since the data for the wells has already been collected and Mr. Zlotnick mentioned that the consultant and legal fees should also be less since those support services should be reduced.

In response to Director Tobin's question, Mr. Helliker informed the Board that he sent an email to the Board regarding the conserved water transfer status a couple weeks ago. He reported that agreement regarding the methodology for the conserved water transfer was reached with DWR and Reclamation. He stated that there are a couple parameters that need to be negotiated with them regarding percolation and run-off. He explained that background research is being conducted in order to be prepared for next year. Mr. Zlotnick commented that a meeting is being scheduled with the partners to help gather and decipher what data is needed.

Mr. Helliker reported on the conservation regulations, the potential continuation of the monthly report that was started during the drought and the electronic annual report. He commented that the Water Board has added questions to the annual report which pertain to rates and bills and is something that they have no regulatory control over. He informed the Board that a consortium of water agencies are working to provide a comment letter on this new submission request.

Mr. Helliker informed the Board that a wholesale region e-blast is being developed and should be sent out shortly. He informed the Board that he spoke with Kim Silvers regarding his evaluation process and will bring more information to the December Board meeting. President Hanneman will not be able to attend the November 14th Board meeting and requested that the meeting be moved to either November 13th or 15th. The Board discussed the request and agreed that moving the meeting to Tuesday, November 13th worked for everyone and the Finance Committee meeting will remain on November 13th.

2. DIRECTOR OF FINANCE'S REPORT

2.1 Miscellaneous District Issues and Correspondence

Ms. Silva informed the Board that the auditors were in the office last week and everything is progressing smoothly. The preliminary results for FY 2017-18 were good with the Wholesale Operating Fund had net income of approximately \$1.3 million greater than anticipated due to the CVP reimbursement, the savings from the renegotiated PCWA contract, salaries were below budget, and most other categories of expense came in below budget. As a result, \$1.4 million was transferred into the Wholesale Capital Reserves instead of the \$169,000 that was budgeted.

Ms. Silva reported that the Retail Operating Fund had a net income that was \$319,000 greater than anticipated mostly due to water sales; therefore, money was able to be transferred to the Retail Capital Reserves when the budget actually called for funds to be transferred from Retail Capital to Retail Operations to help make the extra pension payment.

Ms. Silva informed the Board that when the auditor presents the audit to the Board, she will likely talk about the implementation of GASB 74 and GASB 75. She explained that by implementing GASB 74/75 the District will be showing the OPEB liability on the balance sheet, instead of as a footnote to the financial statements. She reported that the OPEB liability is approximately \$7 million and staff is researching the benefit of paying down the liability. She explained that the District pays the current liability according to Board policy but the \$7 million is prior to that policy being adopted. She will report back on the rate of return for the investments that are in the OPEB trust.

Ms. Silva informed the Board that she attended a CalPERS conference and reported that the pension plan in general is doing well and has moved from 68% funded last year to 71% funded this year. She reported that the District's plan is sitting at 92% funded. In response to Director Costa's comment, Ms. Silva explained that the District did not pay the unfunded liability completely because if there are investment gains and the District is over-funded, then the District does not receive a refund. She will look at

what is needed for the next budget to reduce the liability in order to be 95% funded.

3. OPERATION MANAGER'S REPORT

3.1 Miscellaneous District Issues and Correspondence

Mr. Rob Watson conducted a brief presentation on the Douglas Main Replacement Project. A copy of the presentation will be attached to the meeting minutes. He reported that the intersection portion of Phase 1 is complete and work is being done on the western side of the intersection and should be finished by October 31, 2018. He reported that Phase 2 is complete and Phase 3 is mostly complete with the exception of the west tie-in. He informed the Board that Phase 4 will begin in November and is expected to be completed in January 2019. In addition, he reported that the Dambacher Services Replacements Project is complete with the exception of the slurry seal. He explained that the paving will be completed at the end of the project.

Mr. Watson informed the Board that the project is 65% complete and within budget. He mentioned that, when the work was being completed on the tie-ins on Phase 3, there was a valve that broke and field staff were able to do a field repair in order to keep the system in operation. He commented that the next day another section of pipeline, which hadn't been replaced yet, blew out. He informed the Board that the water was shut off to that section and will be repaired under Phase 4 which starts next week. He commented that these two incidents are a good indicator that it was time to replace this pipeline.

4. LEGAL COUNSEL'S REPORT

4.1 Legal Matters

No report.

VII. DIRECTORS' REPORTS

1. SGA

Director Tobin reported that SGA met on October 18th to discuss the groundwater management program and the SGMA update. In addition, the Nominating Committee was selected the next year. After the meeting, the SGA 20th Anniversary luncheon was held at the North Ridge Country Club.

2. RWA

Director Tobin reported that RWA will be hosting a Delta Update Workshop after the November 8th board meeting. She reported that the Executive Committee met this morning and discussed the subcommittees, retiree health benefits, the consultant support selection for a proposed Aquifer Storage and Recovery Feasibility Study, and the Landscape Imagery Analysis proposal. She also informed the Board that the 18th Annual Holiday Social is December 6th.

3. ACWA

3.1 Local/Federal Government/Region 4 - Pam Tobin

Director Tobin reported that Federal Affairs and Local Government committees will meet at the Fall Conference. She reported that ACWA Region 2 & 4 are presenting a program on November 15th at the Yolo County Flood Control & Water Conservation District in Woodland to explore historical settlement agreements that have increased water supply reliability and new modern efforts proposed to more effectively serve the water needs for communities, the economy and the environment in the Sacramento Valley.

Director Tobin reported that Dave Eggerton was selected as the new Executive Director.

3.2 JPIA - Pam Tobin

No report.

3.3 Energy Committee - Ted Costa

Director Costa reported that the Energy Committee will meet at the Fall Conference.

4. CVP WATER USERS ASSOCIATION

Director Costa reported that the CVP Water Users Association met on October 16th.

5. OTHER REPORTS, CORRESPONDENCE AND COMMENTS

There were no other matters discussed.

VIII. COMMITTEE MEETINGS

1. Personnel Committee – October 15, 2018

The committee meeting minutes will be attached to the original board minutes.

2. Finance Committee – October 23, 2018

The committee meeting minutes will be attached to the original board minutes.

IX. UPCOMING EVENTS

1. NWRA Annual Conference

November 7-9, 2018
San Diego, CA

2. ACWA Regions 2 & 4 Program & Tour - A Lesson in Functional Flow

November 15, 2018
Woodland, CA

3. ACWA Fall Conference

November 26-30, 2018

San Diego, CA

Mr. Helliker reported that Mr. Greg Zlotnick will attend the NWRA Annual Conference. Ms. Jennifer Buckman commented that Secretary Zinke is confirmed as Thursday's lunch speaker for the ACWA conference, and Thursday's dinner will honor the retirement of Tim Quinn on the USS Midway.

President Hanneman called for Closed Session at 7:29 pm.

X. CLOSED SESSION

1. Conference with legal counsel--anticipated litigation; Government Code sections 54954.5(c) and 54956.9(d)(4); potential for litigation involving the State Water Resources Control Board's proceedings related to the California Water Fix and the Bay-Delta Water Quality Control Plan Update.

President Hanneman returned to Open Session at 8:02 pm.

XI. OPEN SESSION

There was no reportable action from the closed session.

XII. ADJOURN

The meeting was adjourned at 8:02 p.m.

ATTEST:

MARTIN HANNEMAN, President
Board of Directors
San Juan Water District

TERI GRANT, Board Secretary

The meeting minute attachments are located under Meeting Minutes – *Draft* on the webpage.

STAFF REPORT

To: Board of Directors
From: Donna Silva, Director of Finance
Date: November 13, 2018
Subject: Treasurer's Report – Quarter Ending September 30, 2018

RECOMMENDED ACTION

This report is for information only and will be filed with the meeting minutes.

BACKGROUND

The purpose of the treasurer's report is to update the Board and the public on the status of the District's cash balances and investments, and highlight material changes from one period to another. The scope of this report covers the first quarter of fiscal year 2018-2019, ending September 30, 2018.

The District's investment objectives are established by the Board approved Investment Policy. The Investment Policy is guided and constrained by the California Government Code. The Board periodically reviews and adjusts the Investment Policy to ensure ongoing compliance with the government code and to maximize investment flexibility as permitted. The current Investment Policy has the following objectives for the portfolio:

1. Safety
2. Liquidity
3. Yield

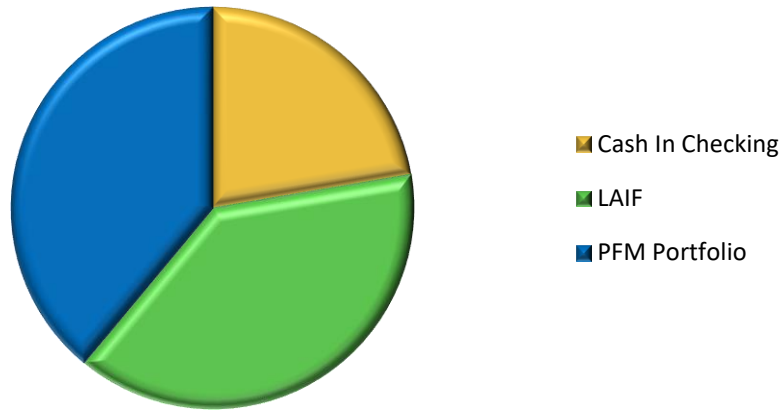
Attached is the quarterly Treasurer's Report for the three months ended September 30, 2018.

At June 30, 2018, the end of the previous quarter, the value of the District's total portfolio was \$20.06 million. Since that time, the value of the District's portfolio increased by \$3.1 million for an ending balance of \$23.16 million as of September 30, 2018, due in large part to the receipt of the second billing for the regional conserved water transfer. The cash was received in late September and the distributions to the participating agencies occurred in early October, after the cut of date of this report. Cash and short-term investments increased by \$255,899. Medium term investments decreased by \$99,656 and long-term investments decreased by \$121,258.

The funds are currently held as follows:

Cash at Banking Institutions	\$ 5,171,877
Local Agency Investment Fund (LAIF)	8,966,156
PFM Managed Investment Portfolio	<u>9,023,387</u>
	<u>\$ 23,161,420</u>

Distribution of Investments - San Juan Water District

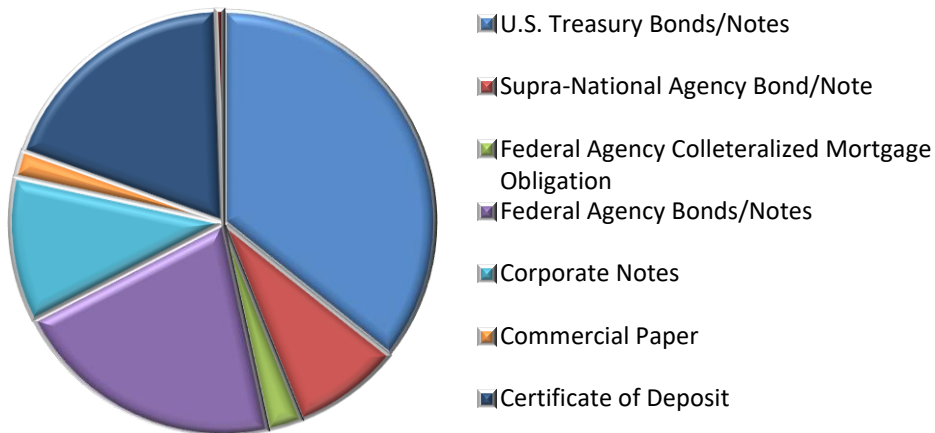


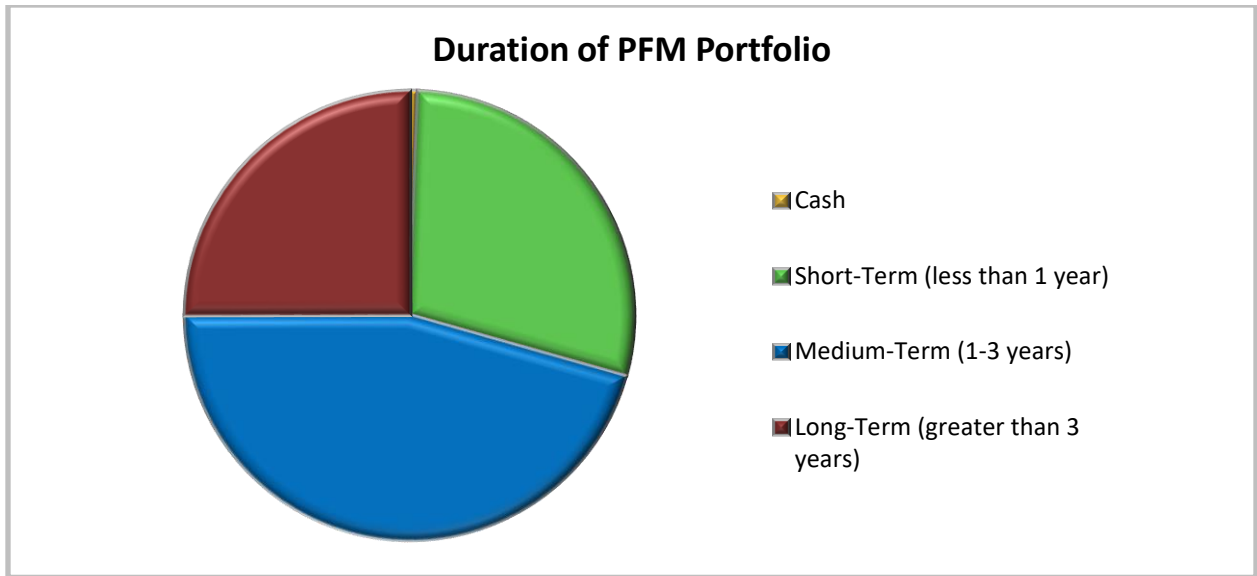
The overall portfolio is diversified with 39% invested in marketable securities (PFM Portfolio), 39% invested in short-term investments that are considered liquid (LAIF) and 22% on deposit with US Bank. Staff, in conjunction with your financial advisors, periodically review the mix of liquid and long-term investments and adjusts the portfolio according to the market conditions and the District’s short term cash needs. Cash increased from 11% of the portfolio to 22% of the portfolio this quarter. This ratio fell with the distribution of the proceeds from the second water transfer billing. Additionally, staff made a transfer of \$1,500,000 to LAIF on November 2nd.

All securities held are in conformance with those permitted by the District’s Investment Policy. There are sufficient funds to meet the District’s expenditure requirements for the next six months.

The mix and duration of investments are displayed in the following charts:

Mix of Investments - PFM Portfolio





With the economy experiencing strong growth, interest rates continued to rise over the quarter, they are still at very low levels. The Federal Open Market committee (FOMC) continued its steady rate hike plan by raising the federal funds target range another .25 this quarter. Another .25% rate hike is expected in December, followed by two to four more hikes in 2019. The District's portfolio managers will continue to strategically position the portfolio with a modestly defensive duration bias relative to the benchmark. With rates near multi-year highs they will selectively capture higher yields when rebalancing the portfolio to model the benchmark portfolio.

The portfolio is performing well and continues to outperform the benchmark (Bank of America Merrill Lynch "BAML" 0-5 year Treasury Index) on a current and historical basis.

Total Returns – period ending September 30, 2018

	Duration (years)	Quarter Ending 09/30/2018	Past Year	Since Inception
San Juan Water District	2.02	.34%	.25%	1.08%
BAML 0-5 Year Treasury Index	2.09	.15%	-.13%	.74%

**San Juan Water District
Treasurer's Report
June 30, 2018**

	Yield %	Par Value	Cost	Current Market Value	Maturity Date
CASH & DEMAND DEPOSITS - US Bank:	na	2,150,258.50	2,150,258.50	2,150,258.50	na
LOCAL AGENCY INVESTMENT FUND (LAIF)	1.111%	8,925,812.11	8,925,812.11	8,925,812.11	na
PFM MONEY MARKET ACCOUNT	na	35,131.51	35,131.51	35,131.51	na
LONG-TERM INVESTMENTS (PFM Investment Portfolio):					
<i>U.S. Treasury Bonds/Notes:</i>					
US Treasury Notes	1.91%	435,000.00	432,909.96	432,519.20	3/31/2019
US Treasury Notes	1.23%	140,000.00	142,324.20	137,364.08	7/31/2020
US Treasury Notes	1.42%	130,000.00	137,261.72	130,167.57	8/15/2020
US Treasury Notes	1.15%	170,000.00	176,189.06	167,350.38	2/28/2021
US Treasury Notes	1.85%	50,000.00	49,005.86	48,314.45	4/30/2021
US Treasury Notes	1.81%	110,000.00	108,225.37	106,154.29	5/31/2021
US Treasury Notes	1.67%	400,000.00	395,671.88	386,015.60	5/31/2021
US Treasury Notes	1.71%	150,000.00	146,642.58	143,332.05	7/31/2021
US Treasury Notes	1.75%	150,000.00	146,947.27	143,308.65	10/31/2021
US Treasury Notes	1.78%	150,000.00	150,591.80	145,921.80	1/31/2022
US Treasury Notes	2.10%	190,000.00	188,226.70	184,544.91	3/31/2022
US Treasury Notes	1.83%	150,000.00	152,044.92	146,759.70	6/30/2022
US Treasury Notes	1.74%	250,000.00	253,095.70	243,222.75	7/31/2022
US Treasury Notes	2.76%	225,000.00	215,815.43	216,413.10	9/30/2022
US Treasury Notes	2.80%	250,000.00	241,660.16	242,744.25	10/31/2022
Subtotal		2,950,000.00	2,936,612.61	2,874,132.78	
<i>Supra-National Agency Bond/Note</i>					
Inter-American Development Bank	1.10%	125,000.00	124,625.00	123,378.13	5/13/2019
Int'l Bank of Reconstruction & Dev Notes	1.60%	100,000.00	100,540.00	99,154.00	10/7/2019
Int'l Bank of Reconstruction & Dev Notes	1.64%	180,000.00	179,568.00	175,527.00	9/12/2020
Inter-American Development Bank	1.81%	175,000.00	176,622.09	172,646.25	11/9/2020
International Finance Corp Note	2.35%	80,000.00	79,764.80	79,050.96	1/25/2021
Subtotal		660,000.00	661,119.89	649,756.34	
<i>Federal Agency Collateralized Mortgage Obligation</i>					
FHLMC Series KP03 A2	1.10%	39,322.57	39,714.86	38,994.93	7/1/2019
Fannie Mae Series 2015-M13 ASQ2	1.08%	26,650.46	26,917.33	26,513.88	9/1/2019
FNA 2018-M5 A2	2.27%	100,000.00	101,989.10	101,414.01	9/25/2021
FHLMC Multifamily Structured P Pool	2.61%	100,000.00	100,851.56	100,038.83	8/25/2022
Subtotal		265,973.03	269,472.85	266,961.65	
<i>Federal Agency Bonds/Notes:</i>					
Federal Home Loan Bank Agency Notes	1.40%	150,000.00	149,931.00	148,672.80	5/28/2019
FNMA Notes	1.69%	470,000.00	471,193.80	467,098.69	6/20/2019
FNMA Benchmark Notes	0.93%	260,000.00	259,563.20	255,678.54	8/2/2019
FHLB Global Note	0.94%	240,000.00	239,539.20	235,963.92	8/5/2019
FNMA Notes	1.05%	100,000.00	99,844.00	98,364.50	8/28/2019
FJLB Notes	1.38%	135,000.00	134,968.95	132,990.93	11/15/2019
FNMA Notes	1.60%	170,000.00	169,484.90	166,138.28	7/30/2020
Fannie Mae Notes	2.55%	100,000.00	99,851.00	99,470.80	4/13/2021
FNMA Notes	1.32%	60,000.00	59,794.74	57,406.80	8/17/2021
FNMA Notes	1.38%	100,000.00	99,388.00	95,678.00	8/17/2021
FNMA Notes	1.33%	120,000.00	119,514.00	114,813.60	8/17/2021
Subtotal		1,905,000.00	1,903,072.79	1,872,276.86	

continued next page.....

...continued	Yield %	Par Value	Cost	Current Market Value	Maturity Date
<i>Corporate Notes:</i>					
Toyota Motor Credit Corp	1.58%	100,000.00	99,915.00	99,970.20	7/13/2018
Apple Inc Bonds	1.92%	130,000.00	129,936.30	128,357.45	2/7/2020
Cisco Systems Inc Corp Notes	2.81%	155,000.00	152,327.80	152,070.50	2/28/2021
PEPSICO Inc. Corp (Callable) Note	2.01%	55,000.00	54,989.00	53,622.75	4/15/2021
Bank of New Year Mellon Corp	1.99%	175,000.00	178,101.00	171,779.48	4/15/2021
Bank of America Corp Note	2.40%	90,000.00	90,674.10	88,413.93	4/19/2021
Goldman Sachs Group Corp Notes	2.53%	80,000.00	87,671.20	84,074.40	7/27/2021
American Honda Finance Corp Notes	1.84%	130,000.00	129,112.10	124,547.54	9/9/2021
Citigroup Inc Corp (Callable) Note	2.72%	90,000.00	90,614.70	88,166.25	12/8/2021
American Express Credit (Callable) Notes	3.29%	100,000.00	97,840.00	97,629.20	3/3/2022
Subtotal		1,105,000.00	1,111,181.20	1,088,631.70	
<i>Commercial Paper</i>					
MUFG Bank LTD/NY Comm Paper	1.90%	180,000.00	178,298.60	179,831.16	7/16/2018
Subtotal		180,000.00	178,298.60	179,831.16	
<i>Certificate of Deposit:</i>					
Canadian Imperial Bank NY YCD	1.78%	250,000.00	249,805.00	249,346.50	11/30/2018
Svenska Handelsbanken NY LT CD	1.91%	215,000.00	215,000.00	214,066.26	1/10/2019
Bank of Montreal Chicago Cert Depos	1.90%	215,000.00	215,000.00	214,599.46	2/7/2019
Bank of Nova Scotia Houstand LT CD	1.91%	60,000.00	60,000.00	59,651.52	4/5/2019
Somitomo Mitsui Bank NY CD	2.05%	170,000.00	170,000.00	169,277.16	5/3/2019
Skandinav Enskilda Banken NY CD	1.85%	215,000.00	214,916.15	213,145.20	8/2/2019
MUFG Bank LTD/NY Cert Depos	2.07%	100,000.00	100,000.00	99,000.10	9/25/2019
Credit Issue New York Cert Depos	2.67%	100,000.00	100,000.00	99,996.30	2/7/2020
Nordea Bank AB NY CD	2.72%	135,000.00	135,000.00	134,287.88	2/20/2020
Bank of Nova Scottia Houston CD	3.10%	150,000.00	149,943.00	150,832.35	6/5/2020
Westpac Banking Corp NY CD	2.05%	195,000.00	195,000.00	191,913.93	8/3/2020
Swedbank (New York) Cert Depos	2.30%	180,000.00	180,000.00	176,241.24	11/16/2020
Subtotal		1,985,000.00	1,984,664.15	1,972,357.90	
<i>Asset-Backed Security/Collateralized Mortgage Obligation:</i>					
Harot 2017-4 A3	2.06%	50,000.00	49,992.96	49,321.60	11/21/2021
Subtotal		50,000.00	49,992.96	49,321.60	
TOTAL LONG TERM INVESTMENTS		9,100,973.03	9,094,415.05	8,953,269.99	
TOTAL CASH & INVESTMENTS AT 03/31/2018		20,212,175.15	20,205,617.17	20,064,472.11	

STAFF REPORT

To: Board of Directors
From: Paul Helliker, General Manager
Date: November 13, 2018
Subject: 2018 Incentive Award Program

RECOMMENDED ACTION

Approve funding of the 2018 Incentive Award Program at a level not to exceed \$30,000.

BACKGROUND

The District adopted a performance incentive award program in 2002, and subsequently amended the policy in 2007 and 2012. When funds are budgeted by the Board to implement the policy, it is to reward employees for the following purposes (Section 3090.00):

“This program is available only to those employees whose performance is consistently exceptional, or whose one-time idea or action results in a significant improvement in the effectiveness or safety of District services, a cost-effective change in the use of District resources or who perform work above and beyond that expected or called for as set forth in the criteria as listed in Attachment A to this policy.”

The policy allows for awards of between \$0-10,000 for any employee, as determined by the General Manager, based on the recommendation of the employee’s supervisor and Division Manager. These awards would be one-time payments, and would not increase the employee’s base compensation, for purposes of calculating retirement benefits.

Board members have expressed an interest in providing awards in the current fiscal year to employees whose actions have generated a significant increase in revenues or a significant decrease in costs for the District. The management team has reviewed actions taken by the District’s employees, and has identified a number of actions that have achieved these objectives, including recovering historic payments for water supplies, reducing the District’s unfunded pension liabilities, modifying capital projects to reduce costs, changing operational practices to improve safety and reduce costs, and a number of other examples. The range for the 2018 awards is currently planned to be between \$500 and \$5,000.

These actions and the associated awards have been reviewed by the Personnel Committee, and the Committee recommends that the Board approve funding the 2018 program at a level not to exceed \$30,000.

STAFF REPORT

To: Board of Directors
From: Paul Helliker, General Manager
Date: November 13, 2018
Subject: Revision to the General Manager Employment Agreement

RECOMMENDED ACTION

Approve the deletion of the term of the employment agreement.

BACKGROUND

The employment agreement between San Juan and Paul Helliker became effective on January 11, 2017. It has been amended once, on June 28, 2018, to revise the salary level, and to change the severance provisions.

Section 3 of the Agreement specifies that the initial term of the Agreement is through March 6, 2019, unless earlier terminated by either party, in accordance with the termination provisions in Section 8. The term can also be renegotiated or extended at any time, by mutual agreement of the parties.

General Manager employment agreements generally include termination provisions similar to those in the Employment Agreement between San Juan and Helliker – the Agreement may be terminated at any time without cause by a majority vote of the Board, thus typically invoking severance provisions. As a result, terms are not usually considered necessary, and indeed, a majority of General Manager employment agreements in the Sacramento region do not include them.

**AMENDMENT NO. 2
TO AGREEMENT WITH GENERAL MANAGER BETWEEN
SAN JUAN WATER DISTRICT
AND PAUL HELLIKER**

This Amendment No. 2 to the January 11, 2017 agreement between the San Juan Water District (“District”) and Paul Helliker (“Mr. Helliker”) concerning Mr. Helliker’s employment as General Manager of the District is made effective as of November 13, 2018, in Granite Bay, California.

RECITALS:

- A. On January 11, 2017, District and Mr. Helliker entered into an agreement for the District’s employment of Mr. Helliker as General Manager of the District (“Agreement”); and
- B. The District and Mr. Helliker desire to amend the Agreement to delete the term of the Agreement, as approved by the Board of Directors in an open session of a noticed public meeting on November 13, 2018, and as set forth in this Amendment No. 2.

AGREEMENT:

- 1. Deletion of Section 3 of the Agreement. Section 3, which defines the initial term of the Agreement to end on March 6, 2019, unless earlier terminated by either party in accordance with Section 8 of the Agreement, is hereby deleted from the Agreement.
- 2. Effect on Agreement. Except as specifically provided herein, the Agreement, and each of its terms and conditions, shall remain in full force and effect and are incorporated in full herein by this reference.

SAN JUAN WATER DISTRICT

By: _____
Martin Hanneman
President, Board of Directors

MR. HELLIKER:

By: _____
Paul Helliker

Recording Requested By, And When Recorded, Please Mail Document To:

San Juan Water District
Attn: General Manager
P.O. Box 2157
Granite Bay, CA 95746

Official Document, Exempt from Recording

Fees Pursuant to Gov't Code §§ 6103 & 27383

Assessor's Parcel No(s): 048-103-022

-- This Space for Recorder's Use Only --

GRANT OF EASEMENT AND RIGHT OF WAY

FOR VALUABLE CONSIDERATION, receipt of which is hereby acknowledged, **Paul Hills Land Development, LLC, a California limited liability company which acquired title as Paul Hills Land Development, LLC**, Grantor, hereby grants to **San Juan Water District**, a political subdivision of the State of California, Grantee, a permanent easement and right of way, including the perpetual right to enter upon the real property described below at any time that Grantee may deem necessary, to locate, construct, install, operate, maintain, repair, modify, replace and remove underground pipelines, water mains and all necessary below- and above-ground appurtenances for the purpose of conveying water over, across, through, and under the lands hereinafter described, together with the right to excavate and refill ditches or trenches for the location of said pipelines, water mains and appurtenances, and the further right to remove trees, bushes, undergrowth, ground covering, pavement, and any other obstructions interfering with the location, construction, installation, operation, maintenance, repair, modification, replacement and removal of said pipelines, water mains and appurtenances.

The land burdened by this Grant of Easement and Right of Way is located in the County of Placer, State of California, and is more particularly described as follows:

See Exhibit "A" attached to and made a part of this Grant of Easement and Right of Way

The subject easements granted by Grantor to Grantee herein are more particularly described as:

See Exhibits "B" and "C" attached to and made a part of this Grant of Easement and Right of Way

As a condition of this Grant of Easement and Right of Way, Grantor reserves the right to use such land for purposes that will not interfere with Grantee's full enjoyment of the rights hereby granted; provided that Grantor shall not erect or construct any building, wall, fence, or other permanent structure, or drill or operate any well, or construct any reservoir or any other obstruction on said land, or to diminish or substantially add to the plants and vegetation on or lying over the described easement.

The provisions of this Grant of Easement and Right of Way shall run with the land and inure to the benefit of and bind the heirs, successors, and assigns of the Grantor and Grantee.

Executed this _____ day of _____, 2018.

**By: Paul Hills Land Development, LLC, a California limited liability company
which acquired title as Paul Hills Land Development, LLC,**

By: _____
Paul Hills, Manager

CERTIFICATE OF ACKNOWLEDGMENT BY NOTARY PUBLIC
[California Civil Code § 1189]

A notary public or other officer completing this certificate verifies only the identity of the individual who signed the document to which this certificate is attached, and not the truthfulness, accuracy, or validity of that document.

State of California)
County of _____)

On _____, 20____ before me, _____,
a notary public, personally appeared _____,
who proved to me on the basis of satisfactory evidence to be the person(s) whose name(s) is/are
subscribed to the within instrument and acknowledged to me that he/she/they executed the same in
his/her/their authorized capacity(ies), and that by his/her/their signature(s) on the instrument the
person(s), or the entity upon behalf of which the person(s) acted, executed the instrument.

I certify under PENALTY OF PERJURY under the laws of the State of California that the
foregoing paragraph is true and correct.

WITNESS my hand and official seal.

Signature _____

(Seal)

EXHIBIT "A"

Real property situated in the State of California, County of Placer, unincorporated area, located in the East half of the east half of Section 2, Township 10 North, Range 7 East, M.D.M., being the real property described in the Grand Deed to Paul Hills Land Development, LLC, recorded as Document No. 2018-0022960, Official Records of Placer County, being more particularly described as follows:

COMMENCING at the Southeast corner of the Northeast Quarter of the Southeast Quarter of Section 2; thence West along the East-West centerline of the Southeast Quarter of Section 2, 395.00 feet; thence North parallel to the East line of Section 2, 485.00 feet to the **TRUE POINT OF BEGINNING**;

Thence from said point of beginning West 450.00 feet; thence North, parallel to the East line of Section 2, 499.96 feet more or less to the Southerly line of Rodgers Road; thence along said Southerly line of Rodgers Road North 63° 50' East 375.00 feet; thence South 09° 40' 30" East 674.93 feet to the **POINT OF BEGINNING**.

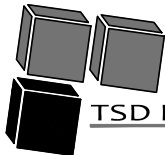
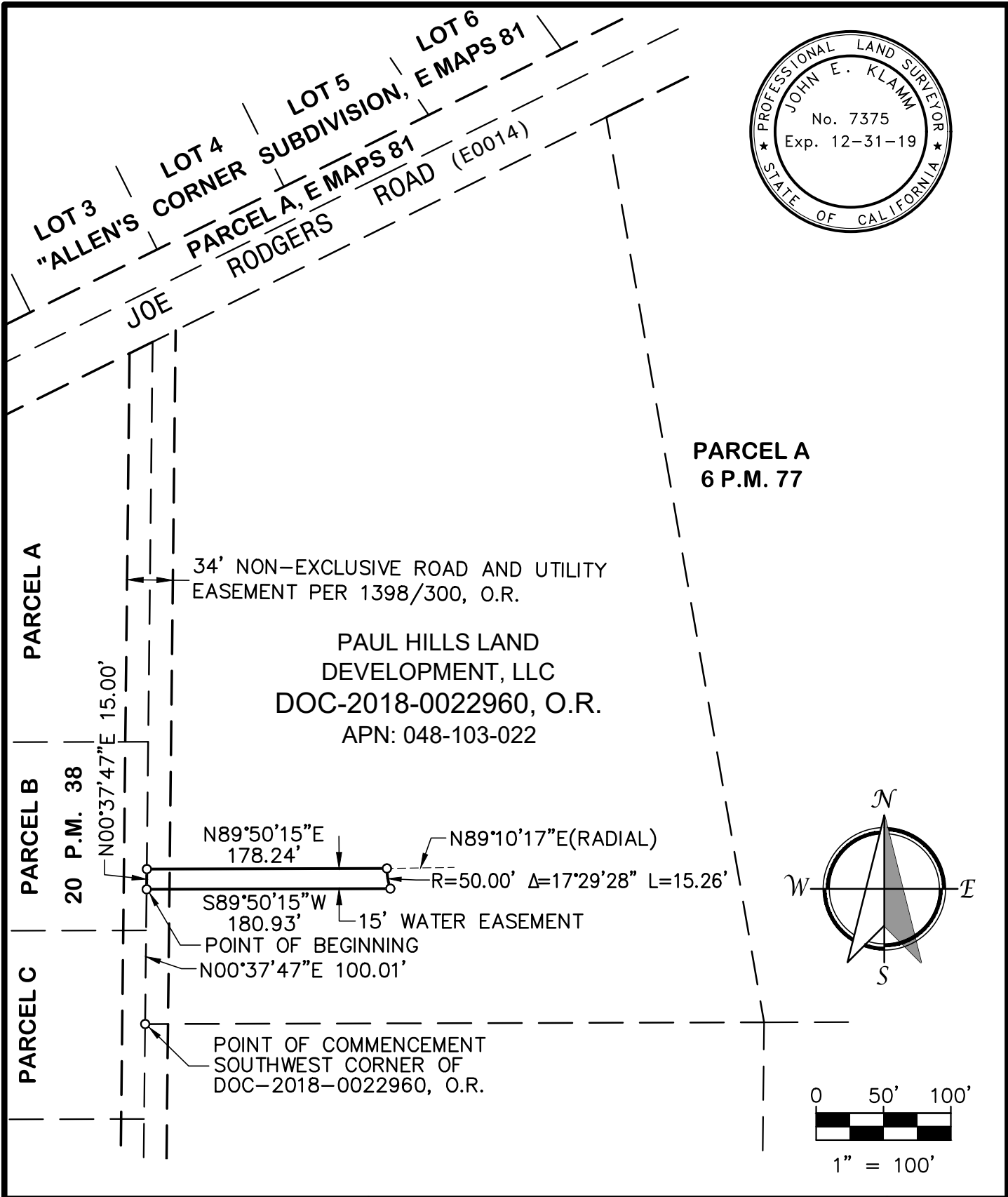

End of Description

EXHIBIT "B"
WATER EASEMENT

Real property situated in the State of California, County of Placer, unincorporated area, located in the East half of the east half of Section 2, Township 10 North, Range 7 East, M.D.M., being a portion of the real property described in the Grand Deed to Paul Hills Land Development, LLC, recorded as Document No. 2018-0022960, Official Records of Placer County, being more particularly described as follows:

Commencing at the Southwest corner of said real property described in said Grant Deed; thence, along the westerly boundary of said real property, North 00°37'47" East, 100.01 feet to the **POINT OF BEGINNING**; thence from said point of beginning, continuing along said westerly boundary, North 00°37'47" East, 15.00 feet; thence, leaving said westerly boundary, North 89°50'15" East, 178.24 feet; thence along a non-tangent curve to the left, having a radius of 50.00 feet, the radius point of which bears North 89°10'17" East, through a central angle of 17°29'28", with an arc length of 15.26 feet; thence South 89°50'15" West, 180.93 feet to the **POINT OF BEGINNING**.

End of Description



785 Orchard Drive, Suite #110
 Folsom, CA 95630
 Phone: (916) 608-0707
 Fax: (916) 608-0701

TSD ENGINEERING, INC.
 expect more.

EXHIBIT "C"
PLAT TO ACCOMPANY DESCRIPTION
PORTION OF THE E. 1/2 OF THE E. 1/2
OF SECTION 2, T.10 N. R.7 E., M.D.M.
PLACER COUNTY, CALIFORNIA

SCALE:
 1"=100'

DATE:
 11/1/18

SHEET
 1 OF 1

Name: WATER EASEMENT

North: 2035586.82' East: 6797349.91'

Segment #1 : Line

Course: N00°37'47"E Length: 15.00'
North: 2035601.81' East: 6797350.08'

Segment #2 : Line

Course: N89°50'15"E Length: 178.24'
North: 2035602.32' East: 6797528.32'

Segment #3 : Curve

Length: 15.26' Radius: 50.00'
Delta: 017°29'28" Tangent: 7.69'
Chord: 15.20' Course: S09°34'27"E
Course In: N89°10'17"E Course Out: S71°40'49"W
RP North: 2035603.04' East: 6797578.31'
End North: 2035587.33' East: 6797530.84'

Segment #4 : Line

Course: S89°50'15"W Length: 180.93'
North: 2035586.82' East: 6797349.91'

Perimeter: 389.44' Area: 0.062acres
Error Closure: 0.00 Course: N43°15'30"E
Error North: 0.003 East: 0.003

Precision 1: 389370000.00

AGENDA ITEM V-3

RESOLUTION NO. 19-10

A RESOLUTION OF THE BOARD OF DIRECTORS OF THE SAN JUAN WATER DISTRICT IN RECOGNITION OF TIMOTHY H. QUINN

WHEREAS, Timothy H. Quinn, who for 40 years has provided exemplary service and distinguished leadership in the California water industry, including the past 11 1/2 years as the Executive Director of the Association of California Water Agencies, is retiring at the end of 2018; and

WHEREAS, he helped negotiate the 2009 legislation that adopted the policy of coequal goals of water supply reliability and environmental protection for Bay-Delta programs and set first-ever conservation standards, an approach he continued with the development of ACWA's Bay-Delta flows policy; and

WHEREAS, he led development of ACWA's Statewide Water Action Plan which set the stage for the Brown Administration's California Water Action Plan, adopted in 2014 and which continues to guide statewide water policy; and

WHEREAS, he led efforts to develop ACWA groundwater policy, which provided the template for the Sustainable Groundwater Management Act, which is widely acknowledged as among the most significant milestones in modern California water history; and

WHEREAS, he oversaw and coordinated ACWA's leadership within the water community during a severe drought period, directing ACWA initiatives on drought preparedness and long-term conservation policy that have further established ACWA's role as the leading voice in California water; and

WHEREAS, he played a critical role in raising public awareness of the nexus between drought response and water infrastructure investment, which was a key factor in the passage of Proposition 1, overwhelmingly approved by California voters in 2014. He also advocated for passage of Proposition 68 and Proposition 3, both of which were approved by voters in 2018; and

WHEREAS, his leadership in ACWA's advocacy for improved forest management and his role as founding director of the California Forest Watershed Alliance, have positively influenced federal policy and funding priorities on this issue that is so central to a sustainable water future; and

WHEREAS, he is a recognized and accomplished water leader in California and the nation through his participation and leadership with multiple nonprofit organizations and coalitions within the water community, including (but not limited to) the Water Education Foundation, National Water Resources Association, California Forest Watershed Alliance, Public Policy Institute of California and Clean Water and Jobs for California.

NOW, THEREFORE, BE IT RESOLVED that the San Juan Water District's Board of Directors hereby commends and congratulates Mr. Quinn on his extraordinary accomplishments and distinguished career, and extends appreciation for his many and significant contributions to the water industry and to the people of California served by that industry; and

BE IT FURTHER RESOLVED that the Board extends its best wishes to Mr. Quinn, and his wife Vivien, for a happy, rewarding, meaningful and well-deserved retirement.

PASSED AND ADOPTED by the Board of Directors of the San Juan Water District on the 13th day of November 2018, by the following vote:

AYES:	DIRECTORS:
NOES:	DIRECTORS:
ABSENT:	DIRECTORS:

ATTEST

TERI GRANT
Secretary, Board of Directors

MARTIN HANNEMAN
President, Board of Directors

STAFF REPORT

To: Board of Directors
 From: Paul Helliker, General Manager
 Date: November 13, 2018
 Subject: General Manager's Monthly Report (October)

RECOMMENDED ACTION

For information only, no action requested.

TREATMENT PLANT OPERATIONS

Water Production for October

Item	2018	2017	Difference
Monthly Production AF	4,652.82	4,806.28	-3.2%
Daily Average MG	48.91	50.52	-3.2%
Annual Production AF	41,114.22	42,903.53	-4.2%

Water Turbidity

Item	Oct-18	Sep-18	Difference
Raw Water Turbidity NTU	2.97	2.47	20%
Treated Water Turbidity NTU	0.021	0.021	0%
Monthly Turbidity Percentage Reduction	99.28%	99.15%	

*Folsom Lake Reservoir Storage Level AF**

Item	2018	2017	Difference
Lake Volume AF	465,234	659,165	-29%

AF – Acre Feet
 MG – Million Gallons
 NTU – Nephelometric Turbidity Unit
 * Total Reservoir Capacity: 977,000 AF

Other Items of Interest:

- Completed re-plumbing of DynaBlend Polymer feed system.
- Completed quarterly calibrations of low-range turbidimeters (27).
- Performed filter and backwash inspections.
- Completed repairs on lime feed dust filter system.

SYSTEM OPERATIONS

Distribution Operations:

Item	October 2018	September 2018	Difference
Leaks and Repairs	9	7	+2
Mains Flushed	18	27	-9
Valves Exercised	18	33	-15
Back Flows Tested	0	0	0
Customer Service Calls	52	42	+10

Distribution System Water Quality:

Water Quality Samples Taken	# Failed Samples	Supporting Information
40 Lab	0	
24 In-House	0	

Other Items of Interest:

- Majority of FS time was spent with the Fair Oaks 40 project and the wholesale meter testing. 370+ man hours.

CUSTOMER SERVICE ACTIVITIES

Billing Information for Month of October

Total Number of Bills Issued	Total Number of Reminders Mailed	Total Number of Shut-off Notices Delivered	Total Number of Disconnections
5236	768	240	28

Conservation Activities

Water Waste Complaints Received	Number of Customers Contacted for High Usage (potential leaks)	Number of Rebates Processed	Number of Meters Tested/Repaired (non-reads)
5	72	9	N/A

Other Activities

- An irrigation controller workshop was held on October 20th. 22 people participated.
- The Wholesale Open House was a great success. About 150 visitors participated.
- 51 new homeowner welcome packets were distributed.

ENGINEERING - NEW URBAN DEVELOPMENTS (SJWD Retail Service Area)

Project Title	Description	Status	Issues
Ali Minor Subdivision	3-Lot Subdivision	Approved for Construction	
Barton Ranch	10-Lot Subdivision	In Construction	
Chula Acres	4-Lot Minor Subdivision	Approved for Construction	
Colina Estates	10-Lot Subdivision	In Design Review	
Eureka at GB (former Micherra Place Proj.)	28 Condominium Units	In Design Review	DDW Waiver for SD proximity is req'd
GB Memory Care	Commercial Business	In Design Review	
Granite Rock Estates	16-Lot Subdivision	In Design Review	Annexation process will be required for SJWD to supply
Greyhawk III	44 high-density, and 28 single family Lots	In Design Review	Dry Utilities conflict being resolved
Ovation Senior Living	Commercial Business (114-Unit 2-story Assisted Living Facility)	In Design Review	
Placer County Retirement Residence	Commercial Business (145-Unit Multi-story Assisted Living Facility)	In Design Review	
Pond View	Commercial Business	Approved for Construction	Planning to begin const in spring 2019
SPFD Station 15	Fire Station Bldg Improvements, with water service upgrades	In Construction	
Quarry Ridge Prof. Office Park	Commercial Business (4 parcels to develop four general/medical office buildings)	In Design Review	
Rancho Del Oro	89 Lot Subdivision	Approved for Construction	On hold pending County Approvals
Self Parcel Split (3600 & 3630 Allison Ave)	4 Lot Minor Subdivision (on a new street "Laura Lane", off Allison Dr.)	In Construction	Waiting for contract and submittals
The Park at Granite Bay	56 lot Subdivision	Approved for Construction	In construction, mass grading
The Residences at GB	4-Lot Minor Subdivision	In Design Review	
Ventura of GB	33-Lot Subdivision	In Design Review	
Whitehawk I	24-Lot Subdivision	In Design Review	
Whitehawk II	56-Lot Subdivision	In Design Review	

ENGINEERING - CAPITAL PROJECTS

Current Retail Projects

Project Title	Description	Status	Issues
Douglas Blvd Main Replacement	Replacement of ±4,125-LF of old steel main with new 16-in and 12-in pipeline between Auburn Folsom Rd and Hidden Lakes Dr.	In Construction Phase (65% Complete)	Public Outreach and notification is being maintained
Dambacher Drive Services Replacement	Replacement of ±19 aged, corroded steel service taps with new bronze saddle taps to reduce potential for failures and leaks	In Construction Phase (95% Complete)	None. (Slurry seal remains to be done)
Lou Place Main Replacement	Replacement of approximately 460-LF of aged main and 4 services on Lou Place between Troy Way and Crown Point Vista	In Design	
Edward Ct Main Replacement	Replacement of approximately 300-LF of aged main and 3 services on between Lou Place and the south end of Edward Court	In Design	
Spahn Ranch Rd. Main Extension	Install new pipeline; provides looped distribution network	In Design	
Cavitt Stallman 12" (Oak Pines to Sierra Ponds)	Install new pipeline on Cavitt Stallman between Oak Pines Lane and Sierra Ponds Lane	In Design	
Cavitt Stallman 12" (Mystery Cr to Oak Pines)	Install new pipeline on Cavitt Stallman between Mystery Creek Ln and Oak Pines Ln.	In Design	
Woodminister Services Replacements	Replace 18 aged services	In Design	
Redbud/Lupin/Meadowlark Services Replmts	Replace 43 aged services	In Design	
Sandstone & Auberry to Hill Rd 8" Ext & Serv	Replace pipeline and services	In Design	
Kokila (SJWD/PCWA) 12-Inch Intertie Pipeline	Interconnection with PCWA	In Design	

Project Title	Description	Status	Issues
Mooney Tank Building New Roof	Replace the existing aged roof before failure	In Design	
Canyon Falls Village PRS Replacement	Rehabilitation of an existing Pressure Reducing Station (PRV) located near the intersection of Canyon Falls Drive and Santa Juanita Ave.	In Design (Control Valve pre-purchase is done)	
UGB & LGB Low Flow Pumps and LGB/CP MOV	Installation of two new low flow pumps, one each at the Lower and Upper Granite Bay pump stations	In Design	

Retail CIP - Project Specifics

- None to Report

Current Wholesale Projects

Project Title	Description	Status (% Complete)	Issues
WTP Thickeners Lining	Clean, repair and line the interior walls and floor of the three thickeners to eliminate leakage and protect the concrete and reinforcing from damage	In Design	
FO-40 T-Main Relining	Relining of the existing ±11,000 foot long steel pipeline	In Construction	
Lime System Improvements	Improvements for the WTP's lime system control and feeder system	In Design	
Hinkle Res. Monitoring Level Probes	Installation of level probes into the monitoring wells to provide consistent monitoring data for DSOD reporting	In Construction	SCADA integration remains to be completed

Wholesale CIP - Project Specifics

- None to Report

SAFETY & REGULATORY TRAINING – OCTOBER 2018

Training Course	Staff
Asbestos Awareness Refresher (TS and ACWA/JPIA)	FS & Eng & WTP Maintenance
Forklift Qualification - Part 1	FS & Eng & WTP Maintenance
Office Ergonomics	CS & Finance
Work Place Stress	Field Services
Cal-OSHA Inspection	Field Services

FINANCE/BUDGET

See attached.



San Juan Water District, CA

Wholesale Operating Income Statement

Group Summary

For Fiscal: 2018-2019 Period Ending: 10/31/2018

Account	Original Total Budget	Current Total Budget	MTD Activity	YTD Activity	Budget Remaining
Fund: 010 - WHOLESALE					
Revenue					
41000 - Water Sales	12,666,300.00	12,666,300.00	1,545,805.00	5,917,055.08	6,749,244.92
43000 - Rebate	1,500.00	1,500.00	0.00	235.23	1,264.77
45000 - Other Operating Revenue	0.00	0.00	5,303.96	21,280.53	-21,280.53
49000 - Other Non-Operating Revenue	151,900.00	151,900.00	9,811.94	16,650.17	135,249.83
Revenue Total:	12,819,700.00	12,819,700.00	1,560,920.90	5,955,221.01	6,864,478.99
Expense					
51000 - Salaries and Benefits	3,514,900.00	3,514,900.00	244,990.65	999,672.52	2,515,227.48
52000 - Debt Service Expense	955,000.00	955,000.00	0.00	0.00	955,000.00
53000 - Source of Supply	2,006,800.00	2,006,800.00	392,056.25	917,763.08	1,089,036.92
54000 - Professional Services	887,400.00	887,400.00	13,559.80	139,631.62	747,768.38
55000 - Maintenance	450,900.00	450,900.00	5,027.92	92,267.14	358,632.86
56000 - Utilities	90,500.00	90,500.00	4,582.50	8,449.91	82,050.09
57000 - Materials and Supplies	478,300.00	478,300.00	40,486.23	193,205.53	285,094.47
58000 - Public Outreach	88,500.00	88,500.00	0.00	4,272.25	84,227.75
59000 - Other Operating Expenses	470,300.00	470,300.00	76,851.26	191,571.64	278,728.36
69000 - Other Non-Operating Expenses	2,700.00	2,700.00	1,473.50	1,473.50	1,226.50
69900 - Transfers Out	2,776,900.00	2,776,900.00	0.00	0.00	2,776,900.00
Expense Total:	11,722,200.00	11,722,200.00	779,028.11	2,548,307.19	9,173,892.81
Fund: 010 - WHOLESALE Surplus (Deficit):	1,097,500.00	1,097,500.00	781,892.79	3,406,913.82	-2,309,413.82
Total Surplus (Deficit):	1,097,500.00	1,097,500.00	781,892.79	3,406,913.82	-2,309,413.82

Fund Summary

Fund	Original Total Budget	Current Total Budget	MTD Activity	YTD Activity	Budget Remaining
010 - WHOLESALE	1,097,500.00	1,097,500.00	781,892.79	3,406,913.82	-2,309,413.82
Total Surplus (Deficit):	1,097,500.00	1,097,500.00	781,892.79	3,406,913.82	-2,309,413.82



San Juan Water District, CA

Wholesale Capital Income Statement

Group Summary

For Fiscal: 2018-2019 Period Ending: 10/31/2018

Account	Original Total Budget	Current Total Budget	MTD Activity	YTD Activity	Budget Remaining
Fund: 011 - Wholesale Capital Outlay					
Revenue					
42000 - Taxes & Assessments	1,094,700.00	1,094,700.00	12,300.25	12,300.25	1,082,399.75
44000 - Connection Fees	75,000.00	75,000.00	1,372.00	107,155.00	-32,155.00
44500 - Capital Contributions - Revenue	2,285,400.00	2,285,400.00	10,925.00	21,850.00	2,263,550.00
49000 - Other Non-Operating Revenue	65,000.00	65,000.00	21,732.76	45,204.06	19,795.94
49990 - Transfer In	2,776,900.00	2,776,900.00	0.00	0.00	2,776,900.00
Revenue Total:	6,297,000.00	6,297,000.00	46,330.01	186,509.31	6,110,490.69
Expense					
55000 - Maintenance	3,101,000.00	3,101,000.00	1,580.74	14,683.59	3,086,316.41
61000 - Capital Outlay	1,755,700.00	1,755,700.00	4,825.62	47,698.59	1,708,001.41
Expense Total:	4,856,700.00	4,856,700.00	6,406.36	62,382.18	4,794,317.82
Fund: 011 - Wholesale Capital Outlay Surplus (Deficit):	1,440,300.00	1,440,300.00	39,923.65	124,127.13	1,316,172.87
Total Surplus (Deficit):	1,440,300.00	1,440,300.00	39,923.65	124,127.13	1,316,172.87

Fund Summary

Fund	Original	Current	MTD Activity	YTD Activity	Budget
	Total Budget	Total Budget			Remaining
011 - Wholesale Capital Outlay	1,440,300.00	1,440,300.00	39,923.65	124,127.13	1,316,172.87
Total Surplus (Deficit):	1,440,300.00	1,440,300.00	39,923.65	124,127.13	1,316,172.87



San Juan Water District, CA

Retail Operating Income Statement

Group Summary

For Fiscal: 2018-2019 Period Ending: 10/31/2018

Account	Original Total Budget	Current Total Budget	MTD Activity	YTD Activity	Budget Remaining
Fund: 050 - RETAIL					
Revenue					
41000 - Water Sales	11,479,700.00	11,479,700.00	1,052,767.21	2,217,776.98	9,261,923.02
45000 - Other Operating Revenue	379,600.00	379,600.00	16,160.90	81,466.94	298,133.06
49000 - Other Non-Operating Revenue	116,200.00	116,200.00	25,694.90	48,716.15	67,483.85
Revenue Total:	11,975,500.00	11,975,500.00	1,094,623.01	2,347,960.07	9,627,539.93
Expense					
51000 - Salaries and Benefits	4,720,300.00	4,720,300.00	341,013.50	1,379,879.03	3,340,420.97
52000 - Debt Service Expense	531,000.00	531,000.00	0.00	0.00	531,000.00
53000 - Source of Supply	3,095,300.00	3,095,300.00	501,997.00	1,410,574.37	1,684,725.63
54000 - Professional Services	1,213,400.00	1,213,400.00	20,901.65	142,547.57	1,070,852.43
55000 - Maintenance	345,800.00	345,800.00	10,628.42	80,687.51	265,112.49
56000 - Utilities	246,200.00	246,200.00	0.00	82,554.58	163,645.42
57000 - Materials and Supplies	292,800.00	292,800.00	20,739.06	93,158.17	199,641.83
58000 - Public Outreach	65,000.00	65,000.00	0.00	39,746.79	25,253.21
59000 - Other Operating Expenses	577,600.00	577,600.00	79,992.45	188,287.61	389,312.39
69000 - Other Non-Operating Expenses	2,200.00	2,200.00	1,473.50	1,473.50	726.50
69900 - Transfers Out	275,300.00	275,300.00	0.00	0.00	275,300.00
Expense Total:	11,364,900.00	11,364,900.00	976,745.58	3,418,909.13	7,945,990.87
Fund: 050 - RETAIL Surplus (Deficit):	610,600.00	610,600.00	117,877.43	-1,070,949.06	1,681,549.06
Total Surplus (Deficit):	610,600.00	610,600.00	117,877.43	-1,070,949.06	1,681,549.06

Fund Summary

Fund	Original Total Budget	Current Total Budget	MTD Activity	YTD Activity	Budget Remaining
050 - RETAIL	610,600.00	610,600.00	117,877.43	-1,070,949.06	1,681,549.06
Total Surplus (Deficit):	610,600.00	610,600.00	117,877.43	-1,070,949.06	1,681,549.06



San Juan Water District, CA

Retail Capital Income Statement

Group Summary

For Fiscal: 2018-2019 Period Ending: 10/31/2018

Account	Original Total Budget	Current Total Budget	MTD Activity	YTD Activity	Budget Remaining
Fund: 055 - Retail Capital Outlay					
Revenue					
42000 - Taxes & Assessments	1,094,700.00	1,094,700.00	12,300.25	12,300.25	1,082,399.75
44000 - Connection Fees	100,000.00	100,000.00	0.00	4,173.00	95,827.00
49000 - Other Non-Operating Revenue	65,000.00	65,000.00	14,212.52	28,923.37	36,076.63
49990 - Transfer In	275,300.00	275,300.00	0.00	0.00	275,300.00
Revenue Total:	1,535,000.00	1,535,000.00	26,512.77	45,396.62	1,489,603.38
Expense					
54000 - Professional Services	358,000.00	358,000.00	0.00	0.00	358,000.00
55000 - Maintenance	150,800.00	150,800.00	0.00	103,306.91	47,493.09
61000 - Capital Outlay	5,505,300.00	5,505,300.00	32,362.02	812,125.44	4,693,174.56
Expense Total:	6,014,100.00	6,014,100.00	32,362.02	915,432.35	5,098,667.65
Fund: 055 - Retail Capital Outlay Surplus (Deficit):	-4,479,100.00	-4,479,100.00	-5,849.25	-870,035.73	-3,609,064.27
Total Surplus (Deficit):	-4,479,100.00	-4,479,100.00	-5,849.25	-870,035.73	-3,609,064.27

Fund Summary

Fund	Original Total Budget	Current Total Budget	MTD Activity	YTD Activity	Budget Remaining
055 - Retail Capital Outlay	-4,479,100.00	-4,479,100.00	-5,849.25	-870,035.73	-3,609,064.27
Total Surplus (Deficit):	-4,479,100.00	-4,479,100.00	-5,849.25	-870,035.73	-3,609,064.27

Summary

Project Summary

Project Number	Project Name	Total Revenue	Total Expense	Revenue Over/ (Under) Expenses
121965	Oak Avenue - American River Canyon I	0.00	5,261.50	-5,261.50
171107	FO 40 Transmission Pipeline Re-Lining	0.00	14,683.59	-14,683.59
175105	6690-7767 Douglas Boulevard & Assoc	0.00	586,927.79	-586,927.79
175107	5700-5708 & 5640-5682 Main Avenue	0.00	17,206.88	-17,206.88
175109	9151-9219 Oak Avenue Main Replacer	0.00	17,972.75	-17,972.75
175113	7225-7355 Dambacher Drive	0.00	138,604.44	-138,604.44
175117	Bacon Pressure Zone - Olive Ranch PR:	0.00	6,292.00	-6,292.00
175119	Bacon Pressure Zone - Cavitt Stallman	0.00	5,138.72	-5,138.72
181110	Alum Feed Pumps Replacement	0.00	392.53	-392.53
181130	Hinkle Reservoir Monitoring Wells Lev	0.00	16,826.43	-16,826.43
181150	Madison #2 Mag Meter Replacement	0.00	30,479.63	-30,479.63
185135	Upper & Lower GB Pump Stn Low Flov	0.00	4,861.59	-4,861.59
185140	Canyon Falls Village Pressure Reducing	0.00	3,461.65	-3,461.65
195210	SCADA Radio Replacments North Phas	0.00	1,150.00	-1,150.00
195260	Replace Variable Frequency Drives (3 I	0.00	40,560.41	-40,560.41
Project Totals:		0.00	889,819.91	-889,819.91

Group Summary

Group	Total Revenue	Total Expense	Revenue Over/ (Under) Expenses
CIP - Asset	0.00	875,136.32	-875,136.32
CIP - Expense	0.00	14,683.59	-14,683.59
Group Totals:	0.00	889,819.91	-889,819.91

Type Summary

Type	Total Revenue	Total Expense	Revenue Over/ (Under) Expenses
Engineering	0.00	844,264.16	-844,264.16
Water Treatment Plant	0.00	45,555.75	-45,555.75
Type Totals:	0.00	889,819.91	-889,819.91

GL Account Summary

GL Account Number	GL Account Name	Total Revenue	Total Expense	Revenue Over/ (Under) Expenses
		0.00	11,113.99	11,113.99
011-700-57120	Maintenance - Facility	0.00	14,683.59	14,683.59
011-700-61145	Capital Outlay - WTP & Improv...	0.00	392.53	392.53
011-700-61155	Capital Outlay - Reservoirs & I...	0.00	16,826.43	16,826.43
011-700-61160	Capital Outlay - Equipment and..	0.00	19,365.64	19,365.64
055-20030	Retentions Payable	0.00	15,312.29	15,312.29
055-700-61135	Capital Outlay - Pump Stations...	0.00	48,883.65	48,883.65
055-700-61150	Capital Outlay - Mains/Pipeline...	0.00	762,091.79	762,091.79
055-700-61160	Capital Outlay - Equipment and..	0.00	1,150.00	1,150.00
GL Account Totals:		0.00	889,819.91	889,819.91



San Juan Water District, CA

Balance Sheet

Account Summary

As Of 10/31/2018

Account	010 - WHOLESALE	011 - Wholesale Capital Outlay	050 - RETAIL	055 - Retail Capital Outlay	Total
Asset					
Type: 1000 - Assets					
10010 - Cash and Investments	4,475,997.09	9,893,290.96	1,724,855.37	6,131,476.18	22,225,619.60
10510 - Accounts Receivable	2,603,129.86	251,549.99	310,247.98	0.06	3,164,927.89
11000 - Inventory	0.00	0.00	118,205.17	0.00	118,205.17
12000 - Prepaid Expense	29,920.00	0.00	29,920.00	0.00	59,840.00
14010 - Deferred Outflows	4,779,860.95	0.00	5,666,543.09	0.00	10,446,404.04
17010 - Capital Assets - Work in Progress	119,719.83	0.00	1,200,506.28	0.00	1,320,226.11
17150 - Capital Assets - Land Non-depreciable	98,212.00	0.00	166,272.00	0.00	264,484.00
17160 - Capital Assets - Land Improvements	814,105.59	0.00	83,970.80	0.00	898,076.39
17200 - Capital Assets - Pump Stations & Improvements	7,047,178.00	0.00	5,527,475.04	0.00	12,574,653.04
17300 - Capital Assets - Buildings & Improvements	1,296,460.92	0.00	55,440.68	0.00	1,351,901.60
17350 - Capital Assets - Water Treatment Plant & Imp	35,529,240.97	0.00	16,000.00	0.00	35,545,240.97
17400 - Capital Assets - Mains/Pipelines & Improvements	29,288,015.94	0.00	42,097,313.07	0.00	71,385,329.01
17500 - Capital Assets - Reservoirs & Improvements	2,876,930.81	0.00	2,492,421.90	0.00	5,369,352.71
17700 - Capital Assets - Equipment & Furniture	13,623,189.97	0.00	1,051,807.09	0.00	14,674,997.06
17750 - Capital Assets - Vehicles	316,440.00	0.00	510,886.87	0.00	827,326.87
17800 - Capital Assets - Software	447,653.38	0.00	403,200.40	0.00	850,853.78
17850 - Capital Assets - Intangible	666,196.00	0.00	0.00	0.00	666,196.00
17900 - Less Accumulated Depreciation	-35,623,074.98	0.00	-27,567,347.98	0.00	-63,190,422.96
19015 - 2012 Premiums on Refunding Bonds	-552,686.28	0.00	-300,093.04	0.00	-852,779.32
Total Type 1000 - Assets:	67,836,490.05	10,144,840.95	33,587,624.72	6,131,476.24	117,700,431.96
Total Asset:	67,836,490.05	10,144,840.95	33,587,624.72	6,131,476.24	117,700,431.96
Liability					
Type: 1000 - Assets					
10510 - Accounts Receivable	0.00	0.00	75,315.79	0.00	75,315.79
Total Type 1000 - Assets:	0.00	0.00	75,315.79	0.00	75,315.79
Type: 2000 - Liabilities					
20010 - Accounts Payable	49,400.64	7,852.36	32,478.51	34,811.47	124,542.98
20100 - Retentions Payable	0.00	0.00	0.00	44,774.91	44,774.91
21200 - Salaries & Benefits Payable	30,199.60	0.00	52,050.87	0.00	82,250.47
21250 - Payroll Taxes Payable	0.01	0.00	-0.01	0.00	0.00
21300 - Compensated Absences	313,125.59	0.00	470,930.53	0.00	784,056.12
21500 - Premium on Issuance of Bonds Series 2017	1,382,904.36	0.00	777,883.70	0.00	2,160,788.06
21600 - OPEB Liability	1,868,077.67	0.00	2,435,346.48	0.00	4,303,424.15

Balance Sheet

As Of 10/31/2018

Account	010 - WHOLESALE	011 - Wholesale Capital Outlay	050 - RETAIL	055 - Retail Capital Outlay	Total
21700 - Pension Liability	1,985,100.80	0.00	2,816,714.96	0.00	4,801,815.76
22010 - Deferred Income	0.00	0.00	46,836.22	0.00	46,836.22
22050 - Deferred Inflows	1,448,541.04	0.00	1,934,601.33	0.00	3,383,142.37
23000 - Loans Payable	402,040.54	0.00	223,579.26	0.00	625,619.80
24200 - 2012 Bonds Payable	6,414,133.42	0.00	3,482,693.34	0.00	9,896,826.76
24250 - Bonds Payable 2017 Refunding	16,115,200.00	0.00	9,064,800.00	0.00	25,180,000.00
Total Type 2000 - Liabilities:	30,008,723.67	7,852.36	21,337,915.19	79,586.38	51,434,077.60
Total Liability:	30,008,723.67	7,852.36	21,413,230.98	79,586.38	51,509,393.39
Equity					
Type: 3000 - Equity					
30100 - Investment in Capital Assets	33,105,804.95	0.00	13,014,612.39	0.00	46,120,417.34
30500 - Designated Reserves	1,315,047.61	10,012,861.46	230,730.41	6,921,925.59	18,480,565.07
Total Type 3000 - Equity:	34,420,852.56	10,012,861.46	13,245,342.80	6,921,925.59	64,600,982.41
Total Total Beginning Equity:	34,420,852.56	10,012,861.46	13,245,342.80	6,921,925.59	64,600,982.41
Total Revenue	5,955,221.01	186,509.31	2,347,960.07	45,396.62	8,535,087.01
Total Expense	2,548,307.19	62,382.18	3,418,909.13	915,432.35	6,945,030.85
Revenues Over/Under Expenses	3,406,913.82	124,127.13	-1,070,949.06	-870,035.73	1,590,056.16
Total Equity and Current Surplus (Deficit):	37,827,766.38	10,136,988.59	12,174,393.74	6,051,889.86	66,191,038.57
Total Liabilities, Equity and Current Surplus (Deficit):	67,836,490.05	10,144,840.95	33,587,624.72	6,131,476.24	117,700,431.96



San Juan Water District, CA

Check Report

By Check Number

Date Range: 09/01/2018 - 10/31/2018

Vendor Number	Vendor Name	Payment Date	Payment Type	Discount Amount	Payment Amount	Number
Bank Code: APBNK-APBNK						
03079	Van Dusen, Darren	10/17/2018	Regular	0.00	-60.00	53131
03406	Alpha Analytical Laboratories Inc.	09/04/2018	Regular	0.00	3.00	53165
03370	AT Battery Company Inc.	09/04/2018	Regular	0.00	41.21	53166
01138	AT&T Mobility II LLC	09/04/2018	Regular	0.00	63.24	53167
03594	Borges & Mahoney, Inc.	09/04/2018	Regular	0.00	69.71	53168
01378	Clark Pest Control of Stockton	09/04/2018	Regular	0.00	838.00	53169
02516	Ehnat, Stephen	09/04/2018	Regular	0.00	140.69	53170
01609	Federal Express Corporation	09/04/2018	Regular	0.00	23.10	53171
01068	Glenn C. Walker	09/04/2018	Regular	0.00	1,010.00	53172
01681	Golden State Flow Measurements, Inc.	09/04/2018	Regular	0.00	402.19	53173
03091	Granite Bay Ace Hardware	09/04/2018	Regular	0.00	442.58	53174
01733	Harris Industrial Gases	09/04/2018	Regular	0.00	56.79	53175
03502	Helliker, Paul	09/04/2018	Regular	0.00	12.50	53176
03574	Johnson and Fanger Painting & Decorating	09/04/2018	Regular	0.00	850.00	53177
01959	Les Schwab Tire Centers of California Inc	09/04/2018	Regular	0.00	17.00	53178
02649	MUFG Union Bank, N.A.	09/04/2018	Regular	0.00	450.00	53179
02131	Office Depot, Inc.	09/04/2018	Regular	0.00	1,160.58	53180
02150	Pace Supply Corp	09/04/2018	Regular	0.00	3,352.81	53181
02281	Ray A Morgan Company Inc	09/04/2018	Regular	0.00	61.22	53182
02223	Rexel Inc (Platt - Rancho Cordova)	09/04/2018	Regular	0.00	777.19	53183
02292	Rexel USA, Inc.	09/04/2018	Regular	0.00	1,485.33	53184
02293	RFI Enterprises, Inc	09/04/2018	Regular	0.00	335.00	53185
02328	Rocklin Windustrial Co	09/04/2018	Regular	0.00	460.36	53186
02534	Row, Burnie F	09/04/2018	Regular	0.00	799.20	53187
01687	W. W. Grainger, Inc.	09/04/2018	Regular	0.00	450.63	53188
03663	Westlands Water District	09/04/2018	Regular	0.00	10,000.00	53189
03406	Alpha Analytical Laboratories Inc.	09/10/2018	Regular	0.00	221.00	53191
01073	Amarjeet Singh Garcha	09/10/2018	Regular	0.00	1,500.00	53192
03649	Caggiano General Engineering, Inc.	09/10/2018	Regular	0.00	233,128.21	53193
01378	Clark Pest Control of Stockton	09/10/2018	Regular	0.00	1,825.00	53194
02214	County of Placer Engineering & Surveying	09/10/2018	Regular	0.00	1,270.50	53195
01494	Dewey Services Inc.	09/10/2018	Regular	0.00	85.00	53196
01554	Electrical Equipment Co	09/10/2018	Regular	0.00	1,332.45	53197
01569	Employee Relations, Inc.	09/10/2018	Regular	0.00	125.35	53198
01575	Engineering Supply Company, Inc	09/10/2018	Regular	0.00	1,500.00	53199
03667	Folsom Ready Mix Inc.	09/10/2018	Regular	0.00	1,084.91	53200
03091	Granite Bay Ace Hardware	09/10/2018	Regular	0.00	16.37	53201
01710	Greenback Equipment Rentals, Inc.	09/10/2018	Regular	0.00	152.33	53202
01733	Harris Industrial Gases	09/10/2018	Regular	0.00	1,901.79	53203
01763	Holt of California	09/10/2018	Regular	0.00	1,972.29	53204
01916	Miller, Ken	09/10/2018	Regular	0.00	16.90	53205
02022	Morgan, Daren P.	09/10/2018	Regular	0.00	96.16	53206
02131	Office Depot, Inc.	09/10/2018	Regular	0.00	843.26	53207
02150	Pace Supply Corp	09/10/2018	Regular	0.00	439.19	53208
02328	Rocklin Windustrial Co	09/10/2018	Regular	0.00	226.48	53209
03309	Sorum, Mark	09/10/2018	Regular	0.00	1,500.00	53210
01411	SureWest Telephone	09/10/2018	Regular	0.00	1,616.57	53211
02651	United Parcel Service Inc	09/10/2018	Regular	0.00	200.95	53212
02700	Viking Shred LLC	09/10/2018	Regular	0.00	127.00	53213
01687	W. W. Grainger, Inc.	09/10/2018	Regular	0.00	191.11	53214
02667	US Bank Corporate Payments Sys (CalCard)	09/18/2018	Regular	0.00	20,866.34	53217
	Void	09/18/2018	Regular	0.00	0.00	53218
	Void	09/18/2018	Regular	0.00	0.00	53219
	Void	09/18/2018	Regular	0.00	0.00	53220

Check Report

Date Range: 09/01/2018 - 10/31/2018

Vendor Number	Vendor Name	Payment Date	Payment Type	Discount Amount	Payment Amount	Number
	Void	09/18/2018	Regular	0.00	0.00	53221
	Void	09/18/2018	Regular	0.00	0.00	53222
	Void	09/18/2018	Regular	0.00	0.00	53223
	Void	09/18/2018	Regular	0.00	0.00	53224
	Void	09/18/2018	Regular	0.00	0.00	53225
	Void	09/18/2018	Regular	0.00	0.00	53226
03392	Abercrombie, John B.	09/19/2018	Regular	0.00	1,150.00	53227
03406	Alpha Analytical Laboratories Inc.	09/19/2018	Regular	0.00	293.00	53228
03594	Borges & Mahoney, Inc.	09/19/2018	Regular	0.00	247.09	53229
01288	California Service Tool, Inc.	09/19/2018	Regular	0.00	1,219.70	53230
03673	Carmichael Water District	09/19/2018	Regular	0.00	110,400.00	53231
03673	Carmichael Water District	09/19/2018	Regular	0.00	8,000.00	53232
01368	Citrus Heights Water District	09/19/2018	Regular	0.00	5,500.00	53233
01368	Citrus Heights Water District	09/19/2018	Regular	0.00	230,000.00	53234
01368	Citrus Heights Water District	09/19/2018	Regular	0.00	31,740.00	53235
01372	City of Folsom	09/19/2018	Regular	0.00	32.48	53236
01374	City of Sacramento - Department of Utilities	09/19/2018	Regular	0.00	1,485,000.00	53237
01601	Fair Oaks Water District	09/19/2018	Regular	0.00	4,000.00	53238
01601	Fair Oaks Water District	09/19/2018	Regular	0.00	30,239.25	53239
01601	Fair Oaks Water District	09/19/2018	Regular	0.00	219,125.00	53240
01650	Furniture at Work, Inc	10/19/2018	Regular	0.00	-953.03	53241
01650	Furniture at Work, Inc	09/19/2018	Regular	0.00	953.03	53241
01681	Golden State Flow Measurements, Inc.	09/19/2018	Regular	0.00	1,530.67	53242
01733	Harris Industrial Gases	09/19/2018	Regular	0.00	91.70	53243
01741	HDR Engineering, Inc.	09/19/2018	Regular	0.00	1,579.83	53244
03308	Hope Industrial Systems, Inc	09/19/2018	Regular	0.00	941.37	53245
01483	Hyde Veith, Denise	09/19/2018	Regular	0.00	104.27	53246
02024	MCI WORLDCOM	09/19/2018	Regular	0.00	83.51	53247
02131	Office Depot, Inc.	09/19/2018	Regular	0.00	268.92	53248
02150	Pace Supply Corp	09/19/2018	Regular	0.00	2,467.42	53249
02146	PG&E	09/19/2018	Regular	0.00	2,826.79	53250
	Void	09/19/2018	Regular	0.00	0.00	53251
02146	PG&E	09/19/2018	Regular	0.00	10.00	53252
02283	Recology Auburn Placer	09/19/2018	Regular	0.00	643.47	53253
02223	Rexel Inc (Platt - Rancho Cordova)	09/19/2018	Regular	0.00	194.08	53254
02292	Rexel USA, Inc.	09/19/2018	Regular	0.00	604.25	53255
02328	Rocklin Windustrial Co	09/19/2018	Regular	0.00	24.97	53256
02357	Sacramento Municipal Utility District (SMUD)	09/19/2018	Regular	0.00	25,552.29	53257
02384	Sacramento Suburban Water District	09/19/2018	Regular	0.00	16,500.00	53258
02580	The Eidam Corporation	09/19/2018	Regular	0.00	9,227.64	53259
02651	United Parcel Service Inc	09/19/2018	Regular	0.00	65.72	53260
02690	Verizon Wireless	09/19/2018	Regular	0.00	3,515.47	53261
01687	W. W. Grainger, Inc.	09/19/2018	Regular	0.00	84.62	53262
03406	Alpha Analytical Laboratories Inc.	09/24/2018	Regular	0.00	3,188.00	53263
01026	American River Ace Hardware, Inc.	09/24/2018	Regular	0.00	143.35	53264
03594	Borges & Mahoney, Inc.	09/24/2018	Regular	0.00	2,075.21	53265
01234	Bryce HR Consulting, Inc.	09/24/2018	Regular	0.00	80.00	53266
01378	Clark Pest Control of Stockton	09/24/2018	Regular	0.00	150.00	53267
01554	Electrical Equipment Co	09/24/2018	Regular	0.00	167.51	53268
01634	Folsom Lake Ford, Inc.	09/24/2018	Regular	0.00	100.97	53269
01659	Gary Webb Trucking	09/24/2018	Regular	0.00	315.00	53270
03091	Granite Bay Ace Hardware	09/24/2018	Regular	0.00	166.82	53271
01706	Graymont Western US Inc.	09/24/2018	Regular	0.00	6,371.86	53272
01710	Greenback Equipment Rentals, Inc.	09/24/2018	Regular	0.00	77.31	53273
01733	Harris Industrial Gases	09/24/2018	Regular	0.00	346.58	53274
03574	Johnson and Fanger Painting & Decorating	09/24/2018	Regular	0.00	9,500.00	53275
02022	Morgan, Daren P.	09/24/2018	Regular	0.00	413.75	53276
03672	Nicklas, Stefanie C.	09/24/2018	Regular	0.00	575.00	53277
02131	Office Depot, Inc.	09/24/2018	Regular	0.00	283.68	53278
02150	Pace Supply Corp	09/24/2018	Regular	0.00	159.80	53279
03026	PFM Asset Management	09/24/2018	Regular	0.00	935.02	53280

Check Report

Date Range: 09/01/2018 - 10/31/2018

Vendor Number	Vendor Name	Payment Date	Payment Type	Discount Amount	Payment Amount	Number
02205	Placer County Air Pollution Control District	09/24/2018	Regular	0.00	1,444.04	53281
02210	Placer County Water Agency	09/24/2018	Regular	0.00	34,322.13	53282
02223	Rexel Inc (Platt - Rancho Cordova)	09/24/2018	Regular	0.00	368.14	53283
02292	Rexel USA, Inc.	09/24/2018	Regular	0.00	537.16	53284
02293	RFI Enterprises, Inc	09/24/2018	Regular	0.00	49.86	53285
02302	Riebes Auto Parts, LLC	09/24/2018	Regular	0.00	293.54	53286
02463	The New AnswerNet	09/24/2018	Regular	0.00	300.00	53287
03671	U. S. Saws, Inc.	09/24/2018	Regular	0.00	3,911.99	53288
03284	Vavrinek, Trine, Day & Co, LLP	09/24/2018	Regular	0.00	2,750.00	53289
02766	Youngdahl Consulting Group, Inc.	09/24/2018	Regular	0.00	3,297.00	53290
01112	ACS (US), Inc.	10/01/2018	Regular	0.00	7,357.33	53291
01041	Afman, Todd R	10/01/2018	Regular	0.00	998.33	53292
03406	Alpha Analytical Laboratories Inc.	10/01/2018	Regular	0.00	466.00	53293
01026	American River Ace Hardware, Inc.	10/01/2018	Regular	0.00	174.68	53294
01138	AT&T Mobility II LLC	10/01/2018	Regular	0.00	63.24	53295
01630	FM Graphics, Inc.	10/01/2018	Regular	0.00	665.36	53296
01068	Glenn C. Walker	10/01/2018	Regular	0.00	1,010.40	53297
03091	Granite Bay Ace Hardware	10/01/2018	Regular	0.00	41.46	53298
01741	HDR Engineering, Inc.	10/01/2018	Regular	0.00	3,281.76	53299
01763	Holt of California	10/01/2018	Regular	0.00	823.96	53300
03300	Meyers Fozi, LLP	10/01/2018	Regular	0.00	350.00	53301
02131	Office Depot, Inc.	10/01/2018	Regular	0.00	496.44	53302
02150	Pace Supply Corp	10/01/2018	Regular	0.00	3,535.33	53303
03026	PFM Asset Management	10/01/2018	Regular	0.00	936.30	53304
02223	Rexel Inc (Platt - Rancho Cordova)	10/01/2018	Regular	0.00	2,058.26	53305
02328	Rocklin Windustrial Co	10/01/2018	Regular	0.00	125.30	53306
02629	Trench & Traffic Supply Inc.	10/01/2018	Regular	0.00	11,789.52	53307
02651	United Parcel Service Inc	10/01/2018	Regular	0.00	30.86	53308
01687	W. W. Grainger, Inc.	10/01/2018	Regular	0.00	859.71	53309
03675	Perkins, Gregory	10/03/2018	Regular	0.00	225.00	53310
03337	Simon, Marlene	10/03/2018	Regular	0.00	50.00	53311
03406	Alpha Analytical Laboratories Inc.	10/09/2018	Regular	0.00	423.00	53312
01073	Amarjeet Singh Garcha	10/09/2018	Regular	0.00	8,000.00	53313
01182	Bartkiewicz, Kronick & Shanahan	10/09/2018	Regular	0.00	20,388.70	53314
01372	City of Folsom	10/09/2018	Regular	0.00	31.36	53315
03678	Corothers, Kurtis W	10/09/2018	Regular	0.00	186.46	53316
02616	Darr, Toni	10/09/2018	Regular	0.00	7.84	53317
03548	Digital Deployment, Inc.	10/09/2018	Regular	0.00	400.00	53318
03091	Granite Bay Ace Hardware	10/09/2018	Regular	0.00	44.91	53319
03502	Helliker, Paul	10/09/2018	Regular	0.00	31.25	53320
02131	Office Depot, Inc.	10/09/2018	Regular	0.00	749.33	53321
02150	Pace Supply Corp	10/09/2018	Regular	0.00	5,049.81	53322
02146	PG&E	10/09/2018	Regular	0.00	2,357.06	53323
	Void	10/09/2018	Regular	0.00	0.00	53324
02210	Placer County Water Agency	10/09/2018	Regular	0.00	65,437.50	53325
03532	Quincy Engineering Inc	10/09/2018	Regular	0.00	8,219.75	53326
02281	Ray A Morgan Company Inc	10/09/2018	Regular	0.00	475.33	53327
02283	Recology Auburn Placer	10/09/2018	Regular	0.00	643.47	53328
03309	Sorum, Mark	10/09/2018	Regular	0.00	2,000.00	53329
01411	SureWest Telephone	10/09/2018	Regular	0.00	1,613.17	53330
03644	Tully & Young, Inc.	10/09/2018	Regular	0.00	1,980.00	53331
03284	Vavrinek, Trine, Day & Co, LLP	10/09/2018	Regular	0.00	1,870.00	53332
01687	W. W. Grainger, Inc.	10/09/2018	Regular	0.00	11.16	53333
03445	Zlotnick, Greg	10/09/2018	Regular	0.00	202.26	53334
03406	Alpha Analytical Laboratories Inc.	10/15/2018	Regular	0.00	685.00	53335
01026	American River Ace Hardware, Inc.	10/15/2018	Regular	0.00	76.54	53336
03226	Capitol Sand and Gravel Co.	10/15/2018	Regular	0.00	2,884.93	53337
01494	Dewey Services Inc.	10/15/2018	Regular	0.00	85.00	53338
01554	Electrical Equipment Co	10/15/2018	Regular	0.00	628.54	53339
03091	Granite Bay Ace Hardware	10/15/2018	Regular	0.00	247.30	53340
01706	Graymont Western US Inc.	10/15/2018	Regular	0.00	6,275.06	53341

Check Report

Date Range: 09/01/2018 - 10/31/2018

Vendor Number	Vendor Name	Payment Date	Payment Type	Discount Amount	Payment Amount	Number
01733	Harris Industrial Gases	10/15/2018	Regular	0.00	56.79	53342
03235	HD Supply Construction Supply LTD	10/15/2018	Regular	0.00	273.15	53343
02024	MCI WORLDCOM	10/15/2018	Regular	0.00	122.90	53344
03654	MCM Roofing Company, Inc.	10/15/2018	Regular	0.00	98,141.56	53345
03680	National Endangered Species Act Reform Coalitior	10/15/2018	Regular	0.00	500.00	53346
03026	PFM Asset Management	10/15/2018	Regular	0.00	6,000.00	53347
02146	PG&E	10/15/2018	Regular	0.00	10.00	53348
02293	RFI Enterprises, Inc	10/15/2018	Regular	0.00	846.94	53349
03092	Rich, Dan	10/15/2018	Regular	0.00	6.00	53350
02302	Riebes Auto Parts, LLC	10/15/2018	Regular	0.00	327.50	53351
02328	Rocklin Windustrial Co	10/15/2018	Regular	0.00	140.48	53352
02369	Sacramento County	10/15/2018	Regular	0.00	12.90	53353
02357	Sacramento Municipal Utility District (SMUD)	10/15/2018	Regular	0.00	23,404.24	53354
02580	The Eidam Corporation	10/15/2018	Regular	0.00	8,542.60	53355
03644	Tully & Young, Inc.	10/15/2018	Regular	0.00	440.00	53356
02667	US Bank Corporate Payments Sys (CalCard)	10/15/2018	Regular	0.00	20,944.09	53357
	Void	10/15/2018	Regular	0.00	0.00	53358
	Void	10/15/2018	Regular	0.00	0.00	53359
	Void	10/15/2018	Regular	0.00	0.00	53360
	Void	10/15/2018	Regular	0.00	0.00	53361
	Void	10/15/2018	Regular	0.00	0.00	53362
	Void	10/15/2018	Regular	0.00	0.00	53363
	Void	10/15/2018	Regular	0.00	0.00	53364
	Void	10/15/2018	Regular	0.00	0.00	53365
	Void	10/15/2018	Regular	0.00	0.00	53366
	Void	10/15/2018	Regular	0.00	0.00	53367
02690	Verizon Wireless	10/15/2018	Regular	0.00	1,240.92	53368
01687	W. W. Grainger, Inc.	10/15/2018	Regular	0.00	29.46	53369
03406	Alpha Analytical Laboratories Inc.	10/18/2018	Regular	0.00	3.00	53377
01073	Amarjeet Singh Garcha	10/18/2018	Regular	0.00	300.00	53378
01027	Association of California Water Agencies	10/18/2018	Regular	0.00	21,213.60	53379
01182	Bartkiewicz, Kronick & Shanahan	10/18/2018	Regular	0.00	30,603.61	53380
03649	Caggiano General Engineering, Inc.	10/18/2018	Regular	0.00	229,893.35	53381
01289	California Special Districts Association	10/18/2018	Regular	0.00	7,252.00	53382
03345	Cessna, Chris	10/18/2018	Regular	0.00	177.48	53383
01378	Clark Pest Control of Stockton	10/18/2018	Regular	0.00	150.00	53384
02214	County of Placer Engineering & Surveying	10/18/2018	Regular	0.00	8,470.00	53385
03147	EDGES ELECTRICAL GROUP LLC	10/18/2018	Regular	0.00	536.25	53386
03091	Granite Bay Ace Hardware	10/18/2018	Regular	0.00	33.75	53387
02129	Occu-Med Ltd.	10/18/2018	Regular	0.00	226.50	53388
02131	Office Depot, Inc.	10/18/2018	Regular	0.00	118.28	53389
02150	Pace Supply Corp	10/18/2018	Regular	0.00	72.93	53390
03026	PFM Asset Management	10/18/2018	Regular	0.00	907.49	53391
03150	Professional Id Cards Inc	10/18/2018	Regular	0.00	12.50	53392
02223	Rexel Inc (Platt - Rancho Cordova)	10/18/2018	Regular	0.00	4,392.30	53393
02293	RFI Enterprises, Inc	10/18/2018	Regular	0.00	2,532.64	53394
02302	Riebes Auto Parts, LLC	10/18/2018	Regular	0.00	23.53	53395
02381	Sacramento Metropolitan Air Quality Managemer	10/18/2018	Regular	0.00	5,719.00	53396
02464	Signs in 1 Day, Inc	10/18/2018	Regular	0.00	21.55	53397
02540	Sutter Medical Foundation	10/18/2018	Regular	0.00	393.00	53398
02497	SWC Incorporated	10/18/2018	Regular	0.00	495.00	53399
03353	Teichert Construction	10/18/2018	Regular	0.00	506.60	53400
02463	The New AnswerNet	10/18/2018	Regular	0.00	265.00	53401
02638	Tyler Technologies, Inc.	10/18/2018	Regular	0.00	4,660.00	53402
02651	United Parcel Service Inc	10/18/2018	Regular	0.00	121.04	53403
03079	Van Dusen, Darren	10/18/2018	Regular	0.00	60.00	53404
03673	Carmichael Water District	10/19/2018	Regular	0.00	17,400.00	53406
01368	Citrus Heights Water District	10/19/2018	Regular	0.00	128,036.00	53407
01374	City of Sacramento - Department of Utilities	10/19/2018	Regular	0.00	1,067,400.00	53408
01601	Fair Oaks Water District	10/19/2018	Regular	0.00	143,929.00	53409
01650	Furniture at Work, Inc	10/19/2018	Regular	0.00	953.03	53410

Check Report

Date Range: 09/01/2018 - 10/31/2018

Vendor Number	Vendor Name	Payment Date	Payment Type	Discount Amount	Payment Amount	Number
01138	AT&T Mobility II LLC	10/30/2018	Regular	0.00	63.24	53411
03661	Carpets Plus	10/30/2018	Regular	0.00	881.23	53412
01554	Electrical Equipment Co	10/30/2018	Regular	0.00	10,657.38	53413
01681	Golden State Flow Measurements, Inc.	10/30/2018	Regular	0.00	15,179.03	53414
03383	Inferrera Construction Management Group, Inc.	10/30/2018	Regular	0.00	5,500.00	53415
02223	Rexel Inc (Platt - Rancho Cordova)	10/30/2018	Regular	0.00	1,002.66	53416
02766	Youngdahl Consulting Group, Inc.	10/30/2018	Regular	0.00	1,748.00	53417
03109	Alfa Laval Inc.	09/04/2018	EFT	0.00	86.72	405588
01611	Ferguson Enterprises, Inc	09/04/2018	EFT	0.00	301.53	405589
03237	GM Construction & Developers, Inc	09/04/2018	EFT	0.00	7,791.85	405590
01721	Hach Company	09/04/2018	EFT	0.00	1,415.23	405591
01895	Joseph G Pollard Co, Inc	09/04/2018	EFT	0.00	2,166.98	405592
03628	Lees Automotive Repair Inc.	09/04/2018	EFT	0.00	2,383.52	405593
02027	Mcmaster-Carr Supply Company	09/04/2018	EFT	0.00	286.57	405594
03377	RDO Construction Equipment Co.	09/04/2018	EFT	0.00	1,269.58	405595
02308	River City Staffing, Inc.	09/04/2018	EFT	0.00	909.63	405596
03412	Virtual Graffiti, Inc.	09/04/2018	EFT	0.00	8,218.89	405597
01242	Bureau of Reclamation-MPR	09/10/2018	EFT	0.00	2,660.83	405598
03221	Chemtrade Chemicals Corporation	09/10/2018	EFT	0.00	8,427.61	405599
01521	DataProse, LLC	09/10/2018	EFT	0.00	10,994.25	405600
03097	E.S West Coast, LLC.	09/10/2018	EFT	0.00	3,147.11	405601
01611	Ferguson Enterprises, Inc	09/10/2018	EFT	0.00	657.04	405602
01917	Kennedy/Jenks Consultants, Inc.	09/10/2018	EFT	0.00	4,322.58	405603
03553	Mallory Safety and Supply LLC	09/10/2018	EFT	0.00	473.36	405604
02091	Navajo Pipelines, Inc.	09/10/2018	EFT	0.00	51,871.85	405605
03377	RDO Construction Equipment Co.	09/10/2018	EFT	0.00	54.88	405606
02308	River City Staffing, Inc.	09/10/2018	EFT	0.00	917.20	405607
02162	Tobin, Pamela	09/10/2018	EFT	0.00	38.70	405608
03387	WageWorks, Inc	09/10/2018	EFT	0.00	351.15	405609
03221	Chemtrade Chemicals Corporation	09/19/2018	EFT	0.00	8,329.18	405610
01365	Cisco Air Systems, Inc.	09/19/2018	EFT	0.00	616.01	405611
01486	Department of Energy	09/19/2018	EFT	0.00	7,161.68	405612
03097	E.S West Coast, LLC.	09/19/2018	EFT	0.00	3,376.40	405613
01574	Endress + Huaser, Inc.	09/19/2018	EFT	0.00	842.00	405614
01589	Eurofins Eaton Analytical, Inc	09/19/2018	EFT	0.00	362.00	405615
03237	GM Construction & Developers, Inc	09/19/2018	EFT	0.00	15,926.93	405616
01721	Hach Company	09/19/2018	EFT	0.00	1,194.76	405617
03628	Lees Automotive Repair Inc.	09/19/2018	EFT	0.00	270.99	405618
02027	Mcmaster-Carr Supply Company	09/19/2018	EFT	0.00	1,018.19	405619
02275	Ramos Oil Recyclers, Inc.	09/19/2018	EFT	0.00	147.93	405620
02308	River City Staffing, Inc.	09/19/2018	EFT	0.00	917.20	405621
02504	Starr Consulting	09/19/2018	EFT	0.00	1,595.00	405622
01328	Association of California Water Agencies / Joint P	09/24/2018	EFT	0.00	7,533.43	405623
03221	Chemtrade Chemicals Corporation	09/24/2018	EFT	0.00	8,466.99	405624
01935	Konecranes, Inc	09/24/2018	EFT	0.00	1,175.00	405625
02027	Mcmaster-Carr Supply Company	09/24/2018	EFT	0.00	910.59	405626
01472	Mel Dawson, Inc.	09/24/2018	EFT	0.00	5,752.08	405627
02158	Pacific Storage Company	09/24/2018	EFT	0.00	81.90	405628
03377	RDO Construction Equipment Co.	09/24/2018	EFT	0.00	67.18	405629
02308	River City Staffing, Inc.	09/24/2018	EFT	0.00	550.32	405630
02572	Thatcher Company of California, Inc.	09/24/2018	EFT	0.00	8,452.80	405631
03387	WageWorks, Inc	09/24/2018	EFT	0.00	351.15	405632
03629	Water Systems Optimization Inc.	09/24/2018	EFT	0.00	2,500.00	405633
01330	CDW Government LLC	10/01/2018	EFT	0.00	467.50	405634
01604	Fastenal Company	10/01/2018	EFT	0.00	4,171.83	405635
01611	Ferguson Enterprises, Inc	10/01/2018	EFT	0.00	3,872.38	405636
03628	Lees Automotive Repair Inc.	10/01/2018	EFT	0.00	70.09	405637
02027	Mcmaster-Carr Supply Company	10/01/2018	EFT	0.00	898.36	405638
02308	River City Staffing, Inc.	10/01/2018	EFT	0.00	905.74	405639
02572	Thatcher Company of California, Inc.	10/01/2018	EFT	0.00	4,226.40	405640
01898	Association of California Water Agencies / JPIA	10/09/2018	EFT	0.00	110,740.00	405641

Check Report

Date Range: 09/01/2018 - 10/31/2018

Vendor Number	Vendor Name	Payment Date	Payment Type	Discount Amount	Payment Amount	Number
03221	Chemtrade Chemicals Corporation	10/09/2018	EFT	0.00	8,484.87	405642
01611	Ferguson Enterprises, Inc	10/09/2018	EFT	0.00	163.67	405643
03237	GM Construction & Developers, Inc	10/09/2018	EFT	0.00	20,880.85	405644
03628	Lees Automotive Repair Inc.	10/09/2018	EFT	0.00	2,836.78	405645
02308	River City Staffing, Inc.	10/09/2018	EFT	0.00	1,834.40	405646
03385	S.J. Electro Systems, Inc	10/09/2018	EFT	0.00	3,029.00	405647
02572	Thatcher Company of California, Inc.	10/09/2018	EFT	0.00	4,226.40	405648
03387	WageWorks, Inc	10/09/2018	EFT	0.00	351.15	405649
02710	WageWorks, Inc	10/09/2018	EFT	0.00	86.00	405650
01898	Association of California Water Agencies / JPIA	10/15/2018	EFT	0.00	32,042.42	405651
	Void	10/15/2018	EFT	0.00	0.00	405652
01330	CDW Government LLC	10/15/2018	EFT	0.00	833.04	405653
01365	Cisco Air Systems, Inc.	10/15/2018	EFT	0.00	253.66	405654
01521	DataProse, LLC	10/15/2018	EFT	0.00	7,365.59	405655
01574	Endress + Huaser, Inc.	10/15/2018	EFT	0.00	1,333.16	405656
01611	Ferguson Enterprises, Inc	10/15/2018	EFT	0.00	485.00	405657
03674	Geokon, Inc.	10/15/2018	EFT	0.00	4,543.63	405658
03237	GM Construction & Developers, Inc	10/15/2018	EFT	0.00	6,440.75	405659
03593	Hanneman, Martin W	10/15/2018	EFT	0.00	19.62	405660
03676	Industrial Container Services - CA North, LLC	10/15/2018	EFT	0.00	37.75	405661
01790	Industrial Safety Supply Corp of California	10/15/2018	EFT	0.00	190.45	405662
03628	Lees Automotive Repair Inc.	10/15/2018	EFT	0.00	67.55	405663
02027	Mcmaster-Carr Supply Company	10/15/2018	EFT	0.00	692.80	405664
02394	Safety Center Incorporated	10/15/2018	EFT	0.00	1,400.00	405665
02572	Thatcher Company of California, Inc.	10/15/2018	EFT	0.00	4,226.40	405666
02162	Tobin, Pamela	10/15/2018	EFT	0.00	173.33	405667
01328	Association of California Water Agencies / Joint Pr	10/18/2018	EFT	0.00	7,126.73	405668
	Void	10/18/2018	EFT	0.00	0.00	405669
01234	Bryce HR Consulting, Inc.	10/18/2018	EFT	0.00	80.00	405670
03221	Chemtrade Chemicals Corporation	10/18/2018	EFT	0.00	8,613.73	405671
01486	Department of Energy	10/18/2018	EFT	0.00	8,480.17	405672
03237	GM Construction & Developers, Inc	10/18/2018	EFT	0.00	5,279.48	405673
01790	Industrial Safety Supply Corp of California	10/18/2018	EFT	0.00	724.07	405674
02158	Pacific Storage Company	10/18/2018	EFT	0.00	36.68	405675
02308	River City Staffing, Inc.	10/18/2018	EFT	0.00	1,650.96	405676
02710	WageWorks, Inc	10/18/2018	EFT	0.00	86.00	405677
03387	WageWorks, Inc	10/18/2018	EFT	0.00	351.15	405678
01232	Brower Mechanical, Inc.	10/30/2018	EFT	0.00	745.00	405679
01486	Department of Energy	10/30/2018	EFT	0.00	3,400.73	405680
01574	Endress + Huaser, Inc.	10/30/2018	EFT	0.00	1,364.50	405681
03077	VALIC	09/07/2018	Bank Draft	0.00	4,920.72	0007554890
03077	VALIC	09/21/2018	Bank Draft	0.00	4,912.81	0007567672
03077	VALIC	10/05/2018	Bank Draft	0.00	4,990.58	0007582322
03077	VALIC	10/19/2018	Bank Draft	0.00	5,000.07	0007594137
01641	Sun Life Assurance Company of Canada	09/08/2018	Bank Draft	0.00	9,888.65	100426715
01641	Sun Life Assurance Company of Canada	10/05/2018	Bank Draft	0.00	9,604.04	100426824
03078	CalPERS Health	09/07/2018	Bank Draft	0.00	37,526.57	1001157670
03078	CalPERS Health	09/07/2018	Bank Draft	0.00	39,740.75	1001157670
03078	CalPERS Health	09/07/2018	Bank Draft	0.00	39,740.75	1001157670
03130	CalPERS Retirement	09/07/2018	Bank Draft	0.00	34,037.08	1001158236
01366	Citistreet/CalPERS 457	09/07/2018	Bank Draft	0.00	2,915.52	1001158240
03130	CalPERS Retirement	09/21/2018	Bank Draft	0.00	34,115.12	1001167702
03130	CalPERS Retirement	09/21/2018	Bank Draft	0.00	71.50	1001167702
01366	Citistreet/CalPERS 457	09/21/2018	Bank Draft	0.00	2,931.70	1001167706
03078	CalPERS Health	10/05/2018	Bank Draft	0.00	915.15	1001179446
03078	CalPERS Health	10/05/2018	Bank Draft	0.00	915.15	1001179446
03078	CalPERS Health	10/05/2018	Bank Draft	0.00	38,825.60	1001179446
03078	CalPERS Health	10/05/2018	Bank Draft	0.00	38,825.60	1001179446
03078	CalPERS Health	10/05/2018	Bank Draft	0.00	182.81	1001179446
03078	CalPERS Health	10/05/2018	Bank Draft	0.00	-0.19	1001179446
03078	CalPERS Health	10/05/2018	Bank Draft	0.00	37,256.43	1001179446

Check Report

Date Range: 09/01/2018 - 10/31/2018

Vendor Number	Vendor Name	Payment Date	Payment Type	Discount Amount	Payment Amount	Number
03078	CalPERS Health	10/05/2018	Bank Draft	0.00	87.52	1001179446
03130	CalPERS Retirement	10/05/2018	Bank Draft	0.00	34,140.71	1001179456
01366	Citistreet/CalPERS 457	10/05/2018	Bank Draft	0.00	3,351.16	1001179461
03130	CalPERS Retirement	10/19/2018	Bank Draft	0.00	34,460.47	1001187798
01366	Citistreet/CalPERS 457	10/19/2018	Bank Draft	0.00	2,990.09	1001187807
03080	California State Disbursement Unit	10/04/2018	Bank Draft	0.00	750.92	BWP002T6657
03080	California State Disbursement Unit	10/19/2018	Bank Draft	0.00	750.92	FWVLBZ16660
03080	California State Disbursement Unit	09/06/2018	Bank Draft	0.00	750.92	HREXV4H6657
03080	California State Disbursement Unit	09/21/2018	Bank Draft	0.00	750.92	LXKS7TG6658
03130	CalPERS Retirement	09/07/2018	Bank Draft	0.00	317.77	1001158236 A
03163	Economic Development Department	10/22/2018	Bank Draft	0.00	9,019.21	0-355-048-768
03163	Economic Development Department	09/24/2018	Bank Draft	0.00	342.34	0-845-538-624
03163	Economic Development Department	09/24/2018	Bank Draft	0.00	8,375.22	0-845-538-624
03163	Economic Development Department	10/05/2018	Bank Draft	0.00	8,442.65	0-991-171-904
03163	Economic Development Department	09/07/2018	Bank Draft	0.00	31.39	1-101-510-976
03163	Economic Development Department	09/07/2018	Bank Draft	0.00	8,518.70	2-065-761-600
01039	American Family Life Assurance Company of Colu	09/21/2018	Bank Draft	0.00	567.84	Q3869 09-21-18
01039	American Family Life Assurance Company of Colu	10/30/2018	Bank Draft	0.00	567.84	Q3869 10-30-18
01039	American Family Life Assurance Company of Colu	10/30/2018	Bank Draft	0.00	567.84	Q3869 10-30-18
03164	Internal Revenue Service	09/06/2018	Bank Draft	0.00	500.02	2708649109600
03164	Internal Revenue Service	09/06/2018	Bank Draft	0.00	151.38	2708649109600
03164	Internal Revenue Service	09/07/2018	Bank Draft	0.00	47,539.58	2708650026816
03164	Internal Revenue Service	09/24/2018	Bank Draft	0.00	1,289.21	2708667955128
03164	Internal Revenue Service	09/24/2018	Bank Draft	0.00	45,795.24	2708667955128
03164	Internal Revenue Service	09/24/2018	Bank Draft	0.00	83.84	2708667955128
03164	Internal Revenue Service	10/05/2018	Bank Draft	0.00	46,451.63	2708678440933
03164	Internal Revenue Service	10/22/2018	Bank Draft	0.00	46,588.71	2708695251834
01039	American Family Life Assurance Company of Colu	09/21/2018	Bank Draft	0.00	567.84	Q3869 9-21-201

Bank Code APBNK Summary

Payment Type	Payable Count	Payment Count	Discount	Payment
Regular Checks	343	221	0.00	4,601,375.22
Manual Checks	0	0	0.00	0.00
Voided Checks	0	23	0.00	-1,013.03
Bank Drafts	49	49	0.00	651,068.29
EFT's	161	94	0.00	451,636.54
	553	387	0.00	5,703,067.02

All Bank Codes Check Summary

Payment Type	Payable Count	Payment Count	Discount	Payment
Regular Checks	343	221	0.00	4,601,375.22
Manual Checks	0	0	0.00	0.00
Voided Checks	0	23	0.00	-1,013.03
Bank Drafts	49	49	0.00	651,068.29
EFT's	161	94	0.00	451,636.54
	553	387	0.00	5,703,067.02

Fund Summary

Fund	Name	Period	Amount
999	INTERCOMPANY	9/2018	3,074,811.90
999	INTERCOMPANY	10/2018	2,628,255.12
			5,703,067.02



San Juan Water District, CA

Vendor History Report

By Vendor Name

Posting Date Range 07/01/2018 - 10/31/2018

Payment Date Range -

Payable Number	Description	Post Date	1099	Payment Number	Payment Date	Amount	Shipping	Tax	Discount	Net	Payment
Item Description	Units	Price	Amount	Account Number	Account Name	Dist Amount					
Vendor Set: 01 - Vendor Set 01											
01916 - Miller, Ken											
Exp Reimb 08-2018	Exp Reimb 08-2018-Mileage PCWA 2x2 Meet 8/31/2018			53205	9/10/2018	16.90	0.00	0.00	0.00	16.90	16.90
Exp Reimb 08-2018-Mileage	0.00	0.00	16.90	010-010-52110	Training - Meetings, Education & Trai	15.21					
				050-010-52110	Training - Meetings, Education & Trai	1.69					
03092 - Rich, Dan											
Exp Reimb 09-2018	Mileage Reimb-EE BBQ		9/30/2018	53350	10/15/2018	6.00	0.00	0.00	0.00	6.00	6.00
Mileage Reimb-EE BBQ	0.00	0.00	6.00	010-010-52110	Training - Meetings, Education & Trai	3.00					
				050-010-52110	Training - Meetings, Education & Trai	3.00					
02162 - Tobin, Pamela											
Exp Reimb 07-2018	Mileage Exp Reimb-Variou Meetings& ACW/7/30/2018			405547	8/7/2018	105.75	0.00	0.00	0.00	105.75	105.75
Mileage Exp Reimb-Vario	0.00	0.00	105.75	010-010-52110	Training - Meetings, Education & Trai	52.88					
				050-010-52110	Training - Meetings, Education & Trai	52.87					
Exp Reimb 08-2018	Mileage Expense Reimbursement-Variou Me8/31/2018			405608	9/10/2018	38.70	0.00	0.00	0.00	38.70	38.70
Mileage Expense Reimbu	0.00	0.00	38.70	010-010-52110	Training - Meetings, Education & Trai	19.35					
				050-010-52110	Training - Meetings, Education & Trai	19.35					
Exp Reimb 09-2018	Mileage & Exp Reimb-Variou Meetings		9/30/2018	405667	10/15/2018	173.33	0.00	0.00	0.00	173.33	173.33
Mileage & Exp Reimb-Var	0.00	0.00	173.33	010-010-52110	Training - Meetings, Education & Trai	86.66					
				050-010-52110	Training - Meetings, Education & Trai	86.67					
Vendors: (3) Total 01 - Vendor Set 01:						340.68	0.00	0.00	0.00	340.68	340.68
Vendors: (3) Report Total:						340.68	0.00	0.00	0.00	340.68	340.68



Payroll Set: 01-San Juan Water District

<u>Employee Number</u>	<u>Employee Name</u>	<u>Pay Code</u>	<u># of Payments</u>	<u>Units</u>	<u>Pay Amount</u>
0690	Costa, Ted	Reg - Regular Hours	4	11.00	1,375.00
			0690 - Costa Total:	11.00	1,375.00
1028	Hanneman, Martin	Reg - Regular Hours	4	16.00	2,000.00
			1028 - Hanneman Total:	16.00	2,000.00
0670	Miller, Ken	Reg - Regular Hours	4	11.00	1,375.00
			0670 - Miller Total:	11.00	1,375.00
1003	Rich, Daniel	Reg - Regular Hours	4	10.00	1,250.00
			1003 - Rich Total:	10.00	1,250.00
0650	Tobin, Pamela	Reg - Regular Hours	4	25.00	3,125.00
			0650 - Tobin Total:	25.00	3,125.00
			Report Total:	73.00	9,125.00



Payroll Set: 01-San Juan Water District

<u>Account</u>	<u>Account Description</u>	<u>Units</u>	<u>Pay Amount</u>
010-010-58110	Director - Stipend	36.50	4,562.50
	010 - WHOLESALE Total:	36.50	4,562.50
050-010-58110	Director - Stipend	36.50	4,562.50
	050 - RETAIL Total:	36.50	4,562.50
	Report Total:	73.00	9,125.00



Pay Code Report

Pay Code Summary

7/1/2018 - 10/31/2018

Payroll Set: 01-San Juan Water District

<u>Pay Code</u>	<u>Description</u>	<u># of Payments</u>	<u>Units</u>	<u>Pay Amount</u>
Reg	Regular Hours	20	73.00	9,125.00
		Report Total:	73.00	9,125.00

2018/19 Actual Deliveries and Revenue - By Wholesale Customer Agency

July - October 2018								
	Budgeted Deliveries	Budgeted Revenue	Actual Deliveries	Actual Revenue	Delivery Variance		Revenue Variance	
San Juan Retail	6,260.81	\$ 1,165,823	6,082.08	\$ 1,151,321	(178.73)	-2.9%	\$ (14,502)	-1.2%
Citrus Heights Water District	5,232.43	\$ 1,113,261	4,123.79	\$ 1,023,306	(1,108.64)	-21.2%	\$ (89,955)	-8.1%
Fair Oaks Water District	3,795.62	\$ 803,761	2,765.57	\$ 720,182	(1,030.05)	-27.1%	\$ (83,578)	-10.4%
Orange Vale Water Co.	1,979.24	\$ 384,882	2,024.49	\$ 388,554	45.25	2.3%	\$ 3,672	1.0%
City of Folsom	569.74	\$ 111,246	552.26	\$ 109,828	(17.48)	-3.1%	\$ (1,418)	-1.3%
Granite Bay Golf Course	193.09	\$ 8,347	172.00	\$ 7,436	(21.09)	-10.9%	\$ (912)	-10.9%
Sac Suburban Water District	6,850.00	\$ 1,208,957	6,821.52	\$ 1,203,930	(28.48)	-0.4%	\$ (5,026)	-0.4%
Water Transfer	3,840.00	\$ 1,536,000	3,050.02	\$ 1,220,008	(789.98)	-20.6%	\$ (315,992)	-20.6%
TOTAL	28,720.92	\$ 6,332,276	25,591.73	\$ 5,824,564	(3,129.19)	-10.9%	\$ (507,712)	-8.0%

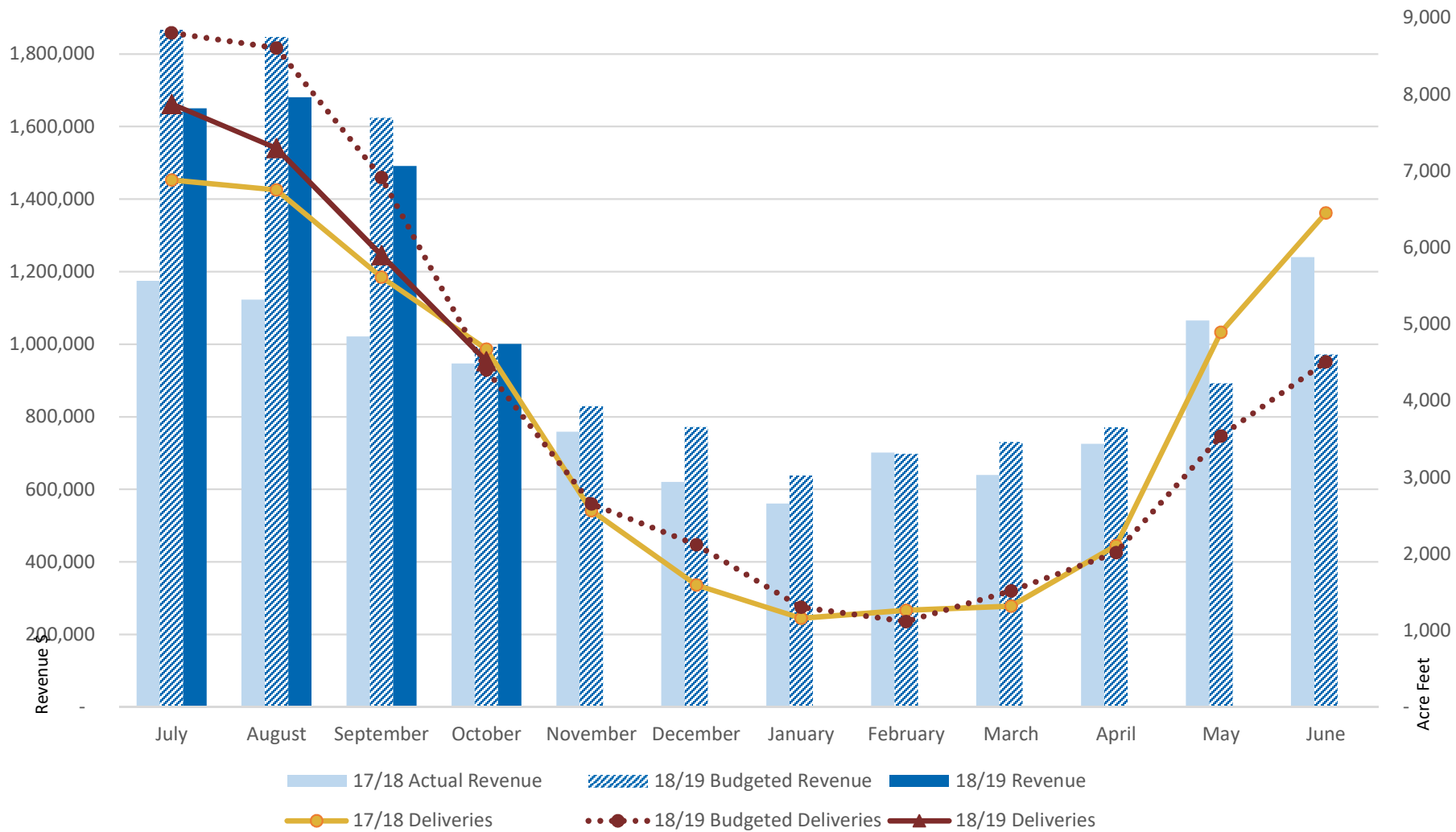
Budgeted Deliveries	28,720.92
Actual Deliveries	25,591.73
Difference	<u>(3,129.19)</u>
	-11%

Budgeted Water Sale Revenue	\$6,332,276
Actual Water Sale Revenue	\$5,824,564
Difference	<u>\$ (507,712)</u>
	-8.0%

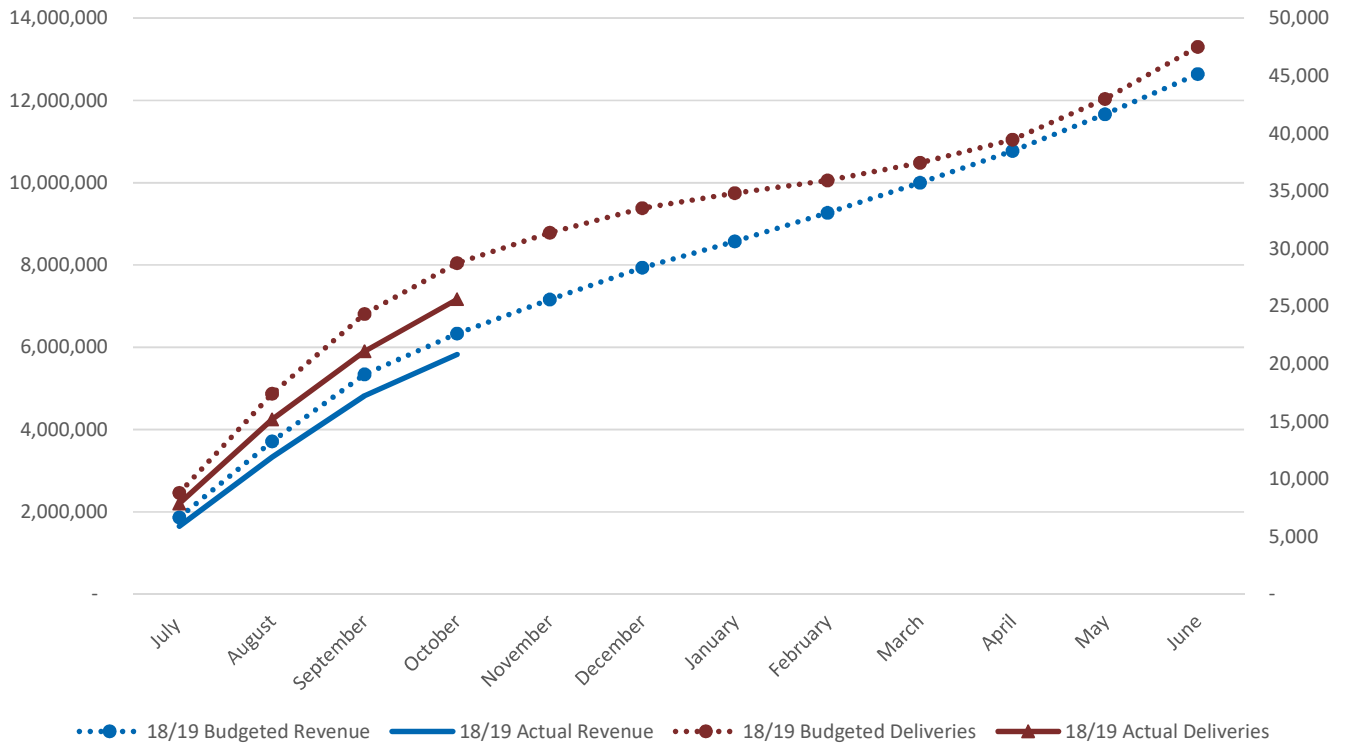
Conclusion:

Water deliveries for the month of October were higher than budgeted. This improved the negative variance in deliveries from -13% to -11% and revenues from -9.7% to -8%. Due to issues with wells, both Citrus Heights and Fair Oaks were unable to pump the expected amount of groundwater in July, resulting in less surface water being transferred. This was NOT offset by a larger than anticipated sale of surface water. Water deliveries to the Retail Service Area, Orange Vale, City of Folsom and SSWD tracked fairly close to the budget.

Comparison of Fiscal Year 2017/2018 Actual to 2018/2019 Projections of Deliveries and Revenue



Cumulative Water Deliveries and Revenues FY 2017-18



**Personnel Committee Meeting
San Juan Water District
November 1, 2018
4:00 p.m.**

Committee Members: Marty Hanneman, Chair
Ted Costa, Director

District Staff: Paul Helliker, General Manager
Tony Barela, Operations Manager
Teri Grant, Board Secretary/Administrative Assistant

Topics: Incentive Award Program (W & R)
Other Personnel Matters (W & R)
Public Comment (W & R)

1. Incentive Award Program (W & R)

Mr. Helliker requested that \$30,000 be allocated in the budget for incentive awards to provide awards in the current fiscal year to employees whose actions have generated a significant increase in revenues or a significant decrease in costs for the District. He explained that there would be a minimum and maximum award and that the District does have the funding available from the savings that was generated from the employee actions.

Mr. Helliker informed the committee that the management team reviewed the actions taken by the District's employees, and has identified a number of actions that have achieved the objectives. The committee discussed the request and recommend that the employees are informed that their supervisor made the recommendation.

The Personnel Committee recommends to approve funding of the 2018 Incentive Award Program at a level not to exceed \$30,000.

2. Other Personnel Matters

Mr. Helliker informed the committee that the process for his evaluation starts in the next couple of months so he contacted Kim Silvers of Silvers HR. She is available to work with the Board to facilitate the evaluation.

Director Costa commented that Sacramento Suburban Water District conducted a salary survey and he would like the District to obtain a copy of it. Mr. Barela mentioned that he will be receiving a copy of the survey via email from SSWD in the near future. Mr. Helliker informed the committee that the District is due to conduct a salary survey in the spring. Director Costa would like to see a breakdown of the number of employees who are under the classic PERS versus PEPRA.

3. Public Comment

There were no public comments

The meeting was adjourned at 4:11 p.m.