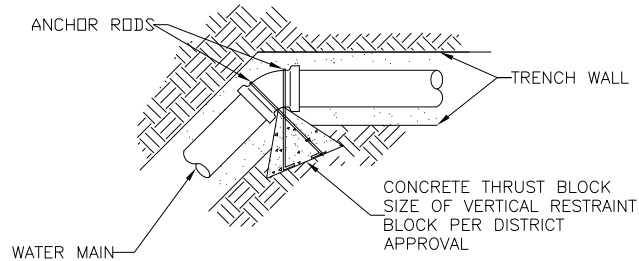


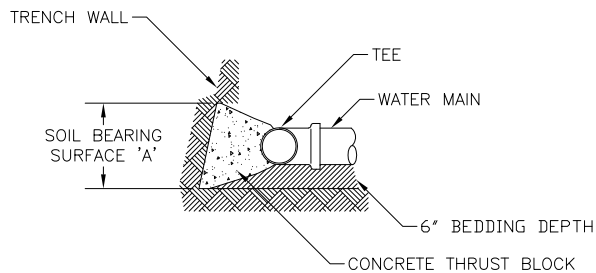
**CROSS
PLAN VIEW**



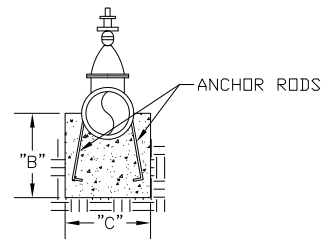
**VERTICAL BEND
ELEVATION VIEW**

NOTES:

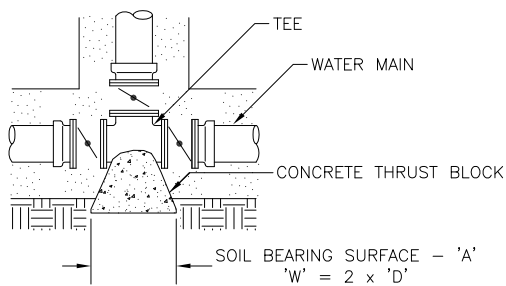
1. CONCRETE: 5 SACK P.C.C. PER CUBIC YARD WITH 4" MAX SLUMP.
2. CONCRETE TO BE PLACED AGAINST UNDISTURBED SOIL.
3. CONCRETE SHALL NOT BE PLACED ON OR AROUND BELLS OR BOLTS.
4. 'D' DIMENSION INDICATES DEPTH OF CONCRETE.
5. 'W' DIMENSION INDICATES WIDTH OF CONCRETE. $W = 2 \times 'D'$
6. SEE SHEET 12 FOR BEARING AREA REQUIRED 'A'.
7. ANCHOR RODS SHALL BE 1/2" (13MM) MIN. TIGHTLY WRAPPED AROUND PIPE OR FITTING. COAT EXPOSED ROD WITH BITUMASTIC COATING AFTER CONC. HAS SET.



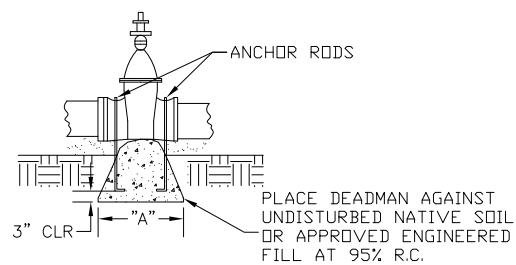
**TEE
ELEVATION VIEW**



**VALVE DEADMAN (ANCHOR)
SECTION VIEW**



**TEE
PLAN VIEW**



**VALVE DEADMAN (ANCHOR)
ELEVATION VIEW**

VALVE ANCHOR (DEADMAN) DIMENSIONS (IN)		
VALVE SIZE	DIMENSION	
	"A"	"B"
6" OR LESS	12	12
8	13	14
10	14	16
12	14	18

DIMENSION "C" SHALL BE TRENCH WIDTH PLUS 2x PIPE DIA.

NO	DATE	REVISIONS	APP	BY



THRUST BLOCKS INSTALLATION

SAN JUAN WATER DISTRICT

APPROVED _____		
SCALE: NTS	PRINT DATE: 04/17/07	DETAIL NO: SHT 13 OF 27