

**SAN JUAN WATER DISTRICT
BOARD MEETING AGENDA
9935 Auburn Folsom Road
Granite Bay, CA 95746**

**March 22, 2023
6:00 p.m.**

This Board meeting will be conducted both in-person at the District's Boardroom at the address above, and via videoconference. The District recommends that members of the public participate in Board meetings via videoconference per the instructions below. Persons who do plan to attend the meeting in person are urged to contact the Board Secretary prior to the meeting. The contact information for the Board Secretary is:

**Teri Grant
(916) 791-6905
tgrant@sjwd.org**

To attend via videoconference, please use the following link:

Please join the meeting from your computer, tablet or smartphone.

<https://meet.goto.com/245724141>

You can also dial in using your phone.

United States: [+1 \(872\) 240-3212](tel:+18722403212)

Access Code: 245-724-141

Please mute your line.

Whether attending via videoconference or in person, the public is invited to listen, observe, and provide comments during the meeting. The Board President will call for public comment on each agenda item at the appropriate time.

*****Important Notice: For any meetings that include a closed session, the videoconference will be terminated when the Board adjourns into closed session. Members of the public who would like to receive the report out from closed session and time of adjournment from closed session into open session and adjournment of the meeting should provide a valid email address to the District's Board Secretary, Teri Grant, at: tgrant@sjwd.org, before or during the meeting. No other business will be conducted after the Board adjourns from closed session into open session. Promptly after the meeting, the Secretary will email the written report to all persons timely requesting this information.**

The Board may take action on any item on the agenda, including items listed on the agenda as information items. The Board may add an item to the agenda (1) upon a determination by at least three Board members that an emergency situation exists, or (2) upon a determination by at least four Board members (or by three Board members if there are only three Board members present) that the need to take action became apparent after the agenda was posted.

The public may address the Board concerning an agenda item either before or during the Board's consideration of that agenda item. Public comment on items within the jurisdiction of the Board is welcome, subject to reasonable time limitations for each speaker. Upon request, agenda items may be moved up to accommodate those in attendance wishing to address that item. Please inform the General Manager if you have such a request to expedite an agenda item.

Documents and materials that are related to an open session agenda item that are provided to the District Board less than 72 hours prior to a regular meeting will be made available for public inspection and copying at the District office during normal District business hours.

If you are an individual with a disability and need assistance or accommodation to participate in this Board meeting, please call Teri Grant, Board Secretary, at 916-791-0115, or email Ms. Grant at tgrant@sjwd.org.

Please silence cell phones and refrain from side conversations during the meeting.

I. ROLL CALL

II. PUBLIC FORUM AND COMMENTS

This is the opportunity for members of the public to comment on any item(s) that do not appear on the agenda. During the Public Forum, the Board may ask District staff for clarification, refer the matter to District staff or ask District staff to report back at a future meeting. The Board will not take action on any matter raised during the Public Forum, unless the Board first makes the determination to add the matter to the agenda.

III. CONSENT CALENDAR

All items under the Consent Calendar are considered to be routine and will be approved by one motion. There will be no separate discussion of these items unless a member of the Board, Audience, or Staff request a specific item removed after the motion to approve the Consent Calendar.

1. Minutes of the Board of Directors Meeting, February 22, 2023 (W & R)

Recommendation: Approve draft minutes

IV. OLD BUSINESS

1. Conjunctive Use and Groundwater Banking Activities Update (W & R)

Discussion

2. 2023 Hydrology and Operations Update (W & R)

Discussion

3. Mid-Year Budget Review (W & R)

Discussion

V. NEW BUSINESS

1. Wholesale Master Plan Update (W)

Discussion

2. ACWA JPIA Executive Committee Concurring Nomination (W & R)

Action: Consider a motion to adopt Resolution 23-04 concurring in nominating Oliver Smith to the Executive Committee of the Association of California Water Agencies Joint Powers Insurance Authority

Action: Consider a motion to adopt Resolution 23-05 concurring in nominating David Wheaton to the Executive Committee of the Association of California Water Agencies Joint Powers Insurance Authority

3. ACWA 2023 Elections (W & R)

Action: Consider a motion to designate one voting representative for the ACWA 2023 Election of Board President and Vice President and for the Region Board Election

4. Amendment to the 2023/2024 Water Transfer Agreement Between San Juan Water District and Sacramento Suburban Water District (SSWD) and Authorization for the General Manager to enter into transfer agreements with SSWD for up to 6,000 AF/year (W)

Action: Consider a motion to (1) Approve proposed amendment to the 2023/2024 Water Transfer Agreement Between San Juan Water District and Sacramento Suburban Water District (SSWD) to Provide Surface Water Supplies to Enhance Groundwater Stabilization; (2) Authorize the General Manager to enter into water transfer agreements with SSWD for up to 6,000 AF/year when specified criteria are satisfied.

5. Legislation (W & R)
Action: **Discussion of various bills**
6. Potential Rebate to Retail Customer Accounts (R)
Discussion
7. ACWA Vice President Resolution of Support - Cathy Green (W & R)
Action: **Consider a motion to adopt Resolution 23-06 to Support of Cathy Green as a Candidate for the Office of ACWA President**

VI. INFORMATION ITEMS

1. General Manager's Report
 - 1.1 General Manager's Monthly Report (W & R)
Staff Report on District Operations
 - 1.2 Miscellaneous District Issues and Correspondence
2. Director of Finance's Report
 - 2.1 Miscellaneous District Issues and Correspondence
3. Director of Operations' Report
 - 3.1 Miscellaneous District Issues and Correspondence
4. Director of Engineering Services' Report
 - 4.1 Hinkle Reservoir Replacement Project Update (W)
 - 4.2 Miscellaneous District Issues and Correspondence
5. Legal Counsel's Report
 - 5.1 Legal Matters

VII. DIRECTORS' REPORTS

1. Sacramento Groundwater Authority (SGA) – T. Costa
2. Regional Water Authority (RWA) – D. Rich
3. Association of California Water Agencies (ACWA)
 - 3.1 ACWA – P. Tobin
 - 3.2 Joint Powers Insurance Authority (JPIA) – P. Tobin
 - 3.3 Energy Committee – T. Costa
4. Central Valley Project (CVP) Water Association – T. Costa
5. Other Reports, Correspondence, Comments, Ideas and Suggestions

VIII. COMMITTEE MEETINGS

1. Engineering Committee – March 13, 2023
<https://www.sjwd.org/2023-03-14-committees-meeting-finance>
2. Finance Committee – March 14, 2023
<https://www.sjwd.org/2023-03-13-committees-meeting-engineering>

IX. UPCOMING EVENTS

1. 2023 ACWA Legislative Symposium
March 23, 2023
Sacramento

2. 2023 ACWA Spring Conference
May 9-11, 2023
Monterey, CA

President Rich to call for Closed Session

X. CLOSED SESSION

1. PUBLIC EMPLOYEE PERFORMANCE EVALUATION
Pursuant to Government Code § 54957
Title: General Manager
2. CONFERENCE WITH LABOR NEGOTIATORS
Pursuant to Government Code § 54957.6
Agency designated representatives: Dan Rich and Manuel Zamorano
Employee group: Unrepresented employee (General Manager)

XI. OPEN SESSION

1. Report from Closed Session

XII. ADJOURN

UPCOMING MEETING DATES

April 26, 2023

May 24, 2023

I declare under penalty of perjury that the foregoing agenda for the March 22, 2023, regular meeting of the Board of Directors of San Juan Water District was posted by March 17, 2023, on the outdoor bulletin boards at the District Office Building, 9935 Auburn Folsom Road, Granite Bay, California, and was freely accessible to the public. The agenda and the board packet was also posted on the District's website at sjwd.org.

Teri Grant, Board Secretary

SAN JUAN WATER DISTRICT

Board of Director's Board Meeting Minutes
February 22, 2023 – 6:00 p.m.

BOARD OF DIRECTORS

Dan Rich	President (absent)
Manuel Zamorano	Vice President
Ted Costa	Director
Ken Miller	Director
Pam Tobin	Director

SAN JUAN WATER DISTRICT MANAGEMENT AND STAFF

Paul Helliker	General Manager
Donna Silva	Director of Finance
Tony Barela	Director of Operations
Andrew Pierson	Director of Engineering
Devon Barrett	Customer Service Manager
Adam Larsen	Field Services Manager
Greg Zlotnick	Water Resources Manager
Teri Grant	Board Secretary/Administrative Assistant
Ryan Jones	General Counsel

OTHER ATTENDEES

Attendee

AGENDA ITEMS

- I. Roll Call**
- II. Public Forum and Comments**
- III. Consent Calendar**
- IV. Old Business**
- V. New Business**
- VI. Information Items**
- VII. Directors' Reports**
- VIII. Committee Meetings**
- IX. Upcoming Events**
- X. Adjourn**

Vice President Zamorano called the meeting to order at 6:00 p.m.

I. ROLL CALL

The Board Secretary took a roll call of the Board. The following directors were present: Ted Costa, Ken Miller and Manuel Zamorano. President Rich was absent. Director Pam Tobin arrived after the vote on Agenda Item III.

II. PUBLIC FORUM

There were no public comments.

III. CONSENT CALENDAR

All items under the consent calendar are considered to be routine and are approved by one motion. There will be no separate discussion of these items unless a member of the Board, audience, or staff request a specific item removed after the motion to approve the Consent Calendar.

1. **Minutes of the Board of Directors Meeting, January 25, 2023 (W & R)**
Recommendation: Approve draft minutes
2. **Treasurer's Report – Quarter Ending December 31, 2022 (W & R)**
Recommendation: Receive and file
3. **Finance Committee Meeting Dates (W & R)**
Recommendation: Revise Finance Committee Charter
4. **Placer Retirement Residence Development Project Pipeline Easement Grant to SJWD (R)**
Recommendation: Adopt Resolution 23-01 accepting a dedicated easement for a new pipeline installation to supply the Placer Retirement Residence development project, and authorize staff to accept and process the documents from the property owner

Vice President Zamorano moved to approve the Consent Calendar. Director Costa seconded the motion and it carried with 3 Ayes and 2 Absent (Rich and Tobin).

IV. OLD BUSINESS

1. **Eureka Road Pipeline Replacement Project – Installment Sale Agreement (R)**
Ms. Silva provided the Board with a written staff report which will be attached to the meeting minutes. She explained that the installment agreement for the Eureka Road Pipeline Replacement Project is for a term of 30 years at 1.1% for a maximum amount of \$3,995,000. In addition, the agreement requires the establishment of a Restricted Reserve Fund in the amount of one year of debt service payments.

Vice President Zamorano moved to approve Resolution 23-02 authorizing the District to Execute an Installment Sale Agreement with the California State Water Resources Control Board to provide funding for the Eureka Road Pipeline Replacement Project. Director Costa seconded the motion and it carried with 4 Ayes and 1 Absent (Rich).
2. **FY 2022-23 Operations Plan Report Card (W & R)**
GM Helliker reviewed the 2nd quarter progress on the FY 2022-23 Operations Plan Report Card. He reviewed a few items that have been delayed.
3. **2023 Hydrology and Operations Update (W & R)**
GM Helliker reviewed data on Folsom Reservoir, which included the current storage level at 110% of historical average, data on releases, temperature and precipitation

outlooks, storage levels and projections, and current reservoir conditions across the state.

GM Helliker reported that precipitation levels are still above normal and the snow levels are at 186% of the April 1st average for the American River watershed (Central). He reviewed the forecast for total run-off and the incoming atmospheric rivers. He reviewed the Drought Monitor Main Map and the Drought Monitor Better Maps and informed the Board that he has been advocating for the media to use the latter since it is a better indicator of the actual drought situation related to urban water supplies.

GM Helliker reviewed the Folsom Reservoir Flood Control Curve chart and anticipates Folsom Reservoir filling over the next few months. He reviewed the water temperature at the dam. In addition, he informed the Board that the CVP water allocation was released today and indicated that the settlement contractors who received 18% last year are expected to receive 100% this year. San Juan's allocation is 75% of historic use (which is 0).

4. Conjunctive Use and Groundwater Banking Activities Update (W & R)

GM Helliker informed the Board that Citrus Heights Water District (CHWD) indicates that they are unable to meet regarding conjunctive use and groundwater banking for a few months. Director Costa informed the Board that Fair Oaks Water District (FOWD) is drafting a response to Director Miller's October, 2022 letter and it should be received in the next couple of days, and that FOWD appointed two directors to meet with two SJWD directors to discuss this topic. GM Helliker informed the Board that President Rich appointed Director Costa and himself to represent the District on the FOWD 2x2 committee. In addition, GM Helliker will provide the Board with the options document that is being discussed with SSWD and Orangevale.

In response to Director Miller's comment, GM Helliker informed the Board that there are other options available to the District for groundwater banking and the District is not limited to partnering with FOWD or CHWD only. Director Miller urged the committee to recommend a sunset date for FOWD and CHWD to decide if they would like to pursue a partnership regarding this topic. In addition, the Board discussed the District constructing its own groundwater well and GM Helliker commented that since the District is not in the business of operating and maintaining wells, it might be best if a partnership with an agency that does operate wells were established.

V. NEW BUSINESS

1. ACWA JPIA Executive Committee Nomination (W & R)

Director Tobin informed the Board that there are four seats open for election on the ACWA JPIA Executive Committee, and she would like to be nominated.

Director Miller moved to adopt Resolution 23-03 nominating Pam Tobin to the Executive Committee of the Association of California Water Agencies Joint Powers Insurance Authority. Director Costa seconded the motion and it carried with 4 Ayes and 1 Absent (Rich).

2. Legislation (W & R)

GM Helliker requested that the Board delay any action on Initiative 21-0042A1 until a future meeting. He informed the Board that SB 366 is the bill that the Solve the Water Crisis group is working on; however, he asked that a position on this bill be delayed as well, since the bill as introduced is only a spot bill. Director Tobin stated that ACWA is also working on these items and she suggested that the Board wait to take a position. Vice President Zamorano agreed that the Board should wait to take a position, especially since SB 366 is a spot bill.

Director Miller moved to adopt an oppose position on Initiative 21-0042A1. Director Tobin seconded the motion. The vote began with a No vote from Director Costa and an Aye vote from Director Miller; however, Director Tobin questioned the motion, then with clarification from Legal Counsel Jones, Director Miller withdrew his motion and Director Tobin withdrew her second to the motion.

Vice President Zamorano asked under New Business to make a motion for a one-time rebate of \$5 for residential customers - the \$5 rebate is to be deducted from a designated monthly bill - refer this motion to the Finance Committee and back to the Board for consideration. In response to Director Miller, Vice President Zamorano explained that since the Board is willing to give COLAs of 5-6% totaling \$70-80,000 in perpetuity then a small rebate to residential customers is a way to show respect to the customers and that the Board is looking out for their best interest.

VI. INFORMATION ITEMS

1. GENERAL MANAGER’S REPORT

1.1 General Manager’s Monthly Report (W & R)

GM Helliker provided the Board with a written report for January which will be attached to the meeting minutes.

1.2 Miscellaneous District Issues and Correspondence

GM Helliker reported that the Water Forum is developing its budget for next fiscal year starting in July which includes two elements – the Habitat Management and the Water Forum Successor Effort. He explained that, for the last three years, the group has been working on updating the Water Forum agreement, which terminates in 2030. The Water Forum staff is estimating that it will take until 2026 to finalize the agreement at a cost of approximately \$1.5 million. In addition, the County of Sacramento wants to reduce their commitment, which is about half of the amount that is charged to the whole region. The Water Forum participants are discussing the budget and looking for areas to reduce costs and expect to have this resolved by July.

2. DIRECTOR OF FINANCE’S REPORT

2.1 Miscellaneous District Issues and Correspondence

No report.

3. DIRECTOR OF OPERATIONS' REPORT

- 3.1 Miscellaneous District Issues and Correspondence**
No report.

4. DIRECTOR OF ENGINEERING SERVICES' REPORT

- 4.1 Hinkle Reservoir Replacement Project Update (W)**
Mr. Pierson provided an update on the progress of the Hinkle Reservoir Replacement Project.
- 4.2 Miscellaneous District Issues and Correspondence**
Mr. Pierson informed the Board that work on the Eureka Road Pipeline Replacement Project started last week.

5. LEGAL COUNSEL'S REPORT

- 5.1 Legal Matters**
No report.

VII. DIRECTORS' REPORTS

- 1. SACRAMENTO GROUNDWATER AUTHORITY (SGA)**
Director Costa reported that SGA met February 9th.

- 2. REGIONAL WATER AUTHORITY (RWA)**
No report.

3. ASSOCIATION OF CALIFORNIA WATER AGENCIES (ACWA)

- 3.1 ACWA - Pam Tobin**
Director Tobin reviewed her written report that was included in the Board packet.
- 3.2 Joint Powers Insurance Authority (JPIA) - Pam Tobin**
Director Tobin reviewed her written report that was included in the Board packet.
- 3.3 Energy Committee - Ted Costa**
No report.

- 4. CVP WATER USERS ASSOCIATION**
No report.

- 5. OTHER REPORTS, CORRESPONDENCE, COMMENTS, IDEAS AND SUGGESTIONS**
There were no other matters discussed.

VIII. COMMITTEE MEETINGS

1. Finance Committee – February 21, 2023

Director Costa informed the Board that the Finance Committee will start meeting the Tuesday the week prior to the Board meeting so that the meeting minutes can be included in the Board packet. The committee meeting minutes will be attached to the original board minutes.

IX. UPCOMING EVENTS

1. ACWA DC2023 Conference

February 28 – March 1, 2023
Washington, DC

2. 2023 ACWA Legislative Symposium

March 23, 2023
Sacramento

3. 2023 ACWA Spring Conference

May 9-11, 2023
Monterey, CA

X. ADJOURN

The meeting was adjourned at 7:22 p.m.

DAN RICH, President
Board of Directors
San Juan Water District

ATTEST: _____
TERI GRANT, Board Secretary

The meeting minute attachments are located under Meeting Minutes – *Draft* on the webpage.

STAFF REPORT

To: Board of Directors
From: Paul Helliker, General Manager
Date: March 22, 2023
Subject: Groundwater Partnership Between SSWD and SJWD

RECOMMENDED ACTION

Information Only. This item was also discussed by the Engineering Committee on March 13, 2023.

BACKGROUND

Sacramento Suburban Water District (SSWD) and San Juan Water District (SJWD) conduct a variety of business activities together, including those focused on ensuring reliable water supplies under various hydrologic conditions. SSWD and SJWD jointly operate the Cooperative Transmission Pipeline (CTP), which provides the capability of delivering surface water from Folsom Reservoir to SJWD's wholesale service area and to SSWD's service area, and they jointly operate the Antelope Pump Station, which can deliver groundwater from the SSWD service area into SJWD's wholesale area. The two agencies are now exploring additional partnerships to increase their ability to conjunctively use surface and groundwater supplies, thereby increasing water supply reliability and their joint ability to transfer water supplies to other parties, to meet various needs.

SSWD and SJWD have collaborated for decades to manage their surface and groundwater supplies, to benefit their customers and to improve conditions in the Sacramento Groundwater Authority (SGA) region of the North American Subbasin. SSWD has been purchasing surface water supplies from the Placer County Water Agency (PCWA) in certain normal or wet years, which SJWD treats and wheels to SSWD, pursuant to a longstanding agreement. PCWA supplies are not available in drier years, so for the past four years, SSWD has purchased surface water supplies from SJWD, via transfers of SJWD's water right water. This new collaboration has allowed SSWD to continue to increase its store of banked groundwater supplies, which can also benefit SJWD by those supplies serving as supplemental source of water via the Antelope Pump Station, when surface water supplies are limited.

Perhaps more importantly, this collaboration has established the foundation for a partnership between SSWD and SJWD to conduct groundwater substitution transfers, both at market rates, and as part of the regional Voluntary Agreement (VA) proposal. The VA is designed to provide better environmental results and far better water supply security than would the unimpaired flows proposal that has been developed by staff at the State Water Resources Control Board, for the purpose of updating the Bay-Delta Water Quality Control Plan. As of the last update of the exchangeable water balance of SGA's water accounting framework (which tallied supplies through 2020), SSWD had

banked more than 285,000 acre-feet of groundwater supplies within its service area. This banked water has provided and can continue to provide water supplies for use by SSWD customers under normal conditions, as well as for their use and for delivery to SJWD during drought emergencies. The banked water can also provide the resources for groundwater substitution transfers.

When the SJWD Board of Directors adopted its latest retail financial plan in June of 2022, \$5 million was included in the plan, to fund groundwater partnerships. Since that time, SSWD and SJWD managers have been meeting to define the details of a potential partnership. As described in the attached document, three alternatives are being evaluated, ranging from joint ownership of groundwater facilities to an arrangement under which SJWD pays for supplies produced by SSWD.

The purpose of this item for Board discussion is to provide a status report, and to share the alternatives document, for the Board's review and input.

Attachment

Collaboration Scenarios: Conjunctive Use and Groundwater Banking

Collaboration Scenarios
Conjunctive Use and Groundwater Banking
Sacramento Suburban Water District and San Juan Water District
11-22-2022 Draft

1.0 Summary

Sacramento Suburban Water District (SSWD) and San Juan Water District (SJWD) conduct a variety of business activities together, including those focused on ensuring reliable water supplies under various hydrologic conditions. SSWD and SJWD jointly operate the Cooperative Transmission Pipeline (CTP), which provides the capability of delivering surface water from Folsom Reservoir to SJWD's wholesale service area and to SSWD's service area, and they jointly operate the Antelope Pump Station, which can deliver groundwater from the SSWD service area into SJWD's wholesale area. The two agencies are now exploring additional partnerships to increase their ability to conjunctively use surface and groundwater supplies, thereby increasing water supply reliability and their joint ability to transfer water supplies to other parties, to meet various needs.

2.0 Partnership Opportunities

Currently, SJWD has adequate surface water diversion, treatment and transmission capacity to meet projected surface water supply needs for its Wholesale Customer Agencies, including its own retail service area. SJWD's 120 MGD (150 maximum MGD) surface water treatment plant, its 62 MG Hinkle Reservoir for treated water storage, and the various transmission pipelines (CTP – 72", Fair Oaks – 40" and Citrus Heights – 42") have reliably delivered more than 73,000 acre-feet of treated surface water from Folsom Reservoir to both its wholesale service area and to SSWD and California American Water Company (Cal-Am), at rates of up to 139 MGD. SJWD has various water rights and entitlements totaling up to 82,200 AF/yr when hydrology permits, of which 58,000 AF/yr is available as a relatively firm supply.

When SJWD's wholesale demands do not require the use of all of its available supplies, it can transfer unused water to SSWD for its use in lieu of groundwater, resulting in the banking of water in the aquifer underlying SSWD's service area, pursuant to the banking protocol defined by the Sacramento Groundwater Authority. SJWD's agreements to transfer water right water to SSWD since 2019 have contributed to the more than 285,000 AF of groundwater that SSWD has banked in the North American subbasin aquifer.

In the future, SJWD's water right water could also be banked by SSWD via direct injection, if and when SSWD installs aquifer storage and recovery technology. Also, once the Bureau of Reclamation acknowledges that the North American subbasin aquifer is a groundwater bank, SJWD will be authorized to bank SJWD's CVP water and the water of other CVP contractors in SSWD's service area,, either via in-lieu use or direct injection.

While SJWD has never failed to have adequate surface water supplies to meet wholesale customer demands, its ability to receive deliveries from Folsom Reservoir could be reduced, should reservoir levels fall below 110,000 AF. Below that level, SJWD and the City of Roseville would be forced to rely on, and share, the maximum 60 cubic feet per second (cfs) capacity of an emergency pump operated by the Bureau of Reclamation. SJWD's water rights allow for diversion of up to 75 cfs during the peak summer months, and its diversions of supplies from the Placer County Water Agency and its CVP water add to this total amount, thus indicating the inadequacies of 60 cfs of shared capacity.

The threat of this reduced pumping capacity under low reservoir conditions - which almost occurred in 2015 – led SJWD and SSWD to build the Antelope Pump Station to be able to provide backup groundwater supplies to SJWD and its wholesale customer agencies if necessary. To ensure reliability and adequate production capacity for the Antelope Pump Station to deliver groundwater to SJWD, SJWD and SSWD are evaluating the alternatives described below.

These alternatives would also provide benefits to SSWD by increasing groundwater production capacity generally and for conducting groundwater substitution transfers, either as part of a market rate transfer, or for the purpose of contributing to flow augmentations pursuant to the Voluntary Agreement process. As noted above, once the Sacramento Regional Groundwater Bank receives federal acknowledgement from the Bureau of Reclamation, SJWD's CVP water that is subsequently banked in collaboration with SSWD can be delivered later from SSWD's wells to recipients downstream, either via substitution transfers or via direct delivery to the American River.

2.1 SSWD Wells and Facilities – Partial Ownership by SJWD

In this scenario, SSWD and SJWD would jointly own the groundwater wells and associated facilities. Operational responsibilities would need to be defined, but given SSWD's expertise in owning and operating groundwater facilities, their taking on that responsibility for the jointly-owned wells would likely be the optimal approach. SJWD would contribute to the operational costs, as well as to the repair and replacement costs. Allocation of the proportional share of the pumping capacity of the well(s) to each agency would also need to be defined.

2.1.1 Issues to Address via Agreements between SSWD and SJWD

Analysis and Design of Facilities

Capital Cost, Financing and Financial Participation

Operations Responsibilities and Cost Sharing

Quantities of Produced Groundwater Available to Each Party and Timing of Deliveries

2.2 SSWD Wells and Facilities – SJWD Pays for Production Capacity

In this scenario, SSWD would own and operate the groundwater wells and associated facilities, and SJWD would purchase production capacity in those facilities by contributing funds toward installation or rehabilitation, etc. SJWD would also contribute to the operational costs, as well as to the repair and replacement costs. As part of the financial and operational agreements between SSWD and SJWD, SJWD would be provided a guaranteed quantity of water produced and transmitted into the CTP, for use by SJWD and its Wholesale Customer Agencies under defined conditions.

2.2.1 Issues to Address via Agreements between SSWD and SJWD

Analysis and Design of Facilities

Capital Cost, Financing and Financial Participation

Operations Responsibilities and Cost Sharing

Quantities of Produced Groundwater Available to Each Party and Timing of Deliveries

2.3 SSWD Wells and Facilities – SJWD Pays for Groundwater Produced

In this scenario, SSWD would own and operate the groundwater wells and associated facilities, and SJWD would purchase water supplies from those facilities. SJWD would be provided a guaranteed quantity of water produced and transmitted into the CTP, for use by SJWD and its Wholesale Customer Agencies. Under this option, would pay solely for the water produced, with no upfront financial contribution to SSWD for the cost of facilities or capacity in them.

2.3.1 Issues to Address via Agreements between SSWD and SJWD

Analysis and Design of Facilities

Capital Cost, Financing and Financial Participation

Operations Responsibilities and Cost Sharing

Quantities of Produced Groundwater Available to Each Party and Timing of Deliveries

STAFF REPORT

To: Board of Directors
 From: Donna Silva, Director of Finance
 Date: March 22, 2023
 Subject: Mid-Year Financial Report – Fiscal Year 2022-23

RECOMMENDED ACTION

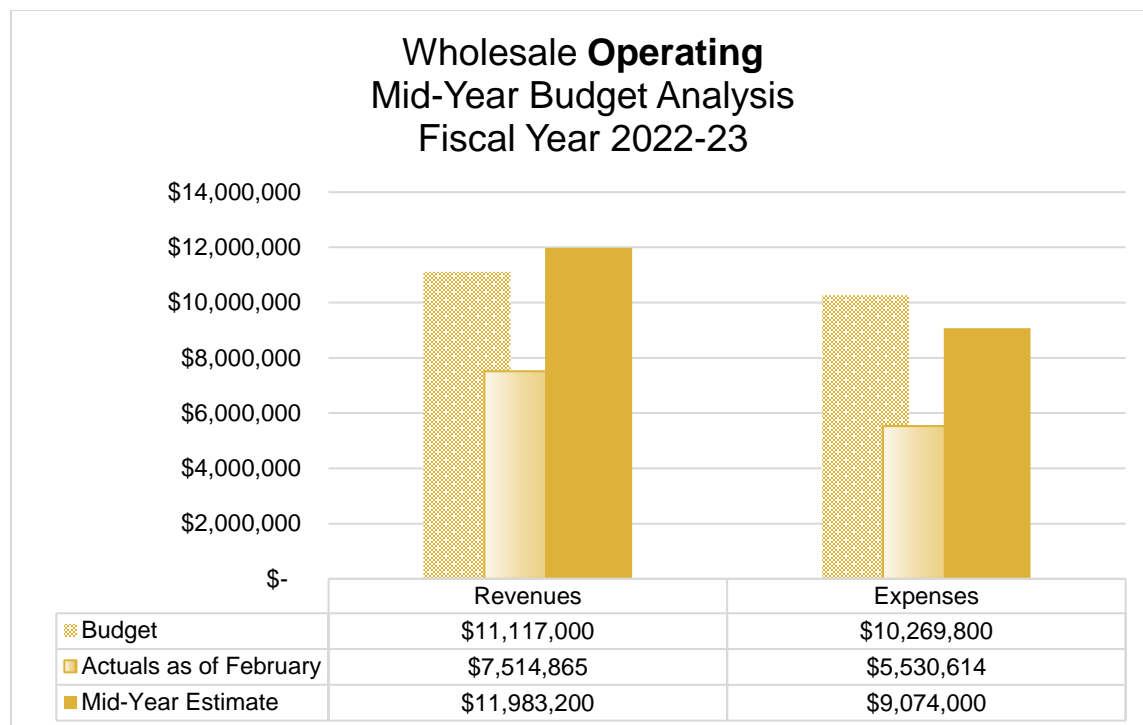
Receive report.

BACKGROUND

The Board of Directors adopted the Fiscal Year 2022-23 Operating and Capital Budget on August 3, 2022. The Board of Directors receives monthly budget to actual reports at each Board Meeting. Approximately halfway through a fiscal year, staff performs a deep analysis of the year to date revenues and expenses and projects the annual results, and compares those projections to the adopted budget. A mid-year analysis of this nature affords the District the opportunity to correct course, if necessary, and/or to be assured that the financial activities and position of the District are on course with the approved budget.

The purpose of this report is to summarize that analysis for the Board of Directors.

Wholesale Operations:



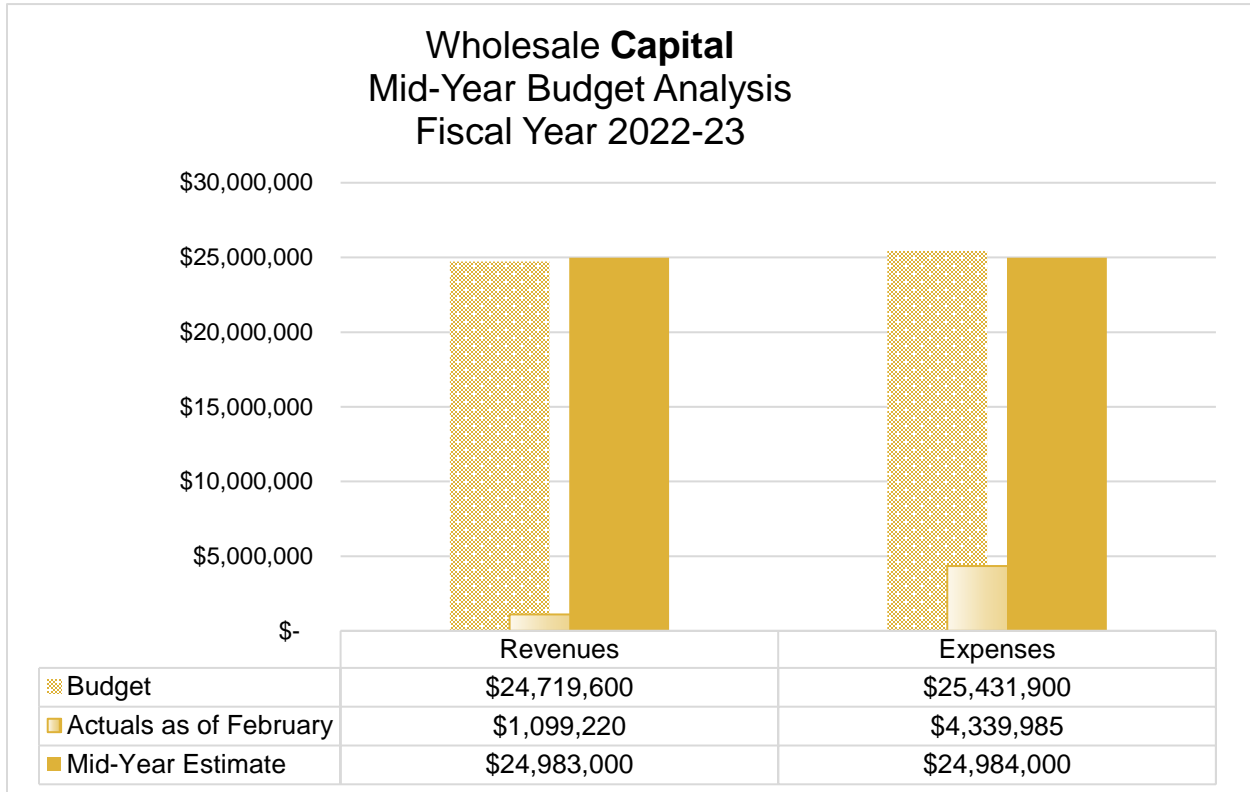
As illustrated in the graph above, both wholesale revenues and expenses are tracking favorably with the budget. Estimated revenues are 7.8% greater than budgeted and expenses are estimated to be 11.6% less than budgeted. Water sales to the regular wholesale customer agencies are lower than was anticipated in the budget, by \$433,600 or 4.5%. Fair Oaks Water District is now estimated to be 32% less than they had projected during budget preparation and deliveries to Citrus Heights Water District are looking to come in 7% less than anticipated. However, the difference is more than made up by sales outside of the wholesale service area. The budget anticipated revenues of \$572,400 from Sacramento Suburban Water District (SSWD) and \$729,300 from the water transfer. Actual sales to SSWD are now estimated to be \$1,675,300 as they will be taking their PCWA water this year and revenues from the water transfer are expected to be \$899,000 due to more water being transferred than assumed in the original budget.

Wholesale operating expenses are projected to come in almost \$1.2 million less than budgeted. While savings against the budget are seen across the board, the significant difference comes from Source of Supply expenses where the District had budgeted almost \$1.1 million for the environmental review necessary for the Warren Act contract renewal. Staff estimates that selection of a consultant for this work will occur in April, so most of the expenses will be incurred next year.

The budget anticipated a transfer to capital reserves of \$573,200. Based on the mid-year budget analysis, the transfer is now expected to be around \$3.1 million.

Wholesale Capital:

The original budget for Wholesale Capital revenue was \$24,983,000, including \$23,120,600 in loan proceeds for the Hinkle Reservoir Project. Staff is pleased to report that revenues appear on track with the budget, with a 1.1% positive variance due to slightly higher investment income and property tax revenues.

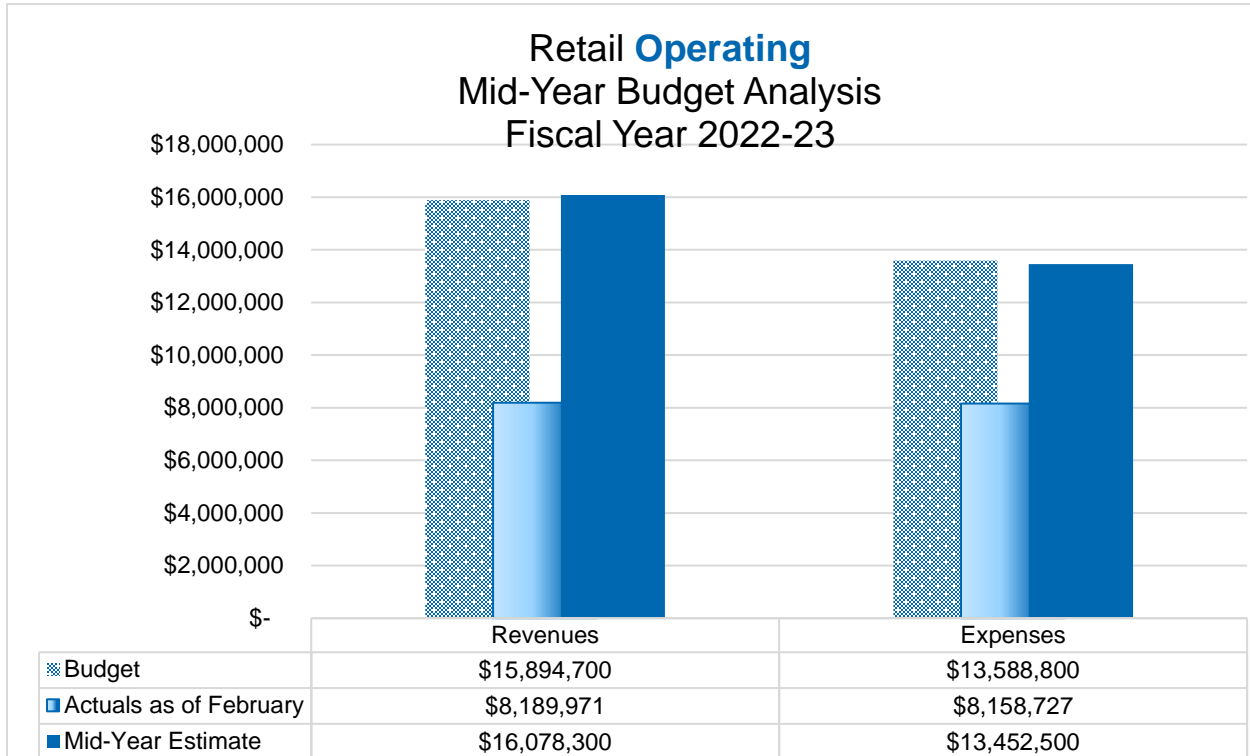


The wholesale capital expenditure budget funded 18 projects/equipment purchases totaling \$25,431,900. Staff estimates that all but 6 will be completed by the end of year. As a result, wholesale capital expenditures are expected to be within 2% of the budget.

The budget anticipated wholesale capital reserves of \$17.71 million. Due to revenues being slightly more than anticipated and expenses being slightly less than anticipated, staff is expecting to end the year with \$21.9 million in wholesale capital reserves. This level of reserves is well in excess of what was anticipated in the last financial plan. The next wholesale financial plan is underway and will be offering a recommendation on how to best utilize these reserves.

Retail Operations:

Retail operations are on track with the budget, with a small positive variance. Revenues were budgeted at \$15,894,700. The mid-year estimate for revenues is \$16,078,300, an overall increase of 1.2% mostly due to increased water sales. Retail water sales for the first part of the year exceeded expectations. We are holding our estimate constant for February – April while the Hinkle Reservoir Project is underway, but are increasing the estimated water use for May and June given the termination of drought messaging. This results in the mid-year estimate for water sales being 1.1 % greater than projected in the budget.

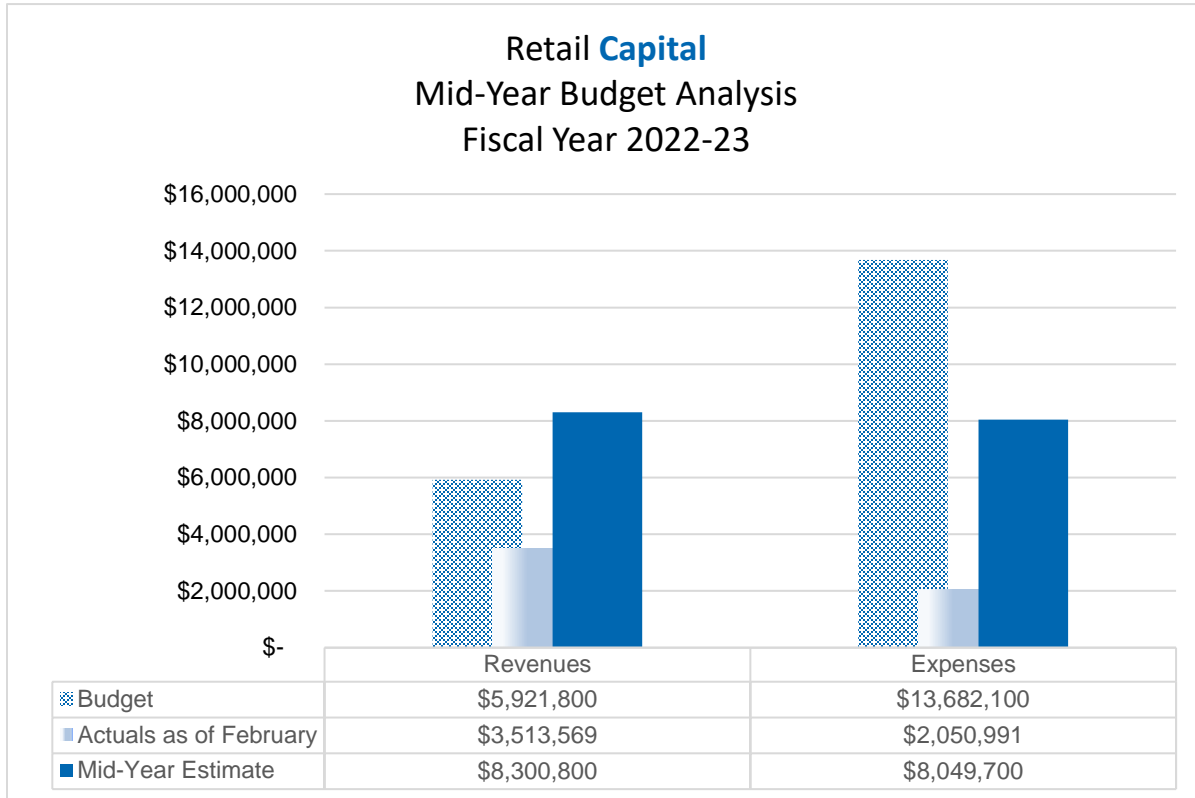


Operating Expenses were budgeted for \$13,588,800 and are now projected to be about \$13,452,500, which is \$136,300, or 1%, less than the budget. Lower than budgeted salaries and benefits, professional services and maintenance costs are mostly offset with higher than anticipated source of supply increases, due to increased water demand and higher power costs, which staff is currently investigating.

The budget anticipated a transfer out to capital reserves of \$2,111,800. Given the favorable results from the prior year and the projected results of the mid-year analysis, the transfer out to capital could be as high as \$2.6 million.

Retail Capital:

The Retail Capital Fund has budgeted revenues of \$5,921,800. Staff’s mid-year analysis estimates actual revenues will be at least 40% greater than budgeted, generating extra revenues of over \$2.3 million. This increase is due to the receipt of \$2.6 million in capital facility fees. This is the third year of extraordinary development activity in the District. The category is extremely difficult to predict and budget as it is solely dependent upon developers and the progress of their projects, which then drive the payment stream of these fees. The majority of these revenues are held in reserve, to be spent on specific projects that have an expansionary component, and thus were part of the basis for the establishment of the fee.



The retail capital expenditure budget anticipated expenses of \$13.7 million to fund 37 projects: 6 are already complete, 17 more are expected to be completed by the end of the year, 6 have either already started, or are expected to start, but not finish by years' end, and 8 will be pushed to next fiscal year. Based on this, staff estimates expenses will be \$8,049,700.

The Retail Capital Fund started fiscal year 2021-22 with greater reserves than anticipated, due to projects being delayed from the prior year. That, combined with a higher than anticipated transfer of funds from the operating budget, higher than anticipated capital revenues, and the need to push some projects into next year, will result in an increase in the expected ending reserves from \$9,169,197 to \$18,792,435. These additional reserves will pay for projects that have been delayed and will assist in providing funding for future capital needs recently identified in the Retail Master Plan. A portion of the capital facility fees received will need to be reserved to pay for the projects that support the fee.

Year to date income statements by fund can be found in the General Manager's Monthly Report included in this meeting's agenda packet.

Wholesale Master Plan

Summary



Master Plan Objectives

Evaluate
Supply and
Demand
Capacity

Assess Supply
Reliability
Alternatives

Additional Storage

Groundwater Supply
Wells

Evaluate WTP

Assess
Infrastructure

Prepare
20-Year CIP

Supply



Multiple Water Rights:

- *Pre-1914 American River*
- *USBR*
- *CVP*
- *PCWA*



Water Rights Capacity Exceeds Demands



Single Source of Supply – Folsom Lake



Limited Supply Redundancy



Wholesale System Demands *(Tully and Young)*

SERVICE AREA	DEMAND AFY					
	CURRENT	2025	2030	2035	2040	2045
SJWD RETAIL AREA						
Existing ⁽¹⁾	11,300	11,300	11,300	11,000	11,000	11,000
Future ⁽²⁾	---	31	131	254	386	522
Subtotal	11,300	11,331	11,431	11,254	11,386	11,522
CHWD						
Existing ⁽¹⁾	11,700	11,700	11,700	11,500	11,500	11,500
Future ⁽²⁾	---	186	466	843	1,228	1,589
Subtotal	11,700	11,886	12,166	12,343	12,728	13,089
FOLSOM						
Existing ⁽¹⁾	1,100	1,100	1,100	1,100	1,100	1,100
Future ⁽²⁾	---	5	9	13	17	21
Subtotal	1,100	1,105	1,109	1,113	1,117	1,121
FOWD						
Existing ⁽¹⁾	9,600	9,600	9,600	9,400	9,400	9,400
Future ⁽²⁾	---	33	67	126	211	211
Subtotal	9,600	9,633	9,667	9,526	9,611	9,611
OVWC						
Existing ⁽¹⁾	3,700	3,700	3,700	3,600	3,600	3,600
Future ⁽²⁾	---	35	91	167	248	327
Subtotal	3,700	3,735	3,791	3,767	3,848	3,927
Total Existing	37,400	37,400	37,400	36,500	36,500	36,500
Total Future	0	290	764	1,403	2,090	2,670
GRAND TOTAL	37,400	37,700	38,200	37,900	38,600	39,200

Supply Reliability Options

Additional Storage



Used County GIS data to identify vacant parcels large enough for new storage reservoir



Minimum storage volume 10 MG

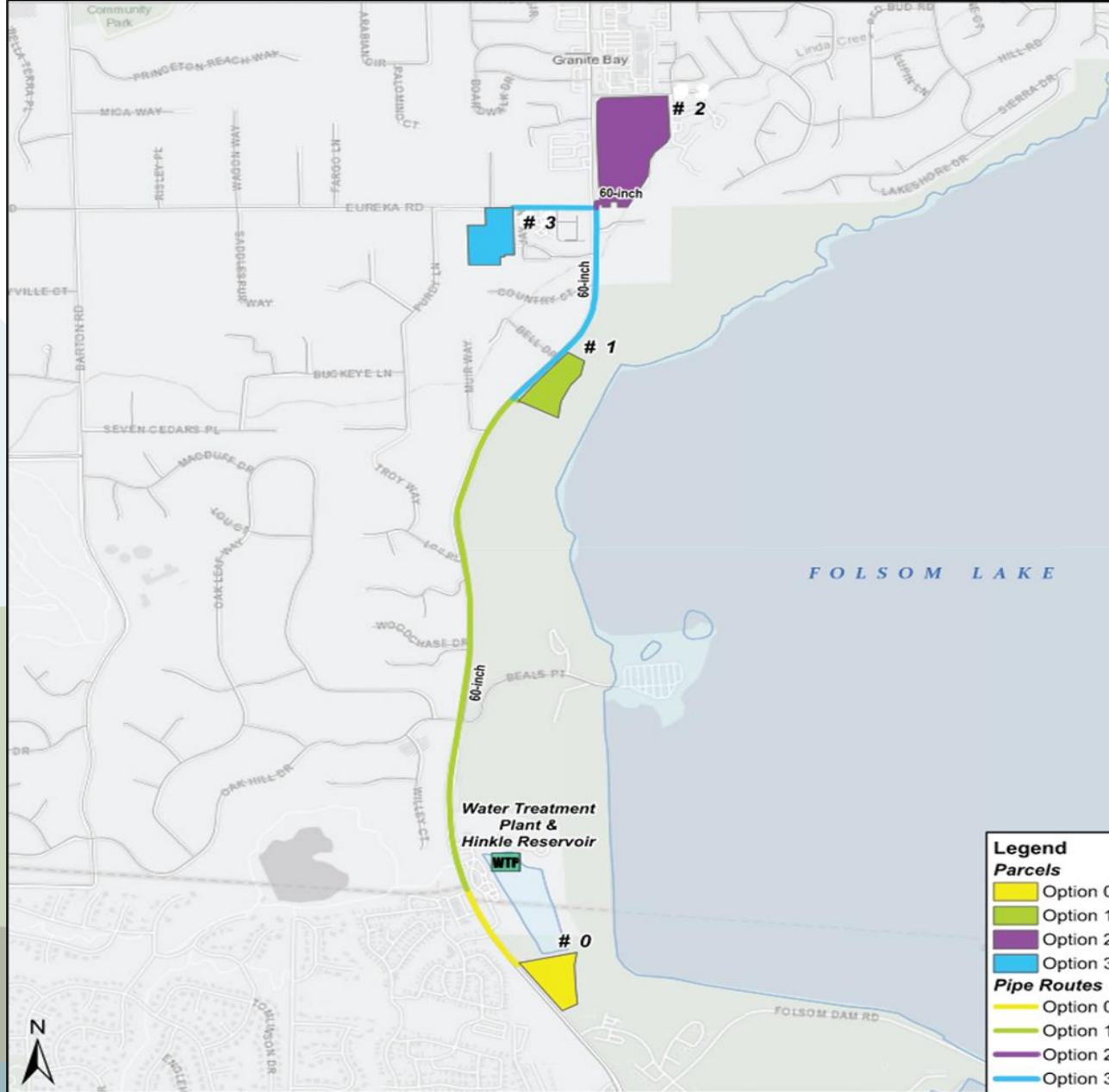


Alternatives include construction of storage and large diameter T-main to connect to Hinkle outlet piping




Considered concrete tanks and earthen, Hypalon lined, reservoir at each site

Multiple Sites Evaluated for Feasibility



San Juan Water District
2023 Wholesale Master Plan
Figure 5-3. Vacant Parcels Identified for Potential Storage





Preferred Site

15 MG Reservoir
BLM Owned Land

Reservoir

Site	Volume	Reservoir	Reservoir Site	Reservoir Piping	Total Reservoir
#0	10 MG	\$1.99M	\$5.8M	\$1.9M	\$19M
#1	10 MG	\$1.09M	\$1.9M	\$7.4M	\$23M
#2	10 MG	\$1.03M	\$7.4M	\$10.5M	\$37M
#3	Parcel Developed				

**total reservoir cost includes contingencies*

Tank

Site	Volume	Tank Cost	Tank Site Costs	Tank Piping Costs	Total Tank Cost
#0	10 MG	\$13.1M	\$4.3M	\$1.6M	\$32M
#1	No Tank				
#2	10 MG	\$13.1M	\$7.9M	\$10.5M	\$51M
#3	Parcel Developed				

**total tank cost includes contingencies*

Groundwater Supply Wells, Potentially with ASR

1 SJWD owned parcels adjacent to Wholesale Pipeline

- Increased operational needs for SJWD

2 WCA owned wells with Wholesale agreements

- Citrus Heights Water District
- Orangevale Water Company
- Fair Oaks Water District
- Use existing Infrastructure and WCA operations










3 SSWD Partnership to install new wells and use CTP/Pump Back Station for supply and injection

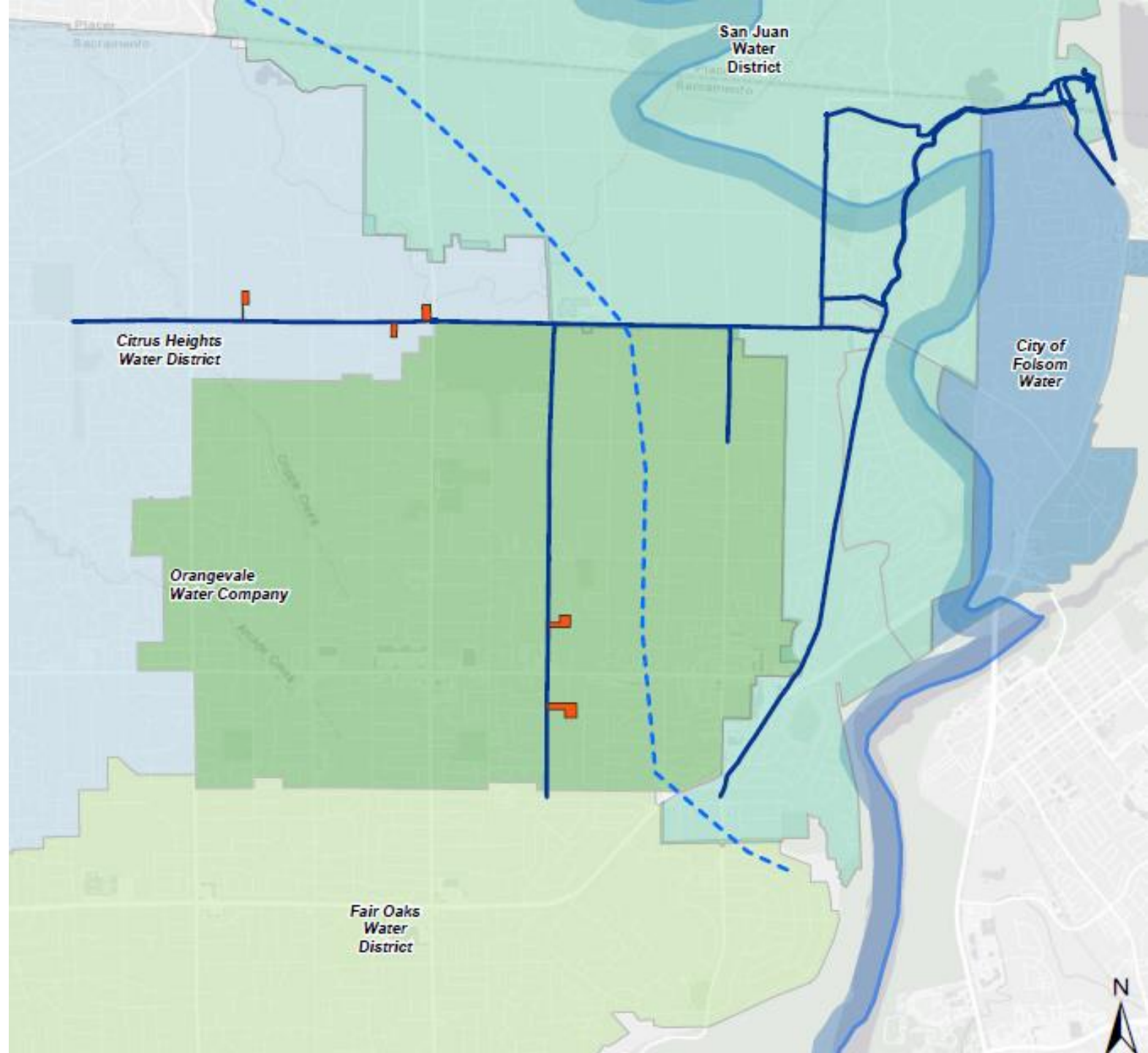
- May be limited due to SSWD system need for new wells and scarce well sites

SJWD Owned Sites

- Min 1/2 acre
- Located adjacent to wholesale pipelines
- 5 sites identified

Legend

 Potential SJWD Well Sites	WCA and Retail Service Area
 Wholesale System Pipelines	 Citrus Heights Water District
 Sacramento Valley North American Subbasin	 City of Folsom Water
 Eastern Groundwater Boundary for New Wells	 Fair Oaks Water District
	 Orangevale Water Company
	 SJWD Retail Service Area



WCA Well Summary of Possible Future Capacity

WELL OWNER	CURRENT		PLANNED		FUTURE TOTAL	
	NO. OF WELLS	FIRM CAPACITY ⁽¹⁾	NO. OF WELLS	FIRM CAPACITY ⁽¹⁾	NO. OF WELLS	FIRM CAPACITY ⁽¹⁾
OVWC	2 inactive wells	---	2 active wells	850 gpm (1.2 MGD)	No change	850 gpm (1.2 MGD)
CHWD	4 wells + 2 standby	5,600 gpm (8.1 MGD)	2 new wells	6,700 gpm (9.6 MGD)	No change	6,700 gpm (9.6 MGD)
FOWD	4 wells	4,100 gpm (5.9 MGD)	2 new wells	8,400 gpm (12.1 MGD)	No change	8,400 gpm (12.1 MGD)
Wholesale					4 new wells ⁽²⁾	4,500 gpm (6.5 MGD)
Total Wells	8 active wells (12 total)	9,700 gpm (14.0 MGD)	14 wells	15,950 gpm (23.0 MGD)	18 wells	20,450 gpm (29.4 MGD)

1. Firm capacity is the pumping capacity with the largest well offline.

2. Each new well is assumed to have a capacity of 1,500 gpm.

SSWD Alternative



Develop Supply/ASR wells to be available for use in Wholesale system

- *3-4 wells likely maximum that could be constructed for this purpose*



Limited land available in SSWD



Utilize existing pump-back facility for supply

- *Designed for 10,000 gpm (14.4 MGD), expandable to 15,000 gpm*



SSWD indicates ASR only feasible with SJWD partnership



New Well Needs to Meet Demand (firm capacity)

Folsom Lake Level	Folsom Lake Pump Operation	Available WTP Supply	CHWD Well Supply	FOWD Well Supply	PCWA Supply (ON/OFF)	SSWD PBS Supply	Maximum Demand Served	NEW WELL NEEDS TO MEET:		
								2015 MDD (43.6 MGD)	ADD (31.2 MGD)	Min demand (16 MGD)
<i>ft</i>	-	<i>(mgd)</i>	<i>(mgd)</i>	<i>(mgd)</i>	<i>(mgd)</i>	<i>(mgd)</i>	<i>(mgd)</i>	<i>(No. Wells)</i>	<i>(No. Wells)</i>	<i>(No. Wells)</i>
325 +	Main	100+	0	0	0	0	ALL	---	---	---
309 – 325	E-pump	23.6-27.1	6.1 (three wells)	4.5 (two wells)	2.9	0	37 – 41	3 – 5	---	---
309 – 325	E-pump	23.6-27.1	6.1 (three wells)	4.5 (two wells)	2.9	4.0	41 – 45	0 – 3	---	---
309 – 325	E-pump	23.6-27.1	0	0	0	0	24 – 28	9 - 11	3 – 5	---
309 – 280	Barge	9.7	6.1 (three wells)	4.5 (two wells)	2.9	0	23	11	5	---
309 – 280	Barge	9.7	6.1 (three wells)	4.5 (two wells)	2.9	8.2	31	7	---	---
<280	None	0	6.1 (three wells)	4.5 (two wells)	2.9	4.0	17	19	8	---
<280 Future		0	All WCA Wells = 22.3 (eleven wells)		2.9	4.0	29.2	13	2	---

New Well Costs

ITEM	COST
Well Drilling and Construction (Assumes 500 ft borehole depth)	\$1,008,000
Well Equipping (Assumed 1,500 gpm pump and 200 Hp motor)	\$2,855,000
Construction Contingency (25%)	\$710,000
Land Purchase (0.5 acres)	\$130,000
Construction Subtotal	\$3,695,000
Project Development & Implementation Costs (25%)	\$920,000
Project Total	\$4,485,000

New USBR Pump Station

New pump station at Dam with lower intake

Reliable pumping at lower lake levels

Increased pumping redundancy

USBR Project

Continue discussions with USBR to move project forward

Water Treatment Plant Assessment

- Regulatory compliance and treatment process evaluation – no major issues
- Improvements identified to optimize process, improve resiliency, and update aging components

WATER TREATMENT PLANT PROJECTS	DESCRIPTION	COST
Powdered Activated Carbon System	Installation, plumbing retrofit, SCADA and controls, system testing and startup of PAC System for algae control and DBP reduction	\$1,556,000
Filter Effluent Pipe Thickness Testing	Pipe thickness testing on the filter effluent pipeline	\$75,000
Corrosion Control Bench Testing	Bench scale testing of corrosion control for the wholesale pipelines using (1) lime, (2) calcium chloride and caustic, and (3) phosphoric acid	\$50,000
North/South Venturi Meter Replacement	Replace the North/South Venturi Meters because they have reached end of useful life	\$316,000
Filter Channel Lining/Underdrain Inspection	Inspect, repair, and reline concrete channels in the filter, flocculation, and sedimentation basins	\$3,313,000
Dry Polymer Conversion	USGI Chemical Feed Dry Polymer System and installation	\$198,000
Solids Handling Improvements	Site work, construction, and installation of coated steel tank, piping retrofit, feed pumps, and electrical work	\$1,060,000
Emergency Generator	Replace the current emergency generator at the WTP at the end of its useful life	\$250,000
Drying Beds Improvements	Concrete drying bed flatwork, trench rehabilitation, asphalt paving, and CMU block wall	\$1,197,000
Main Electrical Panels Relocation	Move existing panels to the north side of WTP building	\$1,663,000

Aging Infrastructure Evaluation

- Condition for the majority of existing infrastructure not known (mostly pipelines)
- Few known system issues exist – addressed in CIP projects
- Water delivery system redundancy assessed and found to be adequate
- Condition assessment of existing infrastructure needed
- Planning level roadmap for future condition assessment efforts developed

Aging Infrastructure Projects

Project Name	CIP Year(s)	Annualized Cost	Total Cost
Transmission Main Detailed Condition Assessment Plan	1	\$100,000	\$100,000
72-inch HTBPL Pipeline Improvements	1	\$512,000	\$512,000
48-inch Hinkle Bypass Valves Rehabilitation	2	\$148,000	\$148,000
High Priority RCP Pipe Inspection	3	\$856,000	\$856,000
Filter Influent/Effluent Valve Replacement	4	\$640,000	\$640,000
Medium Priority RCP/CLMS/SP Pipe Inspection	6-10	\$475,000	\$2,375,000
54-inch and 72-inch RCP Joint Rehabilitation	8	\$299,000	\$299,000
Condition Assessment Plan Update	11	\$50,000	\$50,000
Low Priority RCP/CMLS/SP Pipe Inspection	11-20	\$408,000	\$4,080,000

CIP Summary

SUPPLY RELIABILITY PROJECTS	BUDGET ESTIMATE
Folsom Lake Auxiliary Pump Station	Unknown at this time
Supply Reliability Improvements (TBD)	\$20,000,000
River Arc	Unknown at this time
WATER TREATMENT PLANT PROJECTS	
Powdered Activated Carbon System	\$1,556,000
Filter Effluent Pipe Thickness Testing	\$75,000
Corrosion Control Bench Testing	\$50,000
North/South Venturi Meter Replacement	\$200,000
Filter Channel Lining/Underdrain Inspection	\$3,313,000
Dry Polymer Conversion	\$198,000
Solids Handling Improvements	\$1,060,000
Replace Emergency Generator	\$250,000
Drying Beds Improvements	\$1,197,000
Main Electrical Panels Relocation	\$1,663,000
REPAIR PROJECTS AND CONDITION ASSESSMENT	
Transmission Main Detailed Condition Assessment Plan	\$100,000
72-inch HTBPL Improvements and CA for 54-inch	\$512,000
48-inch Hinkle Bypass Valves Rehabilitation	\$148,000
High Priority RCP Pipe Inspection	\$856,000
Filter Influent/Effluent Valve Replacement	\$640,000
Medium Priority RCP/CLMS/SP Pipe Inspection	\$2,375,000
54-inch and 72-inch RCP Joint Rehabilitation	\$299,000
Condition Assessment Plan Update	\$50,000
Low Priority RCP/CMLS/SP Pipe Inspection	\$4,080,000



Questions?



WASC

AGENDA ITEM V-2

RESOLUTION NO. 23-04

**RESOLUTION OF THE BOARD OF DIRECTORS
OF THE SAN JUAN WATER DISTRICT
CONCURRING IN NOMINATION TO THE EXECUTIVE COMMITTEE
OF THE ASSOCIATION OF CALIFORNIA WATER AGENCIES
JOINT POWERS INSURANCE AUTHORITY ("JPIA")**

WHEREAS, this district is a member district of the JPIA; and

WHEREAS, the Bylaws of the JPIA provide that in order for a nomination to be made to JPIA's **Executive Committee**, three member districts must concur with the nominating district, and

WHEREAS, another JPIA member district, the Valley Center Municipal Water District has requested that this district concur in its nomination of its member of the JPIA Board of Directors to the Executive Committee of the JPIA;

NOW, THEREFORE, BE IT RESOLVED by the Board of Directors of the San Juan Water District that this district concur with the nomination of **Oliver J. Smith** of the Valley Center Municipal Water District to the **Executive Committee** of the JPIA.

BE IT FURTHER RESOLVED that the District Secretary is hereby directed to transmit a certified copy of this resolution to the JPIA at P.O. Box 619082, Roseville, CA 95661-9082, forthwith.

PASSED AND ADOPTED by the Board of Directors of the San Juan Water District on the 22nd day of March 2023, by the following vote:

AYES:	DIRECTORS:
NOES:	DIRECTORS:
ABSENT:	DIRECTORS:

DAN RICH
President, Board of Directors

ATTEST

TERI GRANT
Secretary, Board of Directors



Oliver J. Smith

Director, Valley Center Municipal Water District

Candidate for the JPIA Executive Committee

Background

Oliver Smith was elected to the Board of Directors of the Valley Center Municipal Water District in 2018 and again in 2022. His combined governance and policy experience has given him an in-depth understanding of how to provide cost effective critical services and fiduciary oversight for Valley Center's water independent special district.

In addition, he is a water district representative on Special District Advisory Committee to the San Diego LAFCO (Local Agency Formation Commission). In this role he collaborates with other special district representatives on areas of common interest.

Oliver Smith's diverse public background includes serving on and chairing the Valley Center Community Planning Group, a public advisory group to the County of San Diego for land planning issues in the Valley Center area. He was first appointed, then elected 3 times from 2005 to 2020, serving as its Chair for the last 12 years of his tenure.

Finally, Oliver Smith was elected 3 times to the Board of Directors of the Valley Center Fire Protection District, serving from 2006 to 2018 where he served as Board Secretary. He oversaw the transformation of the VCFPD from being a Cal Fire Contract staff to a locally staffed and operated agency.

JPIA Related Experience

As part of Oliver's Valley Center Municipal Water District activities, he is an ACWA JPIA Property Program Committee Member, with a particular interest in Cyber security. He has in-person attended the last 3 ACWA conferences and actively participates in ACWA and ACWA JPIA meetings. Within ACWA, he is a member of the Energy Committee.

Professional and Educational Qualifications

Oliver Smith is an Electrical Engineer who continues to design highly sophisticated medical products in a career spanning 40+ years. He has a BSEE from Worcester Polytechnic Institute (MA) and an MSBME (Biomedical Engineering) from Case Western Reserve University (OH).

AGENDA ITEM V-2

RESOLUTION NO. 23-05

**RESOLUTION OF THE BOARD OF DIRECTORS
OF THE SAN JUAN WATER DISTRICT
CONCURRING IN NOMINATION TO THE EXECUTIVE COMMITTEE
OF THE ASSOCIATION OF CALIFORNIA WATER AGENCIES
JOINT POWERS INSURANCE AUTHORITY ("JPIA")**

WHEREAS, this district is a member district of the JPIA; and

WHEREAS, the Bylaws of the JPIA provide that in order for a nomination to be made to JPIA's **Executive Committee**, three member districts must concur with the nominating district, and

WHEREAS, another JPIA member district, the Citrus Heights Water District has requested that this district concur in its nomination of its member of the JPIA Board of Directors to the Executive Committee of the JPIA;

NOW, THEREFORE, BE IT RESOLVED by the Board of Directors of the San Juan Water District that this district concur with the nomination of **David Wheaton** of the Citrus Heights Water District to the **Executive Committee** of the JPIA.

BE IT FURTHER RESOLVED that the District Secretary is hereby directed to transmit a certified copy of this resolution to the JPIA at P.O. Box 619082, Roseville, CA 95661-9082, forthwith.

PASSED AND ADOPTED by the Board of Directors of the San Juan Water District on the 22nd day of March 2023, by the following vote:

AYES:	DIRECTORS:
NOES:	DIRECTORS:
ABSENT:	DIRECTORS:

DAN RICH
President, Board of Directors

ATTEST

TERI GRANT
Secretary, Board of Directors

Teri Grant

To: Paul Helliker
Subject: RE: ACWA 2023 BOARD OFFICERS' ELECTION - Authorized Voting Representative Form

From: David Eggerton <Dave.Eggerton@acwa.com>
Sent: Wednesday, March 15, 2023 12:30 PM
To: Donna Pangborn <DonnaP@acwa.com>
Subject: ACWA 2023 BOARD OFFICERS' ELECTION - Authorized Voting Representative Form
Importance: High

MEMORANDUM

TO: ACWA Member Agency Leadership
(sent via email)

CC: ACWA Board of Directors

FROM: ACWA Executive Director

DATE: March 15, 2023

SUBJECT: ACWA 2023 BOARD OFFICERS' ELECTION – Authorized Voting Representative Form

ACWA has launched two separate but concurrent election processes for the 2024-'25 term: the Board officers' election for President and Vice President and the region board elections. **This memo provides a summary of the Board officers' election process, including key dates and changes being implemented this year.**

The biggest change to the election process is that voting will no longer take place during conference. Instead, voting will take place electronically July 17 - Sept. 15. Ballots will be distributed July 17 and include all qualified candidates, in addition to the Election Committee's preferred candidates. All candidates will also be listed on the ACWA website and invited to participate in a town hall style webinar in which members can ask the candidates questions.

Each member agency in good standing may vote in the election for President and Vice President. **Member agencies must designate the agency's one voting representative by submitting an Authorized Voting Representative Form to donnap@acwa.com by June 16. The form is available [online](#).**

ACWA will be using a web-based online voting system called Simply Voting, which will independently tabulate the votes and provide verified results in a timely manner while keeping individual votes confidential. Designating your agency's voting representative is an important step to ensure the ballot is sent to the correct person.

Important Officers Election Dates

- Call for candidates begins: **Monday, April 17**
- Deadline to submit Authorized Voting Representative Forms: **Friday, June 16**

- Deadline to submit candidate nominations: **Friday, June 16**
- Election begins: **Monday, July 17**
 - Authorized voting representatives who are voting electronically will receive an email from Simply Voting with a link to the ballot for President and Vice President.
 - Authorized voting representatives who have requested a paper ballot will be sent a ballot by first class mail to their member agency's address.
- Deadline to submit ballots: **Friday, September 15**
- Announcement of ACWA President and Vice President for 2024-'25 term: **September 27**
- Introduction of ACWA President and Vice President at fall conference: **November 29**

For more details about the election process, please visit www.acwa.com/elections. Additional questions can be directed to ACWA Senior Clerk of the Board Donna Pangborn at 916-669-2425 or donnap@acwa.com.

Dave Eggerton

Executive Director

Association of California Water Agencies

916.441.4545 | DaveE@acwa.com | www.acwa.com



ACWA has launched two separate but concurrent election processes for the 2024-'25 term: the board officers' election for President and Vice President and the region board elections. **In order to vote for the board officers, each member agency must designate one voting representative by June 16.** To designate your agency's one voter, submit this Authorized Voting Representative Form by the June deadline. If you do not designate a representative to vote by the deadline, your agency's General Manager will be the authorized voter by default. Authorized voters will receive an electronic ballot on July 17. For more information about ACWA's elections, visit www.acwa.com/elections.

The person designated below will cast our agency's vote for the election of ACWA's President and Vice President for the 2024-'25 term in the upcoming election.

Member Agency's Name		Agency's Phone No.
Authorized Voting Representative's Name	Authorized Voting Representative's Email	Authorized Voting Representative's Phone No.

Our member agency would like to cast a paper ballot by U.S. mail instead of voting electronically.
Please provide the mailing address below only if you are voting by mail.

Mailing Address	City, State and Zip
-----------------	---------------------

Print Name of Member Agency's Authorized Signatory

X

Authorized Signatory Signature

Date

SUBMIT YOUR FORM

To: Donna Pangborn, Senior Clerk of the Board
Email: donnap@acwa.com
Mail: 980 9th Street, Suite 1000, Sacramento, CA 95814

**SUBMISSION DEADLINE
JUNE 16, 2023**

STAFF REPORT

To: Board of Directors

From: Greg Zlotnick, Water Resources Manager

Date: March 22, 2023

Subject: Amendment to the 2023/2024 Water Transfer Agreement Between San Juan Water District and Sacramento Suburban Water District (SSWD) and Authorization for the General Manager to enter into transfer agreements with SSWD for up to 6,000 AF/year

RECOMMENDED ACTION

- (1) Approve proposed amendment to the 2023/2024 Water Transfer Agreement Between San Juan Water District and Sacramento Suburban Water District (SSWD) to Provide Surface Water Supplies to Enhance Groundwater Stabilization;
- (2) Authorize the General Manager to enter into water transfer agreements with SSWD for up to 6,000 AF/year when specified criteria are satisfied.

BACKGROUND

Item 1 --

To optimize the utilization of San Juan Water District's (District) surface water supplies; generate revenue for the District's wholesale enterprise; increase regional conjunctive use; enhance groundwater stabilization in Sacramento Suburban Water District's (SSWD) northern service area; and, contribute toward a favorable baseline for future District/SSWD groundwater substitution transfer opportunities, the Board previously approved an agreement, incorporating the same terms as prior agreements, adjusted to current rates, whereby the District will sell up to 4,000 acre-feet (AF) of surface water between March 1, 2023 and February 29, 2024.

Subsequent to the Board's action, and without prior indication of a need to do so, SSWD requested additional language be added to the agreement (a new Section 4 – see attached) explicitly stating that SSWD was under no obligation to purchase water. Staff is comfortable with this additional language as any sort of purchase obligation was never contemplated and the buyer/seller relationship was always considered to be based upon execution being mutually opportunistic and beneficial to both agencies. Moreover, the agreement has and continues to include language that allows the District to halt deliveries at any time should it deem any water being transferred to SSWD is no longer surplus to District needs.

There are no other requested changes to the agreement and in all other facets remains materially the same as prior year agreements, other than rates being updated.

Item 2 --

Staff also requests that the Board authorize the General Manager to enter into such agreements with SSWD in the future, for up to 6,000 AF/year when the following criteria are satisfied:

- (1) The General Manager informs the Board of the intent to enter into such an agreement as part of the General Manager's report at a regular meeting of the Board prior to entering into the agreement;
- (2) The transfer is determined by counsel to be categorically exempt from CEQA;
- (3) Consistent with the Wholesale Contract, staff determines that the transfer water is surplus to the Wholesale Customer Agencies' (WCA) demands, and informs the WCA's of that determination at least one month before the transfer could begin. If any WCA protests, then the agreement will need to be brought to the Board for approval; and,
- (4) After entering into such an agreement, staff will provide a copy of that Agreement to the Board as an information item in its next meeting packet.

**AGREEMENT BETWEEN SAN JUAN WATER DISTRICT
AND SACRAMENTO SUBURBAN WATER DISTRICT
TO PROVIDE SURFACE WATER SUPPLIES
TO ENHANCE GROUNDWATER STABILIZATION**

This Agreement is entered into as of March 1, 2023, by and between San Juan Water District (“San Juan”), a public entity, and Sacramento Suburban Water District, a public entity (“SSWD”)(together, the “Parties”), to govern SSWD’s purchase of up to 4,000 acre-feet of San Juan surface water supplies, when surplus to the needs of San Juan’s Wholesale Customer Agencies (“WCAs”), from March, 2023 through February, 2024.

RECITALS

A. San Juan owns and operates facilities for (a) receiving water diverted from Folsom Reservoir, (b) treatment of water to meet health and safety standards for potable use, and (c) conveyance and delivery of treated water to its customers. San Juan's customers include: (a) its own retail water service customers in Placer and Sacramento Counties; and, (b) its WCAs, namely, the City of Folsom (Ashland area), Citrus Heights Water District, Fair Oaks Water District, and Orange Vale Water Company, in Sacramento County.

B. San Juan’s surface water supplies include Pre-1914 and Post-1914 water rights, a contract entitlement to water supplied by Placer County Water Agency (PCWA) for diversion from Folsom Reservoir, and a Central Valley Project Repayment Water Service Contract.

C. San Juan and the U.S. Bureau of Reclamation (“Reclamation”) entered into a Warren Act contract on February 26, 2021 providing for payment to Reclamation for delivery of San Juan’s PCWA water entitlement supplies to San Juan via Reclamation facilities at Folsom Reservoir.

D. SSWD is a public agency located in northern Sacramento County, authorized to acquire water entitlements to provide water service within its service area. SSWD currently provides water for potable use within its service area primarily from groundwater pumped from its South and North Service Areas, overlying separate groundwater sub-basins, which SSWD conjunctively manages to ensure water supply reliability and groundwater sustainability.

{00294863.1}

E. SSWD also has an entitlement contract for take-or-pay water supplies from PCWA, which are diverted from Folsom Reservoir by Reclamation to San Juan for water treatment and then delivered to SSWD. These supplies are only available to SSWD when the calculated unimpaired inflow to Folsom Reservoir is 1.6 million acre-feet or more in the delivery year.

F. On September 20, 2017, San Juan and SSWD entered into an **AMENDED AND RESTATED AGREEMENT BETWEEN SAN JUAN WATER DISTRICT AND SACRAMENTO SUBURBAN WATER DISTRICT CONCERNING DIVERSION, TREATMENT AND CONVEYANCE OF WATER**. That 2017 Agreement will govern the measurement, treatment and conveyance (via the Cooperative Transmission Pipeline (CTP) owned by San Juan and in which SSWD owns a portion of the capacity), and payment by SSWD to San Juan for treatment and conveyance, of the water San Juan will provide to SSWD pursuant to this Agreement.

G. All of SSWD's payments for the water provided by San Juan to SSWD pursuant to this Agreement will be made by SSWD to San Juan under the same schedule as that paid for treatment and conveyance in accordance with the 2017 Agreement identified in Recital E above.

H. SSWD has installed a pipeline to convey treated surface water from the terminus of the CTP to its North Service Area to enable SSWD to better conjunctively manage, conserve and utilize its groundwater resources.

I. San Juan has determined, subject to the terms and conditions set forth in this Agreement, it will be able to deliver up to 4,000 acre-feet of its water right water, surplus to the needs of its WCAs, to SSWD for the purpose of enhancing conjunctive management of the groundwater basin underlying its North Service Area, during the period of March 1, 2023 through February 29, 2024, as provided for in this Agreement.

J. San Juan is willing to deliver to SSWD, and SSWD is willing to pay San Juan for, water treated and delivered by San Juan under the terms and conditions set forth in this Agreement.

K. San Juan has made a formal determination that the approval of this Agreement, and implementation of the activities to be undertaken as a result, are categorically exempt from environmental documentation requirements of the California Environmental Quality Act.

Now, therefore, in consideration of the mutual covenants contained, herein, the parties agree as follows:

1. Recitals Incorporated. The foregoing recitals are incorporated by reference.

2. Term of Agreement. This Agreement shall be effective as of March 1, 2023, and shall remain in effect through February 29, 2024, unless terminated earlier under the provisions of this Agreement.

3. Limitation on Location of Use. SSWD may only distribute the water purchased from San Juan pursuant to this Agreement to retail customers within its authorized service area, and under no circumstance may SSWD deliver or sell this water outside of its authorized service area.

4. No Obligation to Purchase. The parties do not intend this Agreement to be a take or pay contract or to otherwise obligate SSWD to purchase any water from SJWD. Any purchases of water up to the 4,000 acre-feet SJWD has offered to make available shall be at SSWD's sole discretion.

5. Water Shortage Provisions.

(a) Deliveries to SSWD shall be subject to reduction or elimination should San Juan notify SSWD that San Juan has determined that it must take such action to ensure the availability of sufficient water supplies to meet the needs of its WCAs or other commitments with priority over continued deliveries to SSWD. Such notification shall be provided at the earliest date feasible.

(b) San Juan may temporarily discontinue or reduce the amount of water delivered to SSWD for the purpose of maintaining, repairing, replacing, investigating or inspecting any of the facilities necessary for the storage or furnishing of water to SSWD. In so far as it is feasible, San Juan will give SSWD due notice in advance of such temporary discontinuances or reductions except in cases

{00294863.1}

of emergency, in which case notice will be provided at the earliest date feasible. In the event of any such discontinuance or reduction, San Juan will, upon the resumption of service, attempt, in coordination with SSWD, to deliver the quantity of water to SSWD that would have been furnished to SSWD in the absence of such event.

(c) In the event of a water shortage as described in subparagraphs (a) or (b) of this article, SSWD shall be solely responsible for supplying water to meet its customers' needs, and no liability shall accrue against San Juan or any of its directors, officers, agents or employees for any damage, direct or indirect, arising from such shortages.

56. Schedule, Rate and Payment for Water.

(a) SSWD shall pay San Juan for each acre-foot of water treated and conveyed to SSWD the charges set forth in the 2017 Agreement for such treatment and conveyance with San Juan, identified in Recital E above, and on the same schedule as contained therein. Appendix A attached to this Agreement lists that rate.

(b) SSWD shall also pay San Juan for each acre-foot of water treated and conveyed to SSWD the equivalent of the following: the acre-foot price PCWA charges San Juan for water made available to San Juan in Folsom Reservoir for use within Placer County pursuant to the agreement between San Juan and PCWA identified in Recital B above, plus one-half of the difference between that price and the price SJWD pays PCWA for water made available in Folsom Reservoir for use within Sacramento County pursuant to that same agreement. Appendix A lists that rate equivalent.

(i) Should San Juan be required to deliver any portion of its PCWA entitlement to its retail or wholesale customers in Sacramento County to maintain deliveries to SSWD without triggering the shortage provisions set forth in Article 4 above, SSWD shall pay San Juan for each acre-foot of water treated and conveyed to SSWD the equivalent of the charge San Juan pays PCWA for that water made available in Folsom Reservoir for use within Sacramento County pursuant to the agreement between San Juan and PCWA identified in Recital B above. Appendix A lists that rate equivalent.

(ii) San Juan shall inform SSWD as soon as feasible if the Article 5(b)(i) rate equivalent will be applied to any deliveries and in what quantity, and SSWD may choose to direct San Juan to halt deliveries – at which direction SJWD will halt deliveries as soon as practicable. SSWD will compensate SJWD for water actually delivered prior to any delivery stoppage.

(c) In addition, SSWD shall pay San Juan for each acre-foot of water treated and conveyed to SSWD the equivalent of the charge San Juan pays Reclamation pursuant to the Warren Act contract identified in Article C in the recitals above. Appendix A lists that rate equivalent.

(d) Charges to SSWD described in Articles 5(a) and 5(b) above may change during the term of this Agreement. SSWD acknowledges such rate adjustments will be made and agrees to pay those new charges in accordance with this Agreement.

67. Responsibilities for Delivery and Distribution of Water. Neither San Juan or its directors, officers, agents or employees shall be liable for the control, carriage, handling, use, disposal or distribution of water furnished to SSWD hereunder outside of facilities then being operated or maintained by San Juan, nor for claims of damages of any nature whatsoever, including but not limited to property damage, personal injury or death, arising out of or connected with the control, carriage, handling, use, disposal or distribution of such water beyond such facilities, and SSWD shall indemnify and hold harmless San Juan and its directors, officers, agents and employees from any such damages or claims of damages.

78. Obligation of SSWD to Make Payments. The obligations of SSWD arising out of or pursuant to this Agreement shall constitute general obligations of SSWD, and SSWD shall use all the powers and resources available to it under the law to collect the funds necessary for and to pay its obligations to San Juan under this Agreement. SSWD as a whole is obligated to pay San Juan the payments coming due under this Agreement, notwithstanding any individual default by its water users, constituents or others in the payment to SSWD of assessments, taxes, tolls or other charges levied by SSWD.

89. Remedies Not Exclusive. The use by either party of any remedy specified for the enforcement of this Agreement is not exclusive and shall not deprive the party using such remedy of, or limit the application of, any other remedy provided by law.

910. Waiver of Rights. Any waiver at any time by either party of its rights with respect to a breach or default, or any other matter arising in connection with this Agreement, shall not be deemed to be a waiver with respect to any other breach, default or matter.

1011. Assignment. The provisions of this Agreement shall apply to and bind the successors and assigns of the respective parties, but no assignment or transfer of this Agreement, or any part hereof or interest herein, shall be valid until and unless approved by San Juan.

1112. Opinions and Determinations. Where the terms of this Agreement provide for action to be based upon judgment, approval, review or determination of either party, such terms are not intended to be and shall never be construed as permitting such opinion, judgment, approval, review or determination to be arbitrary, capricious or unreasonable.

1213. Notices. All notices that are required either expressly or by implication to be given by any party to the other under this Agreement shall be signed for San Juan and for SSWD by such officers as they may from time to time authorize to so act. Any notices to parties required by this Agreement shall be delivered or mailed, U.S. first-class postage prepaid, addressed as follows:

To San Juan:

General Manager
San Juan Water District
9935 Auburn Folsom Road
Granite Bay, California 95746

To SSWD:

General Manager
Sacramento Suburban Water District
3701 Marconi Avenue, Suite 100
Sacramento, CA 95821

Either party may change its address for notice by sending notice of such change to the other party.

1314. Inspection of Books and Records. Authorized officers or agents of SSWD shall have full and free access at all reasonable times to the account books and official records of San Juan in so far as the same pertain to the matters and things provided for in this Agreement, with the right at any time during office hours to make copies thereof at SSWD's expense, and the proper {00294863.1}

representative of San Juan shall have similar rights with respect to the account books and records of SSWD.

154. Integration. This is an integrated agreement and contains all of the terms, considerations, understanding and promises of the parties. It shall be read as a whole.

165. Construction and Interpretation. It is agreed and acknowledged by the parties that this Agreement has been arrived at through negotiation, and that each party has had a full and fair opportunity to revise the terms of this Agreement. Consequently, the normal rule of construction that any ambiguities are to be resolved against the drafting party shall not apply in construing or interpreting this Agreement.

176. Amendment. This Agreement may be modified or amended only by a subsequent written agreement approved by both parties.

187. Attorney's Fees. In any action brought by either party to enforce or construe this Agreement, the prevailing parties shall be entitled to an award of reasonable attorney's fees, expert witness and consulting fees, litigation costs and costs of suit.

198. Counterparts. This Agreement may be executed in counterparts. SSWD shall deliver its counterpart to San Juan, which shall deliver a fully-conformed counterpart to SSWD.

2019. Termination. This Agreement may be terminated by either party with notice to the other party provided 10 business days prior to the termination date.

2120. Obligations Prior to Termination. The obligations of the parties incurred pursuant to this Agreement prior to the termination of this Agreement shall survive the termination.

2221. Supporting Resolutions. Each party represents that it has legal authority to enter into this Agreement and to perform its obligations hereunder, and shall submit to the other party concurrent with execution of this Agreement a duly-authorized resolution or other document evidencing the authority and authorizing the person executing this Agreement to do so.

{00294863.1}

2322. General Indemnity. Each party agrees to protect, defend, indemnify and hold harmless the other party, its directors, officers, agents, employees and consultants from and against any and all losses, claims, liens, demands and causes of action of every kind and character, without limitation by enumeration, occurring or in any wise incident to, connected with, or arising directly or indirectly out of the negligence or willful misconduct of the indemnifying party hereunder.

2423. Severability. The invalidity, illegality or unenforceability of any provision of this Agreement shall not render the other provisions unenforceable, invalid or illegal.

2524. No Third Party Beneficiaries. This Agreement shall not be construed to create any third party beneficiaries. This Agreement is for the sole benefit of the parties, their respective successors and permitted transferees and assigns, and no other person or entity shall be entitled to rely upon or receive any benefit from this Agreement or any of its terms.

2625. Relationship of Parties. Nothing in this Agreement shall be construed to create an association, joint venture, trust or partnership, or to impose a trust or partnership covenant, obligation or liability on or with regard to anyone or more of the parties.

2726. Additional Documents. Each party agrees to make, execute, acknowledge and deliver any and all documents reasonably required to implement this Agreement.

The foregoing is hereby agreed to by the parties.

SAN JUAN WATER DISTRICT:

By: _____
Paul Helliker, General Manager

SACRAMENTO SUBURBAN WATER DISTRICT:

By: _____
Daniel R. York, General Manager

{00294863.1}

APPENDIX A

RATE EQUIVALENTS TO BE PAID BY SSWD TO SJWD PER ACRE-FOOT (AF)

Article 5(a):

Treatment and Conveyance Cost/AF per the 2017 SJWD/SSWD Agreement as of January 1, 2023 = \$220.16.

[This rate may change in during the term of this agreement, but to what amount is unknown at this time.]

Article 5(b):

Charge/AF SJWD pays PCWA for entitlement water delivered to Placer County plus one-half of the difference between that price and the price San Juan pays PCWA for water made available in Folsom Reservoir for use within Sacramento County = \$45.63.

[Note: This rate may change during the term of the agreement, and will change in January, 2024, but to what amount is unknown at this time.]

Article 5(b)(i):

Charge/AF SJWD pays PCWA for entitlement water delivered to Sacramento County = \$58.07.

[Note: This rate may change during the term of the agreement, and will change in January, 2024, but to what amount is unknown at this time.]

Article 5(c):

SJWD Warren Act Charge/AF = \$34.79.

{00294863.1}

STAFF REPORT

To: Board of Directors
From: Paul Helliker, General Manager
Date: March 22, 2023
Subject: Legislation

RECOMMENDED ACTION

Discussion of various bills

BACKGROUND

AB 460 – Oppose

This bill would grant the State Water Resources Control Board new and sweeping authority to issue interim relief orders against water diverters and users. Additionally, these orders could be issued without holding a hearing in which water right holders could defend their actions. The bill would also authorize the State Water Board to enforce the orders by imposing onerous and costly requirements on water users. This could include curtailing diversions, imposing new minimum streamflow requirements, directing reservoir operations, requiring the diverter to conduct technical studies, and more. ACWA is taking an Oppose position and RWA plans to take an Oppose Unless Amended position.

AB 1337 – Oppose

This bill would authorize the State Water Board to adopt wide-ranging regulations and enforce them through curtailing diversions or use of water under any claim of right. The bill would not require the State Water Board to hold a hearing before issuing curtailments. This bill would strip water right holders of their constitutional due process guarantees and create significant uncertainty for communities and industries that depend on a reliable supply of water that California's existing water rights system ensures. ACWA and RWA oppose the bill.

AB 1527 – Oppose Unless Amended

This bill would prohibit the use of potable water on non-functional turf, via a program to be enforced by the State Water Resources Control Board. It would mandate that water agencies adopt regulations to implement this prohibition and report information to the Water Board about the location of such turf and compliance by owners with the prohibition. ACWA proposes amendments to delete multi-family residences from the list of locations, and to delete the responsibility of local agencies to enforce and report on the program (leaving it to the Water Board, per their current regulatory program). RWA proposes taking a similar Oppose Unless Amended position.

SB 366 – Support

SB 366 is the vehicle that water agencies involved in Solve the Water Crisis have developed, in conjunction with Senator Caballero (the author), to establish a statewide goal of an additional 15 million acre-feet of water supply and storage improvements by 2050 (with an interim goal of 10 MAF by 2040), to address the impacts of climate change. The bill will make the California Water Plan an actionable strategic plan, with the State Administration being required to report regularly to the Legislature on the status of achievement of the goal. It also will include a financial plan element, to ensure that the funding that is necessary to meet the goal is identified and secured (including federal and state funds to augment the investments that continue to be made by water agencies.)

SB 389 – Oppose

This bill would authorize the State Water Board to investigate and determine the scope and validity of any water right claim. In any proceeding to evaluate the basis of a water right, the water right holder would have the burden of proving the basis of the right. ACWA has serious concerns with authorizing the State Water Board to drag water right holders before the Board to prove their claims. ACWA opposes the bill and RWA proposes an Oppose Unless Amended position.

STAFF REPORT

To: Board of Directors
From: Paul Helliker, General Manager
Date: March 22, 2023
Subject: Potential Rebate to Retail Customer Accounts

RECOMMENDED ACTION

Consider a rebate to retail customer accounts. This item was also discussed by the Finance Committee on March 14, 2023.

BACKGROUND

At the February 22 Board of Directors meeting, Director Zamorano requested that an item be added to the March 22 agenda for the Board to consider providing a rebate to retail customer accounts. Director Zamorano suggested that such a rebate could use savings in operating costs as the source of funds.

One of the goals of the retail financial plan adopted in 2022 was to minimize the amount of debt issued to pay for capital projects. When revenues are greater than anticipated, and/or expenses lower than anticipated, the unused financial balance is deposited in the District's reserve accounts, which can then be used to reduce future debt issuances. Providing a rebate to retail customers would impinge on this use of reserves to pay for capital projects. Providing rebates might also confuse customers, given the rate increases that have been implemented every year, the necessity for which was described in detail in the retail financial plan.

The mid-year budget analysis for retail operations indicates that revenues are expected to come in approximately \$183,000 greater than anticipated and expenses are estimated to be \$136,300 less than budgeted. A contributor to the additional revenues is the wholesale groundwater substitution transfer.

The protocol that the District established for managing the revenues from the transfer included modifying the normal procedure for the annual adjustment to the quarterly service charges that are assessed on each Wholesale Customer Agency, to allow for a reduction in the service charges for Fair Oaks Water District and Citrus Heights Water District. To avoid imposing those costs to Folsom, Orangevale and San Juan's Retail division, the District agreed to use some of the revenues from the transfer to reimburse these agencies for the expected shift in quarterly charges. This reimbursement to San Juan Retail could be used as a source of funds for any rebate that the Board might decide to provide to make to retail customer accounts. While this reimbursement to San Juan Retail has not yet been calculated, the projection is that it will be approximately \$100,000. This revenue was not included in the original retail operating budget, and thus is one of the reasons that revenues are expected to be greater than anticipated this year. Such a rebate has never been provided to retail accounts, and staff does not recommend that surplus revenues be used in such a manner, but as a one-time expense, it could be accommodated in the current fiscal year.

Current and Upcoming Rate Increases:

Jan-23	8%	Board Approved
Jan-24	8%	Board Approved
Jan-25	7%	Recommended
Jan-26	6%	Recommended
Jan-27	6%	Recommended
Jan-28	6%	Recommended
Jan-29	3%	Recommended

Upcoming Projects that will require debt financing due to lack of adequate reserves:

Current Year	\$ 4,000,000	Eureka Road Transmission Pipeline Replacement
FY 2023-24	\$ 9,565,000	Kokila Reservoir Replacement
FY 2023-24	\$ 1,333,000	Generator Replacements
FY 2023-25	\$ 5,227,000	Groundwater Production Facilities
FY 2026-29	\$ 8,219,000	Cavitt Stallman Sierra Ponds to Vogel Valley, 6,900 LF of 12" Pipe
	<u>\$ 28,344,000</u>	Total Debt Financing Needed Per Financial Plan

Approximate cost of \$100,000 of borrowed money (or savings from not having to borrow \$100,000):

Interest Rate 1.50% Term: 30 Years

Cost (or Savings): \$55,000

AGENDA ITEM V-7

RESOLUTION NO. 23-06

RESOLUTION OF THE BOARD OF DIRECTORS OF THE SAN JUAN WATER DISTRICT

IN SUPPORT OF THE NOMINATION OF CATHY GREEN AS A CANDIDATE FOR THE POSITION OF ASSOCIATION OF CALIFORNIA WATER AGENCIES PRESIDENT

WHEREAS, the Association of California Water Agencies (ACWA) is seeking nominations of candidates for the 2023 election of the Association's statewide positions of President and Vice President; and,

WHEREAS, an official nominating resolution from an ACWA member agency on whose board the nominee serves must accompany all nominations for the positions of President and Vice President; and,

WHEREAS, eligible candidates must be an elected or appointed member of the governing body or commission of a member agency of the Association; and,

WHEREAS, the ACWA Election Committee will present an open ballot with all qualifying candidates to the members for a vote by written ballot; and,

WHEREAS, the individual who fills an officer position will need to have a working knowledge of water industry issues and concerns, possess strength of character and leadership capabilities, and be experienced in matters related to the performance of the duties of the office; and,

WHEREAS, this person must be able to provide the dedication of time and energy to effectively serve in this capacity; and,

WHEREAS, Cathy Green has served as ACWA Vice President since 2021 and on the ACWA board since 2014, and she has served on the ACWA Board Executive Committee since 2020; and,

WHEREAS, as ACWA Vice President since 2021, Cathy Green would like to run as President of ACWA to continue the momentum she has built on key initiatives she is leading, including advocating for state accountability on water policy issues, spearheading the ACWA Council of Past Presidents to mentor new ACWA members, and an internal human resources initiative to support ACWA staff; and,

WHEREAS, Cathy Green has served as ACWA Region 10 Chair and Vice Chair; and,

WHEREAS, Cathy Green has served on the ACWA Water Quality Committee, ACWA Energy Committee, and ACWA State Legislative Committee; and,

WHEREAS, Cathy Green has served in a leadership role at Orange County Water District (OCWD). She was appointed to the OCWD Board of Directors in November 2010 and was

elected to office in 2012, and re-elected in 2016 and 2020. She was selected by the Board to serve as its President in 2014-16, and 2022 through present. She also served as 1st Vice President from 2013-14 and 2018-22; and,

WHEREAS, Cathy Green currently serves as the Chair of the OCWD Executive Committee and the OCWD Joint Planning Committee; and,

WHEREAS, prior to Cathy Green's service on OCWD's Board, she was elected to two consecutive terms on the Huntington Beach City Council where she served two terms as mayor. Cathy Green has been involved as a council liaison and committee member on many city boards, commissions, and committees; and,

WHEREAS, it is the opinion of the Board of Directors of the San Juan Water District that Cathy Green possesses all of the qualities needed to fulfill the duties of the office of ACWA President; and,

NOW, THEREFORE, BE IT RESOLVED, that the San Juan Water District does hereby support the nomination of Cathy Green as a candidate for the office of ACWA President.

PASSED AND ADOPTED by the Board of Directors of the San Juan Water District on the 22nd day of March 2023, by the following vote:

AYES: DIRECTORS:
NOES: DIRECTORS:
ABSENT: DIRECTORS:

DAN RICH
President, Board of Directors

ATTEST

TERI GRANT
Secretary, Board of Directors



CATHY GREEN BIOGRAPHY

In December of 2021, Cathy Green was elected vice president of the Association of California Water Agencies (ACWA) for a two-year term. She has served as an active member of ACWA since 2012, including serving on ACWA's executive committee since 2020, the ACWA Board since 2016, and the Region 10 Board from 2012-2021. She held the position of ACWA Region 10 chair from 2018-2019 and served as vice chair from 2016-2017 and 2020-2021. Cathy Green has also served on several ACWA committees including the water quality committee since 2012, the energy committee since 2019, and the state legislative committee from 2012-2015.

Cathy Green was elected to the Orange County Water District (OCWD) Board of Directors in November 2010 and was re-elected in 2012, 2016 and 2020. She was selected by the Board to serve as its 2015, 2016 and 2023 president. She served as 1st vice president in 2013, 2014 and from 2020 to 2022.

Cathy Green currently serves as vice chair of National Water Research Institute, a 501c3 nonprofit that collaborates with water utilities, regulators, and researchers in innovative ways to help develop new, healthy, and sustainable sources of drinking water.

Prior to Cathy Green's service on OCWD's Board, she was elected to two consecutive terms on the Huntington Beach City Council where she served two terms as mayor. Cathy Green has been involved as a council liaison and committee member on many city boards, commissions and committees. She served on the Orange County Transportation Authority Board and was a director of OC Clean Tech.

Cathy Green serves on the boards of the Huntington Valley Boys and Girls Club and the Orange County Explorer Program; serves on the Huntington Beach City School District Medi-Cal Collaborative; is a director of the Prime Health Foundation and the Huntington Beach Hospital; is a member of the American Legion Unit 133 Auxiliary, Huntington Beach Community Emergency Response Team (CERT) and the Elks Lodge 1959; and is on the advisory board of the Bolsa Chica Conservancy. She is a founding member of Amigos de Bolsa Chica.

In addition, her community involvement has included serving as president of the Therapeutic Riding Center and the Huntington Beach Community Clinic, chair of the Orange County Emergency Medical Care Committee and of Explorer's/Learning for Life, first aid chair of Huntington Beach CERT, and board member of the OC Boy Scouts of America Council and American Family Housing.



Cathy Green is the recipient of many awards. Her most recent is a 2020 Boys and Girls Clubs of America National Service to Youth Award. In 2010, she was the recipient of the Spurgeon Award, and, in 2005, she was named Woman of the Year by then State Senator John Campbell. Other awards include the 2006 United Way Excellence in Child Care Planning, the 2007 Peace Maker Award from the Greater Huntington Beach Interfaith Council and the Golden West College Pillar of Achievement Award. She has also been recognized as Huntington Beach's Citizen of the Year by the Huntington Beach Chamber of Commerce, a Huntington Beach Soroptimist's Woman of Distinction and a Bolsa Chica Conservancy Conservator of the Year.

Cathy Green is a registered nurse and holds a degree in law. As a nurse, she worked in the health care areas of intensive care, student health, community health, and patient advocacy. In addition to nursing, she gained experience with a variety of environmental projects while associated with Lockhart and Associates.

Cathy Green has been a resident of Huntington Beach since 1970 where she raised her two children, Teresa and Tom, with her late husband Peter.



COMMITMENT · EXPERIENCE · LEADERSHIP

ACWA BOARD MEMBER

- ACWA Vice President (2022-current)
- Executive Committee (2020-current)
- Region 10 Chair (2018-2019)
- Region 10 Vice Chair (2016-2017, 2020-2021)
- Region 10 Board Member (2012-2021)

ACWA COMMITTEES

- Water Quality Committee (2012-current)
- Energy Committee (2019-current)
- State Legislative Committee (2012-2015)

ORANGE COUNTY WATER DISTRICT

- President (2015-2016, 2022-current)
- 1st Vice President (2013, 2014, 2019-2022)
- Director (2010-current)
- Joint Planning Committee: Chair
- Labor Ad Hoc Committee: Chair
- Communications/Legislative Liaison Committee: Vice Chair

CIVIC AND PROFESSIONAL EXPERIENCE

- Santa Ana River Flood Protection Agency: Chair
- CalDesal: Director
- City of Huntington Beach Mayor (2003, 2009)
- Councilwoman (2002-2010)
- Registered Nurse
- Law degree

My vision for ACWA is to embrace its motto -- Bringing Water Together -- which, for me, is about unifying ACWA members and working collaboratively with diverse stakeholders to find smart solutions to the challenges we are now facing.

STAFF REPORT

AGENDA ITEM VI-1.1

To: Board of Directors
From: Paul Helliker, General Manager
Date: March 22, 2023
Subject: General Manager's Monthly Report (February)

RECOMMENDED ACTION

For information only, no action requested.

TREATMENT PLANT OPERATIONS

Water Production

Item	2023	2022	Difference
Monthly Production AF	1,261.42	2,040.98	-38.2%
Daily Average MG	14.68	23.75	-38.2%
Annual Production AF	2,608.77	3,989.88	-34.6%

Water Turbidity

Item	February 2023	January 2023	Difference
Raw Water Turbidity NTU	5.06	5.18	-2%
Treated Water Turbidity NTU	0.021	0.015	40%
Monthly Turbidity Percentage Reduction	99.87%	99.66%	

*Folsom Lake Reservoir Storage Level AF**

Item	2023	2022	Difference
Lake Volume AF	561,616	524,563	7%

AF – Acre Feet

MG – Million Gallons

NTU – Nephelometric Turbidity Unit

* Total Reservoir Capacity: 977,000 AF

Other Items of Interest:

- None to report

SYSTEM OPERATIONS

Distribution Operations:

Item	February 2023	January 2023	Difference
Leaks and Repairs	4	6	-2
Mains Flushed	77	65	+12
Valves Exercised	0	0	0
Hydrants Maintenance	0	0	0
Back Flows Tested	234	192	+42
Customer Service Calls	26	35	-9

Distribution System Water Quality:

Water Quality Samples Taken	# Failed Samples	Supporting Information
40 Lab	0	
9 In-House	0	

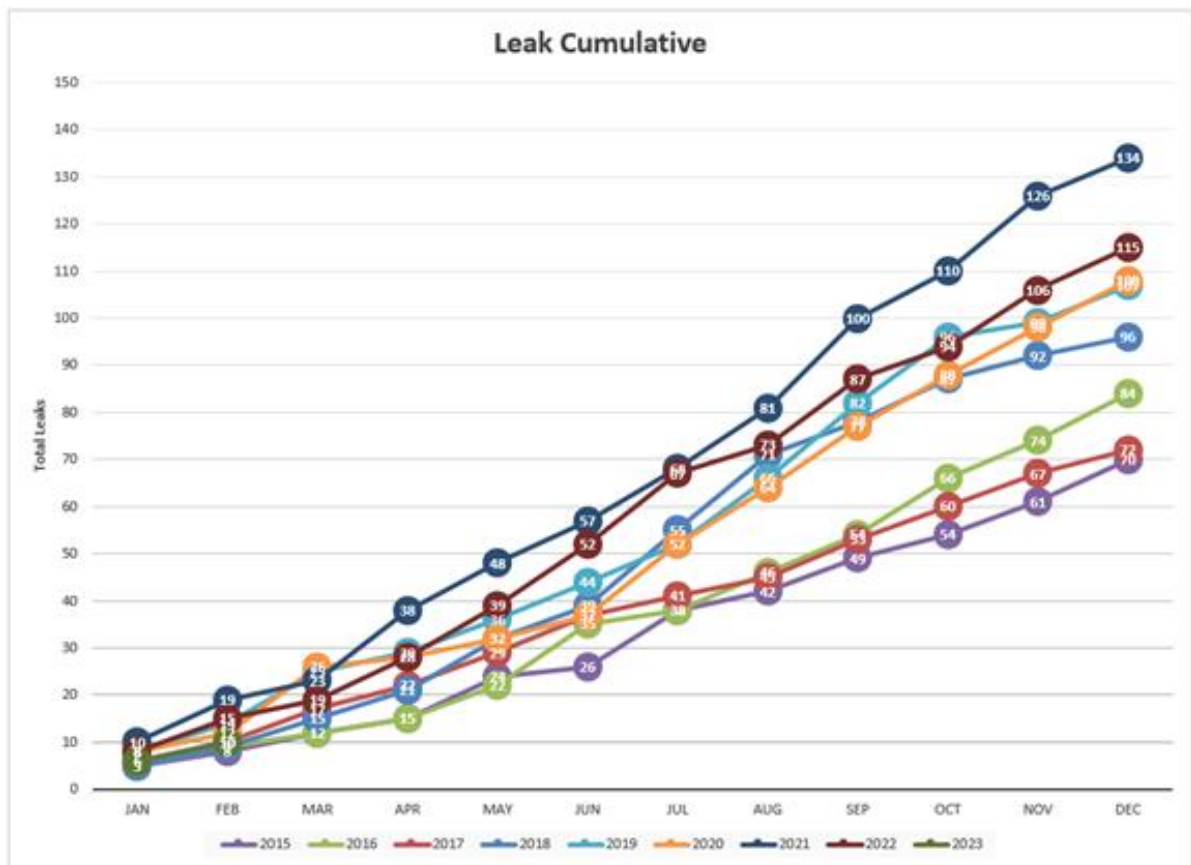


Figure 1: Annual Distribution System Leaks

Other Items of Interest:

- None

CUSTOMER SERVICE ACTIVITIES

Billing Information for Month of February

Total Number of Bills Issued	Total Number of Reminders Mailed	Total Number of Shut-off Notices Delivered	Total Number of Disconnections
4963	709	211	20

Water Efficiency Activities for February

Water Waste Complaints Received	Number of Customers Contacted for High Usage (potential leaks)	Number of Rebates Processed	Number of Meters Tested/Repaired (non-reads)
2	116	8	98

Other Activities

- None

ENGINEERING - NEW URBAN DEVELOPMENTS (SJWD Retail Service Area)

Project Title	Description	Status	Issues / Notes
Chula Acres	4-Lot Minor Subdivision (8149 Excelsior Ave)	In Construction	Water main installed. Construction in process.
GB Memory Care	Commercial Business (6400 Douglas Blvd)	In Design Review	Planning to begin construction in 2022
Premier Soleil (formerly Granite Bay Townhomes)	52-Lot Subdivision (Douglas, east of Auburn Folsom)	Construction complete	In project close-out
Greenside Parcel Split (5640 Macargo)	Minor parcel split of 2.0-Ac parcel into 3 lots	Approved for Construction	Design approved
Placer County Retirement Residence (3905 Old Auburn)	Commercial Business (145-Unit Multi-story Assisted Living Facility; 3865 Old Auburn Rd)	In Construction	Construction started October 2021
Pond View	Commercial Business (5620 5630 5640 Douglas Blvd)	Approved for Construction	Planning to begin construction in 2022
The Park at Granite Bay	56 lot Subdivision (SCB south of Annabelle)	In Construction	Construction started June 2022
The Residences at GB	4-Lot Minor Subdivision (NW Cor. Barton & E Rsvl Pkwy)	In Design Review	Project on hold
Ventura of GB	33-Lot High Density Subdivision (6832 Eureka Rd)	In Construction	Initially will only have one source of supply connection, planning for a future 2 nd connection
Whitehawk II	56-Lot Subdivision (Douglas, west of Barton)	Construction complete	In project close-out

Project Title	Description	Status	Issues / Notes
Rancho Del Oro Estates	89-Lot Subdivision (Olive Ranch Rd, east of Cavitt Stallman)	Construction complete	In project close-out
Canyon Terrace Apartments	Apartment Complex (7 new buildings; 1600 Canyon Terrace Lane)	In Construction	Construction started November 2022
Sierra College Self Storage (8455 Sierra College Blvd)	New 4-building self-storage facility	In Construction	Construction started August 2022

ENGINEERING - CAPITAL PROJECTS

Status Update for Current Retail Projects

Project Title	Description	Status	Issues / Notes
Eureka Rd Transmission Main Replacement	Replace approximately 3,925 LF of aged steel transmission pipeline	In Construction	Construction started February 2023
Spahn Ranch Rd. Main Extension	Install new pipeline; provides looped distribution network	In Design	Construction in FY 24/25
Kokila Reservoir Replacement	Replace existing hypalon lined and covered reservoir with a new concrete tank	In Design	Applying for SRF funding. Construction in FY 23/24
Canyon Falls Village PRS Replacement	Rehabilitation of an existing Pressure Reducing Station (PRV) located near the intersection of Canyon Falls Drive and Santa Juanita Ave.	East PRS is now completed, doing design for West PRS	Construction in FY 22/23
Upper Granite Bay Pump Station Generator Replacement	Replacing generator at Upper Granite Bay Pump Station	Construction complete	In project close-out
Bacon Pump Station Generator Replacement	Replacing generators at Bacon Pump Station	In Construction	Project delayed due to material lead time. Anticipate to start construction in December 2023.
Field Services 3-sided Parts Shelter	Construction of a 3-sided material storage shelter	On hold	Planning to rebid project in FY23/24
Service Line Replacement Projects (85/year)	Yearly program to replace 85 services per year as identified in the 2020 Retail Master Plan	In Design	Hidden Oaks (referred to as Shelborne) identified for replacement in FY22/23

Project Title	Description	Status	Issues / Notes
Air Release Valve Replacements (45/year for next 20 years)	Replacement of 45 Air Release Valves per year for the next 20 years as identified in the 2020 Retail Master Plan	In Design	Construction in FY22/23
Administration Building Electrical Panel Upgrade	Replacement of the electrical service at the Administration Building (50/50 split W/R)	In Design	Construction in FY22/23

Status Update for Current Wholesale Projects

Project Title	Description	Status (% Complete)	Issues/ Notes
Hinkle Liner & Cover Repl'mt	Replace both the hypalon cover and liner	In Construction	Applying for SRF funding. Construction in FY 22/23
Lime System Improvements	Improvements for the WTP's lime system control and feeder system	In Design	
Backwash Hood Rehabilitation and Rail Track Improvements	Rehabilitate or replace the two oldest Filter Backwash Hoods in the North and South basins, and replacement of the Rail Track.	In Design	
Baldwin Chnl Lining and Solar Field Culvert Replacement Project	Lining the Baldwin Ditch on the main campus to minimize costs for maintenance within the ditch and the replacement of the Solar Field Culvert to provide emergency discharge capacity to Baldwin Reservoir	In Construction	Construction of Solar Field Culvert underway. Construction of lining postponed until after Hinkle Reservoir is completed.
Wholesale Master Plan	Update of the 2005/07 Wholesale Master Plan	In Design	Final draft sent to WCAs for review.
Administration Building Electrical Panel Upgrade	Replacement of the electrical service at the Administration Building (50/50 split W/R)	In Design	Construction in FY22/23

SAFETY & REGULATORY TRAINING – February 2023

Training Course	Staff
Asbestos-Cement Pipe	Field Service
Asbestos Awareness	Maintenance
Lead Awareness	Field Service; Treatment
Fall Protection	Field Service; Treatment
Portable Ladder Safety	Field Service; Treatment
Defensive Driving / Driving Safety	All Staff

FINANCE/BUDGET

See attached



San Juan Water District, CA

Wholesale Operating Income Statement

Group Summary

For Fiscal: 2022-2023 Period Ending: 02/28/2023

Account	Original Total Budget	Current Total Budget	MTD Activity	YTD Activity	Budget Remaining
Fund: 010 - WHOLESALE					
Revenue					
41000 - Water Sales	11,003,900.00	11,003,900.00	0.00	7,469,908.52	3,533,991.48
43000 - Rebate	1,000.00	1,000.00	0.00	901.69	98.31
45000 - Other Operating Revenue	0.00	0.00	2.20	268.86	-268.86
49000 - Other Non-Operating Revenue	112,100.00	112,100.00	11,057.49	75,888.72	36,211.28
49900 - Investments in Fixed Assets	0.00	0.00	0.00	5,128.56	-5,128.56
Revenue Total:	11,117,000.00	11,117,000.00	11,059.69	7,552,096.35	3,564,903.65
Expense					
51000 - Salaries and Benefits	3,959,700.00	3,959,700.00	257,847.23	2,345,285.72	1,614,414.28
52000 - Debt Service Expense	686,300.00	686,300.00	0.00	364,716.24	321,583.76
53000 - Source of Supply	816,700.00	816,700.00	3,289.89	453,327.51	363,372.49
54000 - Professional Services	1,782,100.00	1,782,100.00	7,500.49	244,795.76	1,537,304.24
55000 - Maintenance	525,600.00	525,600.00	3,206.87	330,106.92	195,493.08
56000 - Utilities	205,000.00	205,000.00	360.80	149,801.78	55,198.22
57000 - Materials and Supplies	788,500.00	788,500.00	18,623.06	469,892.06	318,607.94
58000 - Public Outreach	56,500.00	56,500.00	0.00	30,019.29	26,480.71
59000 - Other Operating Expenses	596,600.00	596,600.00	4,103.56	379,693.62	216,906.38
69000 - Other Non-Operating Expenses	1,500.00	1,500.00	0.00	1,622.00	-122.00
69900 - Transfers Out	573,200.00	573,200.00	0.00	0.00	573,200.00
Expense Total:	9,991,700.00	9,991,700.00	294,931.90	4,769,260.90	5,222,439.10
Fund: 010 - WHOLESALE Surplus (Deficit):	1,125,300.00	1,125,300.00	-283,872.21	2,782,835.45	-1,657,535.45
Total Surplus (Deficit):	1,125,300.00	1,125,300.00	-283,872.21	2,782,835.45	

Fund Summary

Fund	Original Total Budget	Current Total Budget	MTD Activity	YTD Activity	Budget Remaining
010 - WHOLESAL	1,125,300.00	1,125,300.00	-283,872.21	2,782,835.45	-1,657,535.45
Total Surplus (Deficit):	1,125,300.00	1,125,300.00	-283,872.21	2,782,835.45	



San Juan Water District, CA

Wholesale Capital Income Statement

Group Summary

For Fiscal: 2022-2023 Period Ending: 02/28/2023

Account	Original Total Budget	Current Total Budget	MTD Activity	YTD Activity	Budget Remaining
Fund: 011 - Wholesale Capital Outlay					
Revenue					
42000 - Taxes & Assessments	1,273,000.00	1,273,000.00	2,085.08	758,975.00	514,025.00
44000 - Connection Fees	200,000.00	200,000.00	3,627.00	216,762.55	-16,762.55
49000 - Other Non-Operating Revenue	126,000.00	126,000.00	6,700.00	227,126.44	-101,126.44
49792 - Proceeds from Issuance of Debt	23,120,600.00	23,120,600.00	0.00	0.00	23,120,600.00
49990 - Transfer In	573,200.00	573,200.00	0.00	0.00	573,200.00
Revenue Total:	25,292,800.00	25,292,800.00	12,412.08	1,202,863.99	24,089,936.01
Expense					
55000 - Maintenance	70,000.00	70,000.00	0.00	47,555.36	22,444.64
61000 - Capital Outlay	25,361,900.00	25,361,900.00	1,250.00	6,753,322.00	18,608,578.00
Expense Total:	25,431,900.00	25,431,900.00	1,250.00	6,800,877.36	18,631,022.64
Fund: 011 - Wholesale Capital Outlay Surplus (Deficit):	-139,100.00	-139,100.00	11,162.08	-5,598,013.37	5,458,913.37
Total Surplus (Deficit):	-139,100.00	-139,100.00	11,162.08	-5,598,013.37	

Fund Summary

Fund	Original Total Budget	Current Total Budget	MTD Activity	YTD Activity	Budget Remaining
011 - Wholesale Capital Outlay	-139,100.00	-139,100.00	11,162.08	-5,598,013.37	5,458,913.37
Total Surplus (Deficit):	-139,100.00	-139,100.00	11,162.08	-5,598,013.37	



San Juan Water District, CA

Retail Operating Income Statement

Group Summary

For Fiscal: 2022-2023 Period Ending: 02/28/2023

Account	Original Total Budget	Current Total Budget	MTD Activity	YTD Activity	Budget Remaining
Fund: 050 - RETAIL					
Revenue					
41000 - Water Sales	15,114,200.00	15,114,200.00	965,347.92	7,801,312.23	7,312,887.77
45000 - Other Operating Revenue	631,500.00	631,500.00	17,975.99	297,492.11	334,007.89
49000 - Other Non-Operating Revenue	149,000.00	149,000.00	11,057.48	131,324.57	17,675.43
Revenue Total:	15,894,700.00	15,894,700.00	994,381.39	8,230,128.91	7,664,571.09
Expense					
41000 - Water Sales	0.00	0.00	1,070.38	2,945.22	-2,945.22
51000 - Salaries and Benefits	5,730,600.00	5,730,600.00	395,519.68	3,367,290.60	2,363,309.40
52000 - Debt Service Expense	406,500.00	406,500.00	0.00	249,817.55	156,682.45
53000 - Source of Supply	3,134,800.00	3,134,800.00	0.00	2,306,225.32	828,574.68
54000 - Professional Services	1,514,600.00	1,514,600.00	37,675.23	420,393.35	1,094,206.65
55000 - Maintenance	376,500.00	376,500.00	22,544.60	206,170.24	170,329.76
56000 - Utilities	412,500.00	412,500.00	360.79	331,960.86	80,539.14
57000 - Materials and Supplies	640,400.00	640,400.00	40,519.28	358,924.09	281,475.91
58000 - Public Outreach	80,000.00	80,000.00	0.00	25,272.50	54,727.50
59000 - Other Operating Expenses	781,400.00	781,400.00	28,670.30	540,650.47	240,749.53
69000 - Other Non-Operating Expenses	1,500.00	1,500.00	0.00	1,622.00	-122.00
69900 - Transfers Out	2,111,800.00	2,111,800.00	0.00	0.00	2,111,800.00
Expense Total:	15,190,600.00	15,190,600.00	526,360.26	7,811,272.20	7,379,327.80
Fund: 050 - RETAIL Surplus (Deficit):	704,100.00	704,100.00	468,021.13	418,856.71	285,243.29
Total Surplus (Deficit):	704,100.00	704,100.00	468,021.13	418,856.71	

Fund Summary

Fund	Original Total Budget	Current Total Budget	MTD Activity	YTD Activity	Budget Remaining
050 - RETAIL	704,100.00	704,100.00	468,021.13	418,856.71	285,243.29
Total Surplus (Deficit):	704,100.00	704,100.00	468,021.13	418,856.71	



San Juan Water District, CA

Retail Capital Income Statement

Group Summary

For Fiscal: 2022-2023 Period Ending: 02/28/2023

Account	Original Total Budget	Current Total Budget	MTD Activity	YTD Activity	Budget Remaining
Fund: 055 - Retail Capital Outlay					
Revenue					
42000 - Taxes & Assessments	1,273,000.00	1,273,000.00	2,085.08	758,975.00	514,025.00
44000 - Connection Fees	500,000.00	500,000.00	30,468.00	2,664,187.70	-2,164,187.70
49000 - Other Non-Operating Revenue	148,800.00	148,800.00	6,700.00	201,867.37	-53,067.37
49792 - Proceeds from Issuance of Debt	4,000,000.00	4,000,000.00	0.00	0.00	4,000,000.00
49990 - Transfer In	2,111,800.00	2,111,800.00	0.00	0.00	2,111,800.00
Revenue Total:	8,033,600.00	8,033,600.00	39,253.08	3,625,030.07	4,408,569.93
Expense					
54000 - Professional Services	210,000.00	210,000.00	0.00	0.00	210,000.00
61000 - Capital Outlay	13,472,100.00	13,472,100.00	231,646.05	2,295,101.66	11,176,998.34
Expense Total:	13,682,100.00	13,682,100.00	231,646.05	2,295,101.66	11,386,998.34
Fund: 055 - Retail Capital Outlay Surplus (Deficit):	-5,648,500.00	-5,648,500.00	-192,392.97	1,329,928.41	-6,978,428.41
Total Surplus (Deficit):	-5,648,500.00	-5,648,500.00	-192,392.97	1,329,928.41	

Fund Summary

Fund	Original Total Budget	Current Total Budget	MTD Activity	YTD Activity	Budget Remaining
055 - Retail Capital Outlay	-5,648,500.00	-5,648,500.00	-192,392.97	1,329,928.41	-6,978,428.41
Total Surplus (Deficit):	-5,648,500.00	-5,648,500.00	-192,392.97	1,329,928.41	

Summary

Project Summary

Project Number	Project Name	Total Revenue	Total Expense	Revenue Over/ (Under) Expenses
191235	Solar Site Access Culvert Replacement	17,675.00	394,540.31	-376,865.31
191255	WTP Filter Basins Rehab Project	-28,605.18	31,451.99	-60,057.17
191280	Hinkle Reservoir Cover	168,147.49	6,275,410.14	-6,107,262.65
195265	Douglas Booster Pump Station Electric	0.00	7,126.23	-7,126.23
201111	Hinkle Reservoir Overflow Channel Lin	0.00	2,221.57	-2,221.57
201144	Hinkle Reservoir Temporary Tanks anc	0.00	24,917.14	-24,917.14
205156	Field Services Sewer Lift Station	0.00	5,017.37	-5,017.37
211148	Admin Building Electrical Improvemen	0.00	2,460.00	-2,460.00
215105	Eureka Road 18" T-main Design	46,510.47	1,103,252.11	-1,056,741.64
215114	Bacon Pump Station Generator Repla	0.00	43,006.00	-43,006.00
215117	Upper Granite Bay Pump Station Gene	8,856.43	185,919.23	-177,062.80
215120	Kokila Reservoir (Replace Hypalon wtl	0.00	10,638.30	-10,638.30
221125	Admin PG&E Building Electrical Service	0.00	2,500.00	-2,500.00
225166	Meter Replacement Program Route 6	0.00	21,660.21	-21,660.21
225170	Meter Replacement Program Route 7	0.00	45,016.53	-45,016.53
225174	Meter Replacement Program Route 8	0.00	51,809.24	-51,809.24
235104	FY 2022-23 Air/Vacuum Relief Valve I	0.00	12,992.50	-12,992.50
235106	FY 2022-23 Service Lateral Replaceme	0.00	133,224.99	-133,224.99
235116	Hydrant Replacements FY 2022-2023	0.00	147,854.53	-147,854.53
235118	Twin Rocks/Vogel Valley Probe Meter	0.00	4,718.49	-4,718.49
Project Totals:		212,584.21	8,505,736.88	-8,293,152.67

Group Summary

Group	Total Revenue	Total Expense	Revenue Over/ (Under) Expenses
CIP - Asset	212,584.21	8,498,259.51	-8,285,675.30
CIP - Asset Unplanned	0.00	7,477.37	-7,477.37
Group Totals:	212,584.21	8,505,736.88	-8,293,152.67

Type Summary

Type	Total Revenue	Total Expense	Revenue Over/ (Under) Expenses
Administration	0.00	4,960.00	-4,960.00
Engineering	55,366.90	1,523,298.07	-1,467,931.17
Field Services	0.00	276,076.37	-276,076.37
Water Treatment Plant	157,217.31	6,701,402.44	-6,544,185.13
Type Totals:	212,584.21	8,505,736.88	-8,293,152.67

GL Account Summary

GL Account Number	GL Account Name	Total Revenue	Total Expense	Revenue Over/ (Under) Expenses
011-20030	Retentions Payable	-157,217.31	0.00	-157,217.31
011-700-61120	Capital Outlay - Improvements...	0.00	394,540.31	394,540.31
011-700-61140	Capital Outlay - Buildings & Im...	0.00	2,480.00	2,480.00
011-700-61145	Capital Outlay - WTP & Improv...	0.00	31,451.99	31,451.99
011-700-61155	Capital Outlay - Reservoirs & I...	0.00	6,302,548.85	6,302,548.85
055-20030	Retentions Payable	-55,366.90	0.00	-55,366.90
055-700-61135	Capital Outlay - Pump Stations...	0.00	236,051.46	236,051.46
055-700-61140	Capital Outlay - Buildings & Im...	0.00	2,480.00	2,480.00
055-700-61150	Capital Outlay - Mains/Pipeline...	0.00	1,397,324.13	1,397,324.13
055-700-61153	Capital Outlay - Meters and En...	0.00	118,485.98	118,485.98
055-700-61155	Capital Outlay - Reservoirs & I...	0.00	10,638.30	10,638.30
055-700-61160	Capital Outlay - Equipment and..	0.00	9,735.86	9,735.86
GL Account Totals:		-212,584.21	8,505,736.88	8,293,152.67



San Juan Water District, CA

Balance Sheet

Account Summary

As Of 02/28/2023

Account	010 - WHOLESALE	011 - Wholesale Capital Outlay	050 - RETAIL	055 - Retail Capital Outlay	Total
Asset					
Type: 1000 - Assets					
10010 - Cash and Investments	3,647,500.34	13,269,947.77	3,225,484.20	17,419,153.44	37,562,085.75
10510 - Accounts Receivable	1,325,649.05	0.01	475,034.34	-0.01	1,800,683.39
11000 - Inventory	4,747.47	0.00	291,881.72	95,857.40	392,486.59
12000 - Prepaid Expense	40,418.35	0.00	5,555.94	0.00	45,974.29
12850 - Lease Receivable	266,068.85	0.00	216,725.65	0.00	482,794.50
14010 - Deferred Outflows	2,490,432.85	0.00	2,576,156.97	0.00	5,066,589.82
17010 - Capital Assets - Work in Progress	1,503,075.24	0.00	1,107,805.35	0.00	2,610,880.59
17150 - Capital Assets - Land Non-depreciable	120,712.00	0.00	166,272.00	0.00	286,984.00
17160 - Capital Assets - Improvements Other Than Buildings	831,038.09	0.00	100,903.30	0.00	931,941.39
17200 - Capital Assets - Pump Stations & Improvements	7,047,178.00	0.00	6,817,987.72	0.00	13,865,165.72
17300 - Capital Assets - Buildings & Improvements	1,279,892.05	0.00	275,982.16	0.00	1,555,874.21
17350 - Capital Assets - Water Treatment Plant & Imp	41,943,155.93	0.00	16,000.00	0.00	41,959,155.93
17400 - Capital Assets - Mains/Pipelines & Improvements	28,130,034.95	0.00	49,102,548.79	0.00	77,232,583.74
17500 - Capital Assets - Reservoirs & Improvements	4,808,912.39	0.00	2,492,421.90	0.00	7,301,334.29
17700 - Capital Assets - Equipment & Furniture	13,757,726.59	0.00	1,153,254.13	0.00	14,910,980.72
17750 - Capital Assets - Vehicles	325,255.84	0.00	847,640.30	0.00	1,172,896.14
17800 - Capital Assets - Software	265,814.52	0.00	593,375.80	0.00	859,190.32
17850 - Capital Assets - Intangible	666,196.00	0.00	0.00	0.00	666,196.00
17900 - Less Accumulated Depreciation	-43,723,660.79	0.00	-31,677,772.98	0.00	-75,401,433.77
Total Type 1000 - Assets:	64,730,147.72	13,269,947.78	37,787,257.29	17,515,010.83	133,302,363.62
Total Asset:	64,730,147.72	13,269,947.78	37,787,257.29	17,515,010.83	133,302,363.62
Liability					
Type: 1000 - Assets					
10510 - Accounts Receivable	0.00	0.00	110,501.30	0.00	110,501.30
Total Type 1000 - Assets:	0.00	0.00	110,501.30	0.00	110,501.30
Type: 2000 - Liabilities					
20010 - Accounts Payable	21,804.72	23,460.02	70,714.35	214,520.10	330,499.19
20100 - Retentions Payable	0.00	422,723.12	0.00	64,129.10	486,852.22
20150 - Customer Deposits	2,848.65	0.00	0.00	0.00	2,848.65
21200 - Salaries & Benefits Payable	32,845.77	0.00	64,320.49	0.00	97,166.26
21250 - Payroll Taxes Payable	0.01	0.00	-0.01	0.00	0.00
21300 - Compensated Absences	425,156.74	0.00	514,876.55	0.00	940,033.29
21373 - Deferred Inflows of Resources - Leases	257,037.09	0.00	0.00	0.00	257,037.09

Balance Sheet

As Of 02/28/2023

Account	010 - WHOLESALE	011 - Wholesale Capital Outlay	050 - RETAIL	055 - Retail Capital Outlay	Total
21500 - Premium on Issuance of Bonds Series 2017	1,114,154.56	0.00	626,711.94	0.00	1,740,866.50
21600 - OPEB Liability	1,473,961.49	0.00	1,875,297.61	0.00	3,349,259.10
21700 - Pension Liability	-1,149,020.76	0.00	-1,462,390.71	0.00	-2,611,411.47
22010 - Deferred Income	0.00	0.00	164,298.85	0.00	164,298.85
22050 - Deferred Inflows	3,188,589.36	0.00	4,107,615.00	0.00	7,296,204.36
23000 - Loans Payable	470,345.35	0.00	248,868.59	0.00	719,213.94
24250 - Bonds Payable 2017 Refunding	14,195,800.00	0.00	7,944,200.00	0.00	22,140,000.00
24300 - Loan - Refunding	4,825,313.63	0.00	2,620,009.05	0.00	7,445,322.68
Total Type 2000 - Liabilities:	24,858,836.61	446,183.14	16,774,521.71	278,649.20	42,358,190.66
Total Liability:	24,858,836.61	446,183.14	16,885,023.01	278,649.20	42,468,691.96
Equity					
Type: 3000 - Equity					
30100 - Investment in Capital Assets	36,581,914.76	0.00	19,647,206.02	0.00	56,229,120.78
30500 - Designated Reserves	506,560.90	18,421,778.01	836,171.55	14,880,183.22	34,644,693.68
30600 - Restricted Fund Balance	0.00	0.00	0.00	1,026,250.00	1,026,250.00
Total Type 3000 - Equity:	37,088,475.66	18,421,778.01	20,483,377.57	15,906,433.22	91,900,064.46
Total Total Beginning Equity:	37,088,475.66	18,421,778.01	20,483,377.57	15,906,433.22	91,900,064.46
Total Revenue	7,552,096.35	1,202,863.99	8,230,128.91	3,625,030.07	20,610,119.32
Total Expense	4,769,260.90	6,800,877.36	7,811,272.20	2,295,101.66	21,676,512.12
Revenues Over/Under Expenses	2,782,835.45	-5,598,013.37	418,856.71	1,329,928.41	-1,066,392.80
Total Equity and Current Surplus (Deficit):	39,871,311.11	12,823,764.64	20,902,234.28	17,236,361.63	90,833,671.66
Total Liabilities, Equity and Current Surplus (Deficit):	64,730,147.72	13,269,947.78	37,787,257.29	17,515,010.83	133,302,363.62



San Juan Water District, CA

Check Report

By Vendor Name

Date Range: 02/01/2023 - 02/28/2023

Vendor Number	Vendor Name	Payment Date	Payment Type	Discount Amount	Payment Amount	Number
Bank Code: APBNK-APBNK						
	Void	02/14/2023	Regular	0.00	0.00	58693
	Void	02/14/2023	Regular	0.00	0.00	58706
	Void	02/28/2023	Regular	0.00	0.00	58757
	Void	02/07/2023	EFT	0.00	0.00	408441
	Void	02/07/2023	EFT	0.00	0.00	408442
	Void	02/21/2023	EFT	0.00	0.00	408465
01061	All Electric Motors, Inc.	02/21/2023	Regular	0.00	12,294.52	58722
03845	All Pro Backflow, Inc.	02/14/2023	Regular	0.00	5,350.00	58683
03845	All Pro Backflow, Inc.	02/21/2023	Regular	0.00	7,700.00	58723
03406	Alpha Analytical Laboratories Inc.	02/14/2023	Regular	0.00	2,255.50	58684
03406	Alpha Analytical Laboratories Inc.	02/21/2023	Regular	0.00	450.00	58724
03406	Alpha Analytical Laboratories Inc.	02/28/2023	Regular	0.00	200.00	58747
01039	American Family Life Assurance Company of Colu	02/20/2023	Bank Draft	0.00	298.71	Q386902-20-20:
01039	American Family Life Assurance Company of Colu	02/20/2023	Bank Draft	0.00	298.71	Q386902-20-20:
01026	American River Ace Hardware, Inc.	02/14/2023	Regular	0.00	74.62	58685
01026	American River Ace Hardware, Inc.	02/21/2023	Regular	0.00	65.92	58725
03838	Aria Service Group	02/14/2023	EFT	0.00	1,564.00	408446
01328	Association of California Water Agencies / Joint P	02/07/2023	EFT	0.00	8,141.96	408440
01328	Association of California Water Agencies / Joint P	02/21/2023	EFT	0.00	7,428.24	408464
01164	Backflow Distributors Inc	02/21/2023	Regular	0.00	461.10	58726
01164	Backflow Distributors Inc	02/28/2023	Regular	0.00	219.68	58748
03789	Banner Bank	02/14/2023	Regular	0.00	127,978.13	58686
03789	Banner Bank	02/28/2023	Regular	0.00	121,487.50	58749
03758	Barry W. Leeder, Inc.	02/21/2023	EFT	0.00	295.00	408466
03899	Bennett Engineering Services Inc	02/14/2023	EFT	0.00	2,420.00	408447
03594	Borges & Mahoney, Inc.	02/14/2023	Regular	0.00	1,062.10	58687
01234	Bryce HR Consulting, Inc.	02/21/2023	EFT	0.00	2,614.00	408467
01242	Bureau of Reclamation-MPR	02/07/2023	EFT	0.00	28,631.50	408443
01242	Bureau of Reclamation-MPR	02/21/2023	EFT	0.00	14,701.11	408468
01282	California Independent System Operator Corporat	02/14/2023	EFT	0.00	145.80	408448
03080	California State Disbursement Unit	02/03/2023	Bank Draft	0.00	1,741.26	PAY00000000004
03080	California State Disbursement Unit	02/03/2023	Bank Draft	0.00	1.50	PAY00000000004
03080	California State Disbursement Unit	02/17/2023	Bank Draft	0.00	1,741.26	PAY00000000004
03080	California State Disbursement Unit	02/17/2023	Bank Draft	0.00	1.50	PAY00000000004
03078	CalPERS Health	02/07/2023	Bank Draft	0.00	46,015.71	1002298946
03078	CalPERS Health	02/07/2023	Bank Draft	0.00	49,211.18	1002298946
03078	CalPERS Health	02/07/2023	Bank Draft	0.00	913.74	1002298946
03078	CalPERS Health	02/07/2023	Bank Draft	0.00	49,915.31	1002298946
03078	CalPERS Health	02/07/2023	Bank Draft	0.00	2,375.72	1002298946
03130	CalPERS Retirement	02/03/2023	Bank Draft	0.00	37,516.40	1002297172
03130	CalPERS Retirement	02/17/2023	Bank Draft	0.00	37,362.32	1002307012
03221	Chemtrade Chemicals Corporation	02/07/2023	EFT	0.00	8,836.16	408444
03221	Chemtrade Chemicals Corporation	02/21/2023	EFT	0.00	8,895.98	408469
01366	Citistreet/CalPERS 457	02/03/2023	Bank Draft	0.00	6,827.71	1002297175
01366	Citistreet/CalPERS 457	02/17/2023	Bank Draft	0.00	6,827.71	1002307015
01372	City of Folsom	02/07/2023	Regular	0.00	2,588.00	58677
01372	City of Folsom	02/14/2023	Regular	0.00	6,049.31	58688
01372	City of Folsom	02/21/2023	Regular	0.00	39.67	58727
01375	City of Sacramento	02/28/2023	Regular	0.00	6,357.00	58750
01378	Clark Pest Control of Stockton	02/14/2023	Regular	0.00	490.00	58689
03235	Construction Supply Holdings II, LLC	02/21/2023	Regular	0.00	78.58	58728
01423	County of Sacramento	02/07/2023	Regular	0.00	351.00	58678
01433	Crusader Fence Co., Inc.	02/21/2023	Regular	0.00	5,229.00	58729
03890	Datalink Networks, Inc.	02/14/2023	EFT	0.00	1,400.00	408449

Check Report

Date Range: 02/01/2023 - 02/28/2023

Vendor Number	Vendor Name	Payment Date	Payment Type	Discount Amount	Payment Amount	Number
01521	DataProse, LLC	02/21/2023	EFT	0.00	4,184.55	408470
03891	DC Solar Electric Inc	02/14/2023	EFT	0.00	1,207.85	408450
03548	Digital Deployment, Inc.	02/14/2023	EFT	0.00	4,800.00	408451
03163	Economic Development Department	02/03/2023	Bank Draft	0.00	9,618.17	0-292-472-544
03163	Economic Development Department	02/17/2023	Bank Draft	0.00	9,175.66	1-395-930-848
03776	EETS Inc.	02/21/2023	EFT	0.00	3,500.00	408471
03749	Eide Bailly LLP	02/14/2023	EFT	0.00	1,600.00	408452
01554	Electrical Equipment Co	02/14/2023	Regular	0.00	1,664.51	58690
01574	Endress + Hauser, Inc.	02/14/2023	EFT	0.00	1,159.08	408453
03923	English Crane Service LLC	02/28/2023	Regular	0.00	1,960.00	58751
03699	Enviromental System Research Institute, Inc.	02/14/2023	EFT	0.00	28,000.00	408454
01611	Ferguson Enterprises, Inc	02/14/2023	EFT	0.00	3,001.43	408455
01611	Ferguson Enterprises, Inc	02/21/2023	EFT	0.00	368.93	408472
03702	Flowline Contractors, Inc.	02/14/2023	Regular	0.00	4,178.00	58691
03702	Flowline Contractors, Inc.	02/21/2023	Regular	0.00	9,910.00	58730
01630	FM Graphics, Inc.	02/07/2023	Regular	0.00	691.76	58679
01634	Folsom Lake Ford, Inc.	02/28/2023	Regular	0.00	82.79	58752
03870	Genuine Parts Company	02/07/2023	Regular	0.00	327.86	58680
03091	Granite Bay Ace Hardware	02/14/2023	Regular	0.00	1,235.41	58692
03091	Granite Bay Ace Hardware	02/21/2023	Regular	0.00	33.74	58731
01706	Graymont Western US Inc.	02/21/2023	EFT	0.00	7,307.01	408473
01721	Hach Company	02/28/2023	EFT	0.00	1,417.44	408481
01733	Harris Industrial Gases	02/28/2023	Regular	0.00	102.91	58753
01738	Hazardous Disposal Specialists, Inc.	02/21/2023	EFT	0.00	2,720.00	408474
01741	HDR Engineering, Inc.	02/21/2023	EFT	0.00	2,575.45	408475
01741	HDR Engineering, Inc.	02/28/2023	EFT	0.00	4,934.31	408482
03810	Hildebrand Consulting, LLC	02/14/2023	Regular	0.00	5,520.00	58694
01763	Holt of California	02/14/2023	Regular	0.00	1,642.32	58695
03072	HUNT & SONS INC.	02/14/2023	Regular	0.00	1,138.50	58696
03383	Inferrera Construction Management Group, Inc.	02/14/2023	Regular	0.00	113,329.50	58697
01794	Innovyze, Inc	02/14/2023	EFT	0.00	7,160.00	408456
03164	Internal Revenue Service	02/03/2023	Bank Draft	0.00	53,243.16	2703434525689
03164	Internal Revenue Service	02/17/2023	Bank Draft	0.00	53,347.98	2703448548049
01959	Les Schwab Tire Centers of California Inc	02/14/2023	Regular	0.00	2,888.16	58698
01959	Les Schwab Tire Centers of California Inc	02/21/2023	Regular	0.00	1,656.52	58732
02024	MCI WORLDCOM	02/14/2023	Regular	0.00	55.18	58699
02024	MCI WORLDCOM	02/28/2023	Regular	0.00	57.13	58754
02027	Mcmaster-Carr Supply Company	02/14/2023	EFT	0.00	1,675.70	408457
02027	Mcmaster-Carr Supply Company	02/21/2023	EFT	0.00	34.18	408476
02093	NDS Solutions, Inc	02/14/2023	Regular	0.00	1,948.26	58700
03402	Normac, Inc	02/21/2023	Regular	0.00	322.53	58733
02131	ODP Business Solutions, LLC	02/14/2023	Regular	0.00	469.90	58701
02131	ODP Business Solutions, LLC	02/21/2023	Regular	0.00	323.22	58734
02150	Pace Supply Corp	02/14/2023	Regular	0.00	1,782.54	58702
02150	Pace Supply Corp	02/21/2023	Regular	0.00	2,930.57	58735
02150	Pace Supply Corp	02/28/2023	Regular	0.00	10,391.84	58755
02158	Pacific Storage Company	02/28/2023	EFT	0.00	88.33	408483
03756	Paul Hills Land Development LLC	02/21/2023	Regular	0.00	2,667.08	58736
02146	PG&E	02/07/2023	Regular	0.00	2,500.00	58681
02146	PG&E	02/28/2023	Regular	0.00	13,394.48	58756
02206	Placer County Clerk-Recorder-Registrar	02/14/2023	Regular	0.00	750.00	58703
02206	Placer County Clerk-Recorder-Registrar	02/21/2023	Regular	0.00	50.00	58737
02216	Placer County Public Works	02/21/2023	Regular	0.00	75.00	58738
02275	Ramos Oil Recyclers Inc	02/14/2023	Regular	0.00	828.95	58704
02283	Recology Auburn Placer	02/21/2023	Regular	0.00	721.59	58739
02223	Rexel Inc (Platt - Rancho Cordova)	02/14/2023	Regular	0.00	12,463.75	58705
02223	Rexel Inc (Platt - Rancho Cordova)	02/28/2023	Regular	0.00	703.26	58759
02293	RFI Enterprises, Inc.	02/21/2023	EFT	0.00	52.88	408477
03828	Richard D. Jones, A Professional Law Corporation	02/14/2023	Regular	0.00	2,092.50	58707
03828	Richard D. Jones, A Professional Law Corporation	02/28/2023	Regular	0.00	2,424.57	58760
02371	Sacramento County Municipal Services Agency	02/07/2023	Regular	0.00	365.75	58682

Check Report

Date Range: 02/01/2023 - 02/28/2023

Vendor Number	Vendor Name	Payment Date	Payment Type	Discount Amount	Payment Amount	Number
02357	Sacramento Municipal Utility District (SMUD)	02/28/2023	Regular	0.00	11,606.83	58761
02394	Safety Center Incorporated	02/14/2023	EFT	0.00	2,300.00	408458
02459	Sierra Safety Company	02/28/2023	Regular	0.00	257.40	58762
02461	Sierra Trench Protection Rentals and Sales	02/21/2023	Regular	0.00	73.73	58740
02514	State Water Resources Control Board - SWRCB	02/14/2023	Regular	0.00	49,870.21	58708
02517	Steve P Rados, Inc.	02/14/2023	EFT	0.00	2,431,584.38	408459
02517	Steve P Rados, Inc.	02/28/2023	EFT	0.00	2,192,849.37	408484
03830	Stoel Rives LLP	02/14/2023	EFT	0.00	11,670.50	408460
03830	Stoel Rives LLP	02/28/2023	EFT	0.00	4,176.00	408485
01641	Sun Life Assurance Company of Canada	02/07/2023	Bank Draft	0.00	10,753.78	929635
01411	SureWest Telephone	02/21/2023	Regular	0.00	2,970.77	58741
02572	Thatcher Company of California, Inc.	02/14/2023	EFT	0.00	13,800.00	408461
02580	The Eidam Corporation	02/28/2023	EFT	0.00	2,585.00	408486
02581	The Ferguson Group, LLC	02/21/2023	EFT	0.00	6,750.00	408478
03799	Thrikettle Corporation	02/14/2023	Regular	0.00	9,378.13	58709
03799	Thrikettle Corporation	02/21/2023	Regular	0.00	20,477.24	58742
03799	Thrikettle Corporation	02/28/2023	Regular	0.00	1,569.55	58763
02622	Total Compensation Systems, Inc.	02/21/2023	Regular	0.00	855.00	58743
02624	Trace Analytics LLC	02/28/2023	Regular	0.00	742.16	58764
03846	U.S. Bancorp Asset Management, Inc.	02/14/2023	EFT	0.00	1,006.47	408462
02281	UBEO West, LLC	02/28/2023	Regular	0.00	4.72	58758
02651	United Parcel Service Inc	02/14/2023	Regular	0.00	60.00	58710
02651	United Parcel Service Inc	02/28/2023	Regular	0.00	50.13	58765
03077	VALIC	02/03/2023	Bank Draft	0.00	4,523.07	257597
03077	VALIC	02/17/2023	Bank Draft	0.00	4,501.88	259393
02690	Verizon Wireless	02/28/2023	Regular	0.00	2,805.75	58766
02700	Viking Shred LLC	02/14/2023	Regular	0.00	64.00	58711
01687	W. W. Grainger, Inc.	02/14/2023	Regular	0.00	96.55	58712
01687	W. W. Grainger, Inc.	02/21/2023	Regular	0.00	456.60	58744
02710	WageWorks, Inc	02/21/2023	EFT	0.00	116.00	408479
03387	WageWorks, Inc	02/07/2023	EFT	0.00	349.00	408445
03387	WageWorks, Inc	02/21/2023	EFT	0.00	349.00	408480
01068	Walker, Glenn C.	02/14/2023	Regular	0.00	1,382.36	58713
03791	Water Systems Consulting, Inc.	02/28/2023	EFT	0.00	7,682.38	408487
03831	Water Works Engineers, LLC	02/14/2023	Regular	0.00	553.63	58714
03831	Water Works Engineers, LLC	02/28/2023	Regular	0.00	4,042.77	58767
02730	Western Area Power Administration	02/14/2023	EFT	0.00	2,473.00	408463
02730	Western Area Power Administration	02/28/2023	EFT	0.00	2,474.00	408488
03920	Western Municipal Water District	02/21/2023	Regular	0.00	308.95	58745
02743	Wienhoff & Associates, Inc.	02/21/2023	Regular	0.00	50.00	58746

Bank Code APBNK Summary

Payment Type	Payable Count	Payment Count	Discount	Payment
Regular Checks	162	81	0.00	612,138.19
Manual Checks	0	0	0.00	0.00
Voided Checks	0	3	0.00	0.00
Bank Drafts	22	22	0.00	386,212.44
EFT's	78	49	0.00	4,841,025.99
	262	155	0.00	5,839,376.62

All Bank Codes Check Summary

Payment Type	Payable Count	Payment Count	Discount	Payment
Regular Checks	162	81	0.00	612,138.19
Manual Checks	0	0	0.00	0.00
Voided Checks	0	3	0.00	0.00
Bank Drafts	22	22	0.00	386,212.44
EFT's	78	49	0.00	4,841,025.99
	262	155	0.00	5,839,376.62

Fund Summary

Fund	Name	Period	Amount
999	INTERCOMPANY	2/2023	5,839,376.62
			5,839,376.62



San Juan Water District, CA

Vendor History Report

By Vendor Name

Posting Date Range 07/01/2022 - 02/28/2023

Payment Date Range -

Payable Number	Description	Post Date	1099	Payment Number	Payment Date	Amount	Shipping	Tax	Discount	Net	Payment	
Item Description	Units	Price	Amount	Account Number	Account Name	Dist Amount						
Vendor Set: 01 - Vendor Set 01												
02556 - Costa, Ted												
Exp Reimb 12-2022	Mileage Riem ACWA Fall Conf 11/28-12/2/2212/2/2022			408330	12/13/2022	564.10	0.00	0.00	0.00	564.10	564.10	
Mileage Riem ACWA Fall	0.00	0.00	564.10	010-010-52110	Training - Meetings, Education & Trai	282.05						
				050-010-52110	Training - Meetings, Education & Trai	282.05						
03092 - Rich, Dan												
Exp Reimb 12-2022	Mileage Reimb 11 & 12/2022 , ACWA Conf 1112/1/2022			408339	12/13/2022	1,408.21	0.00	0.00	0.00	1,408.21	1,408.21	
Mileage Reimb 11 & 12/2	0.00	0.00	1,408.21	010-010-52110	Training - Meetings, Education & Trai	704.10						
				050-010-52110	Training - Meetings, Education & Trai	704.11						
Vendors: (2)						Total 01 - Vendor Set 01:	1,972.31	0.00	0.00	0.00	1,972.31	1,972.31
Vendors: (2)						Report Total:	1,972.31	0.00	0.00	0.00	1,972.31	1,972.31



Payroll Set: 01-San Juan Water District

Employee Number	Employee Name	Pay Code	# of Payments	Units	Pay Amount
0690	Costa, Ted	Reg - Regular Hours	8	46.00	5,750.00
			0690 - Costa Total:	46.00	5,750.00
0670	Miller, Ken	Reg - Regular Hours	7	20.00	2,500.00
			0670 - Miller Total:	20.00	2,500.00
1003	Rich, Daniel	Reg - Regular Hours	8	22.00	2,750.00
			1003 - Rich Total:	22.00	2,750.00
0650	Tobin, Pamela	Reg - Regular Hours	8	77.00	9,625.00
			0650 - Tobin Total:	77.00	9,625.00
1039	Zamorano, Manuel	Reg - Regular Hours	7	18.00	2,250.00
			1039 - Zamorano Total:	18.00	2,250.00
			Report Total:	183.00	22,875.00



Payroll Set: 01-San Juan Water District

<u>Account</u>	<u>Account Description</u>	<u>Units</u>	<u>Pay Amount</u>
010-010-58110	Director - Stipend	91.50	11,437.50
	010 - WHOLESALE Total:	91.50	11,437.50
050-010-58110	Director - Stipend	91.50	11,437.50
	050 - RETAIL Total:	91.50	11,437.50
	Report Total:	183.00	22,875.00



Payroll Set: 01-San Juan Water District

<u>Pay Code</u>	<u>Description</u>	<u># of Payments</u>	<u>Units</u>	<u>Pay Amount</u>
Reg - Regular Hours	Regular Hours	38	183.00	22,875.00
		Report Total:	183.00	22,875.00

2022/23 Actual Deliveries and Revenue - By Wholesale Customer Agency

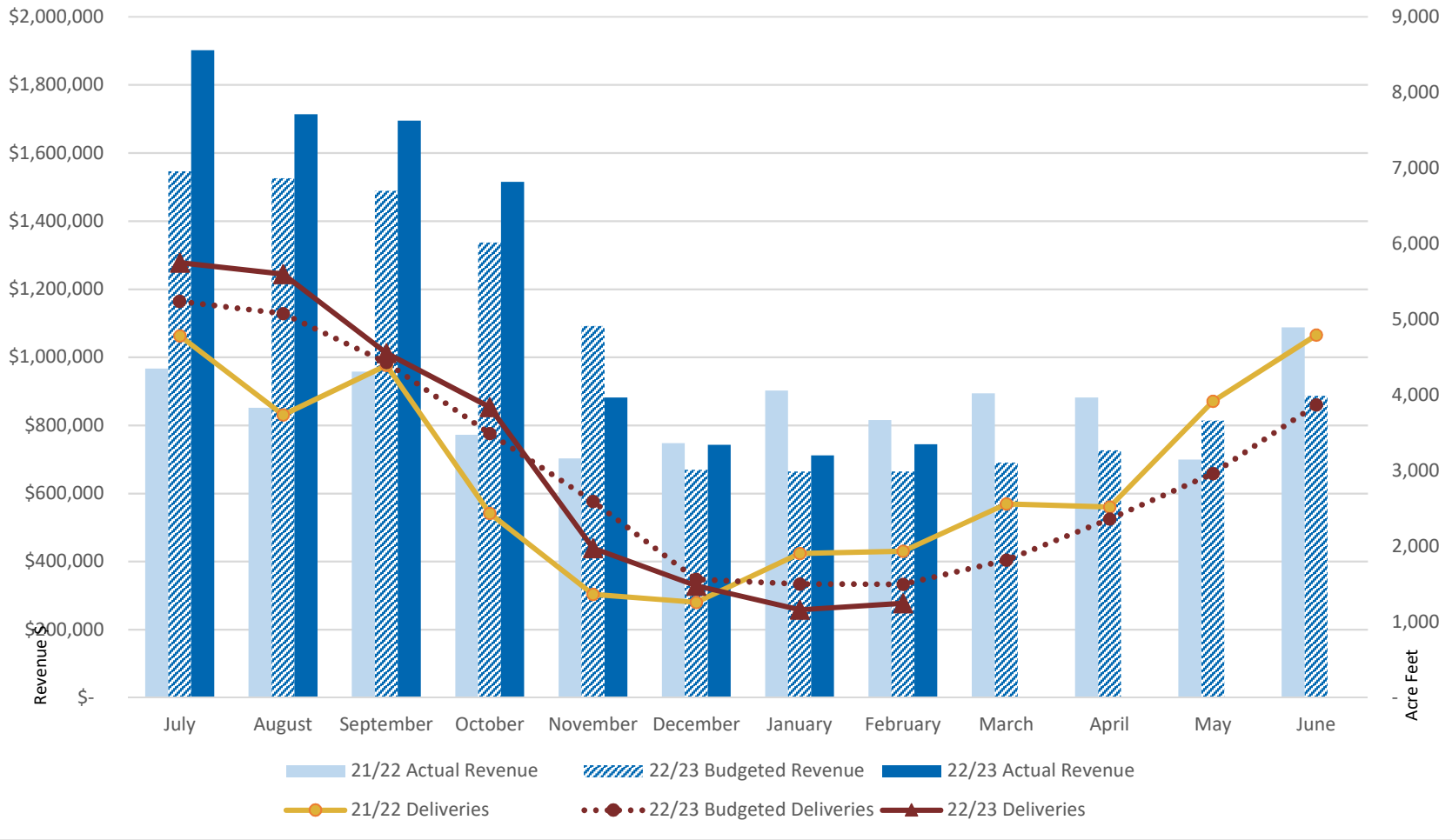
July 2022 -February 2023								
	Budgeted Deliveries	Budgeted Revenue	Actual Deliveries	Actual Revenue	Delivery Variance		Revenue Variance	
San Juan Retail	7,445	\$ 2,159,198	7,688	\$ 2,165,314	243	3.3%	\$ 6,116	0.3%
Citrus Heights Water District	4,987	\$ 1,806,641	4,722	\$ 1,801,490	(265)	-5.3%	\$ (5,151)	-0.3%
Fair Oaks Water District	4,450	\$ 1,346,855	3,030	\$ 1,232,494	(1,420)	-31.9%	\$ (114,361)	-8.5%
Orange Vale Water Co.	2,409	\$ 702,815	2,582	\$ 713,836	173	7.2%	\$ 11,021	1.6%
City of Folsom	763	\$ 212,470	700	\$ 206,662	(64)	-8.3%	\$ (5,808)	-2.7%
Granite Bay Golf Course	204	\$ 7,221	224	\$ 7,910	19	9.5%	\$ 689	9.5%
Sac Suburban Water District (SSWD)	1,700	\$ 374,272	3,170	\$ 975,688	1,470		\$ 601,416	
Water Transfer	3,442	\$ 2,395,632	3,504	\$ 2,803,182	62	1.8%	\$ 407,550	17.0%
TOTAL	25,401	\$ 9,005,104	25,620	\$ 9,906,576	219	0.9%	\$ 901,472	10.0%

Budgeted Deliveries	25,401
Actual Deliveries	25,620
Difference	219
	0.9%
Budgeted Water Sale Revenue	\$ 9,005,104
Actual Water Sale Revenue	\$ 9,906,576
Difference	\$ 901,472
	10.0%

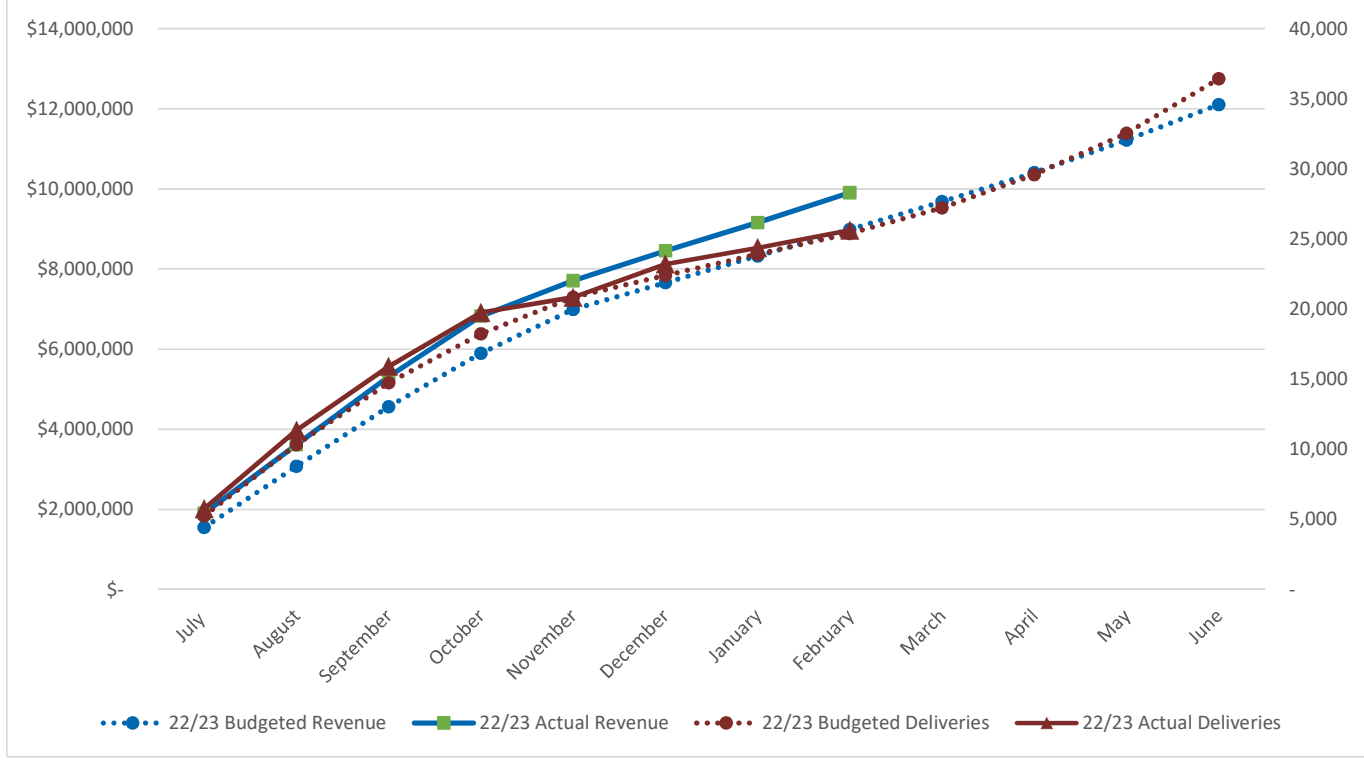
Conclusion:

Monthly deliveries continued their trend of being less than anticipated, but the gains in the first part of the fiscal year continue to offset those declines, yielding deliveries that are .9% greater than anticipated for year to date. The main drivers of the negative variance continue to be Citrus Heights Water District and the Fair Oaks Water District, both taking less than anticipated in the budget. This was offset by the year to date sale of water to SSWD being much higher than anticipated and the water transfer being greater than projected in the budget. The budget did not anticipate the sale of water to SSWD to commence until November, but it actually has been happening all year. The positive variance in deliveries results in revenues being 10% greater than expected for this time of year. Excluding SSWD and the water transfer, deliveries were 1,261 acre feet less than the same time period last year, a 6.2% decline. The budget anticipated a year over year decline of 7.25%.

Comparison of Fiscal Year 2021/2022 Actuals to 2022/2023 Projections and Actuals of Deliveries and Revenue



Cumulative Water Deliveries and Revenues FY 2022-23



ACWA UPDATE ON PRIORITY ISSUES

A high-level look at recent ACWA activity and initiatives.



AGENDA ITEM VII-3

MARCH 2023

SB 867 (Allen) – Drought and Water Resilience Bond

SB 867 would place a drought and water resilience bond on a future California statewide ballot to fund infrastructure investments in water and drought, wildfire and forest resilience, coastal resilience, and other natural resources issues. ACWA is urging members to support SB 867 (Allen) if it is appropriately amended to include ACWA's infrastructure priorities. ACWA is advocating for a \$7.85 billion bond investment in water infrastructure that focuses on a number of critical water issues including, recycled water, groundwater recharge and storage, flood protection, dam safety, conveyance, storage, safe drinking water, regional watershed resilience, State Water Project improvements, and water conservation. SB 867 will be heard by the Senate Natural Resources and Water Committee on March 28. ACWA is asking members to sign on to the ACWA-led SB 867 support-if-amended coalition letter and contact your local legislators before the bill is heard on March 28. More information is available in an Alert that was distributed to members March 9 at acwa.com/notifications.

STAFF CONTACT

Adam Quiñonez

State Relations

Director

adamq@acwa.com

Water Rights

ACWA continues to work closely with its water rights work group and State Legislative Committee to advocate against water rights legislation that is seeking to fundamentally change the way California's water rights system is implemented and enforced. Bills that have been introduced this year include AB 460 by Assembly Member Rebecca Bauer-Kahan (D-Orinda) which would grant the State Water Resources Control Board new and sweeping authority to issue interim relief orders against water diverters and users, AB 1337 by Assembly Member Buffy Wicks (D-Oakland) which would authorize the State Water Board to adopt wide-ranging regulations and enforce them through orders curtailing the diversion or use of water under any claim of right and SB 389 by Senator Ben Allen (D-Santa Monica) which would authorize the State Water Board to investigate and determine the scope and validity of any water right claim. ACWA's State Legislative Committee voted to oppose these bills at a special meeting held March 9. ACWA distributed an Alert March 14 urging members to join a coalition to oppose all three bills. The Alert is available at acwa.com/notifications.

STAFF CONTACT

Kristopher Anderson

State Relations

Advocate

krisa@acwa.com

SB 23 (Caballero) – Streamlining Permitting of Critical Water Projects

ACWA-sponsored SB 23 would improve and streamline the regulatory permitting process, while preserving established environmental protections, so that critical infrastructure projects are built at the pace and scale needed to prepare for climate change. ACWA distributed an Alert Feb. 13 asking members to join a coalition in support of the bill. The bill is expected to be heard April 11 in the Senate Natural Resources and Water Committee. More information on how SB 23 would streamline the regulatory permitting process of water supply and flood risk reduction projects can be found in a fact sheet available at acwa.com/resources. The ACWA Alert is available at acwa.com/notifications.

STAFF CONTACT

Kristopher Anderson

State Relations

Advocate

krisa@acwa.com

AB 1572 (Friedman) – Potable Water: Nonfunctional Turf

AB 1572 by Assembly Member Laura Friedman (D-Glendale) would define nonfunctional turf, prohibit the use of potable water for the irrigation of nonfunctional turf, and create a program within the State Water Board for regulation of the prohibition. ACWA's State Legislative Committee took an oppose-unless-amended position on the bill at its March 3 meeting and ACWA's turf work group is currently working on proposed amendments.

STAFF CONTACT

Julia Hall

Senior State Relations

Advocate

juliah@acwa.com

Water Supply Allocations

The Department of Water Resources (DWR) on Feb. 22 announced that it now expects to deliver 35% of requested water supplies in 2023, up 5% since the January announcement. The allocation increase takes into account snowpack and reservoir storage from recent storms, current hydrology conditions, spring runoff forecasts, and an anticipation of dry times ahead. More information is available in a news article at acwa.com/newsroom.

The Bureau of Reclamation also announced initial 2023 water supply allocations on Feb. 22 for Central Valley Project water users. The allocations are based on an estimate of water available for delivery to CVP water users and reflect current reservoir storage, precipitation and snowpack in the Sierra Nevada. More information is available in a news article at acwa.com/newsroom.

Drought and Conservation Reporting Order

The State Water Board this year issued a “Drought & Conservation Technical Reporting Order” that requires all water systems, including those operated by urban water suppliers, to report monthly information on sources, supply and demand, supply augmentation and demand reduction actions on a quarterly basis. The report covering January, February and March will be due April 30 and must be submitted using the new web-based reporting tool, [SAFER Clearinghouse](#). The complete submittal of monthly reports in 2023 will now satisfy the Electronic Annual Report’s supply and demand reporting, which is collected in 2024. The State Water Board will be hosting a series of virtual question-and-answer sessions over the next few months with the next meeting being held March 27. More information and registration links to the sessions are available on the State Water Board’s website at waterboards.ca.gov.

Final WOTUS Rule

The Environmental Protection Agency (EPA) and the Army Corps of Engineers on Jan. 18 published a [final rule](#) revising the definition of “waters of the United States” (WOTUS). The rule will become effective this month on March 20. The final rule applies federal protections to traditional navigable waters, the territorial seas, interstate waters, as well as upstream water resources that significantly affect those waters. Adjacent wetlands could receive protection if they meet either the “relatively permanent” or “significant nexus” tests set forth in the U.S. Supreme Court case *Rapanos v. United States*. More details on the final rule, including a [fact sheet](#) can be found on EPA’s at epa.gov.

Clean Fleets Rule

The California Air Resources Board (CARB) estimates that the final draft of the Advanced Clean Fleets (ACF) regulation will be released this month. CARB also intends to adopt the ACF this Spring 2023 at an upcoming CARB [Board Meeting](#). The regulation would require California fleet owners and operators to start purchasing zero-emission vehicles in 2024, with the goal to move California’s medium- and heavy-duty trucks to zero emission, where feasible, by 2045

ACWA Elections

ACWA has launched two separate but concurrent election processes for the 2024-’25 term: the Board officers’ election for President and Vice President and the region board elections. As a result of bylaw changes approved by the membership in 2022, the way in which ACWA members elect the President and Vice President has changed. In addition, some of the region election deadlines have changed. The biggest change to the Board officers’ election process is that voting will no longer take place during conference. Instead, voting will take place electronically July 17 – Sept. 15 and ballots will include all qualified candidates. More information on the changes, how to vote and how to become a candidate is available at acwa.com/elections.

STAFF CONTACT

Chelsea Haines
*Regulatory Relations
Manager*
chelseah@acwa.com

STAFF CONTACT

Chelsea Haines
*Regulatory Relations
Manager*
chelseah@acwa.com

STAFF CONTACT

Madeline Voitier
*Federal Relations
Representative*
madelinev@acwa.com

STAFF CONTACT

Nick Blair
*State Relations
Advocate*
nickb@acwa.com

STAFF CONTACT

**BOARD OFFICER
ELECTION:**
Donna Pagborn
*Senior Clerk of the
Board*
donnap@acwa.com

REGION ELECTIONS:
**Your Region
Representative**

Quench California

ACWA's statewide public education campaign, Quench California, has launched a new paid partnership program to help member agencies take advantage of the campaign branding and website while amplifying the importance of investing in water infrastructure in their communities. In addition, member agencies can utilize toolkit items, including customizable social media posts and graphics, campaign logos, handouts and four videos in three different lengths and with Spanish subtitles, to complement local outreach efforts and help increase the visibility of the campaign.

More information about the partnership program is available [online](#). The toolkits and videos are available to members at acwa.com/resources. More information on the campaign is available at QuenchCA.com.

Nonprofit ACWA Foundation

The ACWA Foundation Board of Trustees continue meeting to solidify formation and begin setting goals and priorities for the year. The new nonprofit foundation was created to advance workforce and leadership development by promoting diversity, equity and inclusion in the water industry. The foundation's bylaws, articles of incorporation and a finance plan have been filed with state and federal authorities to obtain nonprofit 501 (c)(3) tax-exempt status. More information about the foundation and the new trustees is available at acwa-foundation.org.

Upcoming Events – Visit www.acwa.com/events for more

- ACWA 2023 Legislative Symposium – Mar. 23
- ACWA Region 9 Salton Sea Tour – Mar. 27
- ACWA 2023 Spring Conference and Exhibition – May 9 – 11

STAFF CONTACT

Heather Engel

Director of

Communications

heathere@acwa.com

STAFF CONTACT

Tiffany Giammona

Senior Director of

Operations and

Member Engagement

tiffanyg@acwa.com

**Engineering Committee Meeting Minutes
San Juan Water District
March 13, 2023
10:00 a.m.**

Committee Members: Dan Rich, Chair
Ken Miller, Member

District Staff: Paul Helliker, General Manager
Tony Barela, Operations Manager
Andrew Pierson, Engineering Services Manager
Greg Zlotnick, Water Resources Manager
Teri Grant, Board Secretary/Administrative Assistant

Members of the Public: Jeff Lawrence, Water Systems Consulting
Robert Mowat, HDR
Dan York, Sacramento Suburban Water District
BH

Topics: CARB – Advanced Clean Fleets Regulation (W & R)
Groundwater Banking (W & R)
Wholesale Master Plan Update (W)
Other Engineering Matters
Public Comment

At the request of GM Helliker, the Chair moved agenda items 2 and 3 before agenda item 1; however, the meeting minutes will remain in the original order.

1. CARB – Advanced Clean Fleets Regulation (W & R)

Mr. Barela conducted a presentation that will be attached to the meeting minutes. He explained that to meet the California Air Resources Board (CARB) Advanced Clean Fleets Regulation, after 2024, 50% of new vehicle purchases will need to be zero emission vehicles and after 2027, 100% of new purchases will have to be zero emission vehicles. He reviewed the Project Purpose, Existing Conditions, Industry Review, Energy Modeling, Financial Requirements, Implementation Strategies, and Site Improvements.

Mr. Barela informed the committee that there are a few implementation options that are being considered. He explained that the options will need to be coordinated with the planning of the new Administration Building so that the charging stations are located appropriately. In addition, he explained that staff is recommending replacing three vehicles sooner than planned (FY 23/24) in order to have them prior to the regulation implementation date. This allows the District time to delay implementation of the fleet electrification until 2030. Delaying the implementation allows the industry to advance and for costs to stabilize.

2. Groundwater Banking (W & R)

GM Helliker provided a written staff report which will be attached to the meeting minutes. He explained that staff has been meeting with multiple agencies to discuss groundwater banking and possible partnerships. He informed the committee that the most promising

partnership is probably with Sacramento Suburban Water District (SSWD). He explained that there are three different preliminary scenarios:

1. Invest directly in a well and be a joint owner
2. Invest in a facility(ies) with an agreement with the owner for capacity
3. No specific capacity at any wells, but pay for water supply to be delivered

GM Helliker commented that each scenario would have to be looked at closer and more details would need to be worked out. Mr. Dan York, SSWD General Manager, informed the committee that the concept was presented to their Facility & Operations Committee and was well received. In addition, Mr. York commented that SSWD is working under contract with Kirby Pumps for the next five years to repair and maintain their existing wells and there is a clause in the contract for SSWD to purchase Kirby Pumps after three years.

GM Helliker reported that SJWD has conducted surface water transfers to SSWD in the past. By investing in groundwater production facilities, it will provide SJWD with backup supplies in severe droughts and will help establish capacity for groundwater substitution transfers, both for the Voluntary Agreement and at market rates. In response to Director Rich's question, GM Helliker and Mr. York explained that SSWD's is planning production capacity adequate to meet a level of demand of 15% above maximum peak, with San Juan's investment adding capacity beyond this level.

GM Helliker informed the committee that the RWA Subscription Program has been working to augment existing banking operations, to allow CVP water to be banked outside of the District's service area. He explained that the wholesale area will need to establish a groundwater banking protocol. In addition, he explained that RWA is completing the environmental work necessary for Reclamation to be able to federally acknowledge the groundwater bank, to allow this augmentation of banking CVP water. Mr. York informed the committee that 4 new wells are planned to be constructed in the next 2-3 years, some existing wells will get back online and more new wells are planned to be completed in 6-7 years. GM Helliker informed the committee that the Board will be updated at the March Board meeting.

3. Wholesale Master Plan Update (W)

Mr. Pierson informed the committee that the last Wholesale Master Plan update was completed in 2001 with a minor update in 2007. He introduced Mr. Jeff Lawrence who conducted a presentation that will be attached to the meeting minutes. Mr. Lawrence reviewed the Master Plan Objectives, Supply & Demand data, Supply Reliability Options, Cost Summaries, Groundwater Supply Well Options, Water Treatment Plan Assessment and a Capital Improvement Program (CIP) Summary.

The committee discussed the options for reservoir storage and groundwater wells, drought issues with regard to pumping water from Folsom Dam, and some of the projects in the CIP. Mr. Pierson informed the committee that he will be presenting the information to the full Board at the March meeting.

4. Other Engineering Matters

There were no other matters discussed.

5. Public Comment

There were no public comments.

The meeting was adjourned at 12:02 p.m.

AGENDA ITEM VIII-2

DRAFT

Finance Committee Meeting Minutes San Juan Water District March 14, 2023 4:00 p.m.

Committee Members: Ted Costa, Director (Chair)
Ken Miller, Director (Member)

District Staff: Paul Helliker, General Manager
Donna Silva, Finance Director
Devon Barrett, Customer Service Manager
Adam Larsen, Field Services Manager
Greg Zlotnick, Water Resources Manager
Teri Grant, Board Secretary/Administrative Assistant

Members of the Public: Attendee
Jodie Alby

1. Review General Manager Reimbursements (W & R)

The committee reviewed the February credit card charges for the General Manager and found them to be in order and there was no reimbursement request from the General Manager.

2. Review Check Register from February 2023 (W & R)

The committee reviewed the February 2023 check register and found them to be in order.

3. Potential Rebate to Retail Customers (R)

GM Helliker provided a staff report which will be attached to the meeting minutes. He explained that Director Zamorano suggested at the last Board meeting that a rebate be given to retail customers. GM Helliker stated that the funds would come from revenue received from the water transfer and not from savings on the reduced COLA.

GM Helliker informed the committee, and Ms. Silva agreed, that staff is not recommending issuing a rebate since it would be confusing to customers who receive a rebate then receive a rate increase as projected in the retail financial plan.

Director Costa stated that should the Board approve a rebate, then he would hope that it would not use funds from the working capital but instead from the proceeds of the water transfer and that he would not want individual checks to be issued but instead a credit applied to the customer's account. Mr. Barrett confirmed that a credit could easily be applied.

Director Miller voiced concern that issuing a rebate could set a precedent that savings from projects or extra revenue would generate a customer rebate each time. Ms. Silva commented that every year there will be variances from the budget versus the actual expenditures and provided some examples. She stated that as long as there are

approved rate increases and planned debt issuances there are not surplus funds on hand. The committee requested that the Board be provided a list of the upcoming retail projects and debt at the March Board meeting.

4. Other Finance Matters (W & R)

Director Costa informed the committee that the Sacramento Area Sewer District spends about \$12 million per year on chlorine and is considering producing their own supply. He suggested that staff contact them to discuss possible opportunities.

Ms. Silva informed the committee that the District did not have any investments in the banks that recently failed.

5. Public Comment

There were no public comments.

The meeting was adjourned at 4:22 p.m.