

SAN JUAN WATER DISTRICT

Board of Director's Meeting Minutes

September 25, 2019 – 6:00 p.m.

BOARD OF DIRECTORS

Dan Rich	President
Ted Costa	Vice President
Marty Hanneman	Director
Ken Miller	Director
Pam Tobin	Director

SAN JUAN WATER DISTRICT MANAGEMENT AND STAFF

Paul Helliker	General Manager
Donna Silva	Director of Finance
Tony Barela	Operations Manager
Lisa Brown	Customer Service Manager
George Machado	Field Services Manager
Rob Watson	Engineering Services Manager
Greg Zlotnick	Water Resources Manager
Joshua Horowitz	Legal Counsel

OTHER ATTENDEES

Tom Gray	Fair Oaks Water District
Alan Driscoll	Forsgren Associates Inc.
Jim Peifer	Regional Water Authority

AGENDA ITEMS

- I. Roll Call**
- II. Public Forum**
- III. Consent Calendar**
- IV. Old Business**
- V. New Business**
- VI. Information Items**
- VII. Directors' Reports**
- VIII. Committee Meetings**
- IX. Upcoming Events**
- X. Adjourn**

President Rich called the meeting to order at 6:00 p.m.

I. ROLL CALL

GM Helliker took a roll call of the Board. The following directors were present: Ted Costa, Marty Hanneman, Ken Miller, Dan Rich and Pam Tobin.

II. PUBLIC FORUM

There were no public comments.

III. CONSENT CALENDAR

All items under the consent calendar are considered to be routine and are approved by one motion. There will be no separate discussion of these items unless a member of the Board, audience, or staff request a specific item removed after the motion to approve the Consent Calendar.

1. Minutes of the Board of Directors Meeting, August 28, 2019 (W & R)

Recommendation: Approve draft minutes

2. Minutes of the Board of Directors Special Meeting, September 3, 2019 (W & R)

Recommendation: Approve draft minutes

3. Hinkle Reservoir Liner and Cover Replacement Project Design Services (W)

Recommendation: Approve a contract with HDR Engineering, Inc., for the completion of the design of the Hinkle Reservoir Liner and Cover Replacement Project

Director Hanneman moved to approve Consent Calendar. Director Tobin seconded the motion and it carried unanimously.

In response to Director Miller's request, President Rich stated that discussion on Consent Calendar Item 3 can be completed under Agenda Item IV-2.

IV. OLD BUSINESS

1. RWA Update – Jim Peifer, Executive Director

President Rich congratulated Mr. Peifer on his new position as RWA Executive Director. Mr. Peifer conducted a presentation on RWA and SGA – a copy of the presentation will be attached to the meeting minutes.

Mr. Peifer reviewed the demographics of RWA and SGA, the RWA structure, staffing, budget, and RWA membership benefits. In addition, he reviewed the RWA Strategic Plan and reviewed the planning that is being completed in order to help update the strategic plan. He expects the RWA Strategic Plan to be updated by mid-year 2020, with the assistance of the RWA Executive Committee. Furthermore, he reported that RWA appointed a Federal Affairs Ad Hoc committee that will be looking into RWA's role at the federal level.

Mr. Peifer reviewed some of the greatest challenges presented to him by member agencies and member agencies' comments on the vision for RWA and the greatest value of RWA. He also reviewed the membership dues and some of the grant funding that RWA has obtained for its member agencies.

In response to Director Hanneman's question, Mr. Peifer informed the Board that RWA does wish to expand its membership and is working with a consultant to obtain more information on why agencies are not RWA members. Director Tobin

commented that members of Capital Region Climate Readiness Collaborative might be good candidates for member recruitment.

2. Hinkle Reservoir Rehabilitation Project (W)

Director Miller had requested to discuss Consent Calendar Item 3 - Hinkle Reservoir Liner and Cover Replacement Project Design Services - under this agenda item. He inquired about the funding for the project, the interest rate for the loan, an update on the loan and who controls the payout during the construction phase of the project. Ms. Silva responded that the District is embarking on a very large project for the replacement of the liner and cover of the Hinkle Reservoir and the financial plan assumes that the District would seek out bond financing. However, at President Rich's recommendation, staff has been researching the state's Drinking Water State Revolving Loan Fund (SRF), which would be a cheaper alternative to issuing bonds.

Ms. Silva explained that there are two resolutions before the Board for the funding with the state's Drinking Water State Revolving Loan Fund. One resolution states the Board's intent to recover any costs that the District incurs on the project prior to signing the financing agreement to be able to get reimbursed for those costs out of the loan. The second resolution authorizes a District staff member to file applications and sign documents during the process; however, the Board will provide final approval before the staff member signs the final loan documents.

Ms. Silva informed the Board that the design for the Hinkle Reservoir project was budgeted and is funded from the Wholesale Capital Outlay Fund reserves, while the construction and other costs will be funded through financing, which might include some gap financing. She informed the Board that bond financing is about 3-4% right now while the SRF rate will be about half of that. In addition, she explained that some of the construction costs would most likely be paid for with gap financing with the District being reimbursed by the SRF loan. She informed the Board that the application process is about half done and she does not expect any issues with receiving funding through the state's Drinking Water State Revolving Loan Fund.

Vice President Costa moved to adopt Reimbursement Resolution 19-05 stating San Juan Water District's intent and reasonable expectation to be reimbursed for expenditures paid prior to the issuance of funds from the Drinking Water State Revolving Fund or the approval by the State Water Board of the project funds. Director Hanneman seconded the motion and it carried unanimously.

Vice President Costa moved to adopt Authorizing Resolution 19-06 designating the Director of Finance or designee, as the authorized representative of the San Juan Water District to provide the assurances, certifications, and commitments required for the financial assistance application, including executing a financial assistance agreement from the

State Water Resources Control Board and any amendments or changes thereto. Director Tobin seconded the motion and it carried unanimously.

V. NEW BUSINESS

1. California Voting Rights Act and Elections (W & R)

GM Helliker provided a staff report which will be attached to the meeting minutes. He reported that the City of Citrus Heights established five electoral divisions in June 2019, after they received a letter last year regarding the California Voting Rights Act (CVRA) and their at-large elections. He and Mr. Horowitz summarized the current status of elections by division for various agencies and the CVRA.

The Board discussed the issue and decided not to take any action at this time. Director Costa requested that the Legal Affairs Committee continues to have the responsibility for this issue, to which no one objected.

2. Placer County LAFCO Alternate Public Member Vacancy (W & R)

GM Helliker informed the Board that Placer County LAFCO has a vacancy for an alternate public member. There were no Board members interested in a nomination.

VI. INFORMATION ITEMS

1. GENERAL MANAGER'S REPORT

1.1 General Manager's Monthly Report (W & R)

GM Helliker provided the Board with a written report for August which will be attached to the meeting minutes. He mentioned that the monthly report will be updated to include some suggestions from the Board.

1.2 Miscellaneous District Issues and Correspondence

GM Helliker reported that Folsom Reservoir storage is about 74% full and 127% of average. He reported that the unimpaired inflow was 4 million acre feet, which is 144% of a 15-year average. He reviewed the temperature profile and commented that there is some colder water available for release downstream. In addition, he stated that the total precipitation this year is at 70.1 inches which is 134% of average, and the temperature forecast is above normal.

GM Helliker reported on discussions last week with Congressional staff about funding for the groundwater bank, and discussions with RWA about the impending draft resilience portfolio which is due out in November. He informed the Board that the RFP was finalized and Del Paso Manor Water District is now interested in joining the group for the collaboration/integration study. GM Helliker stated that Carmichael Water District, Citrus Heights Water District, Del Paso Manor Water District, City of Folsom, Rio Linda/Elverta Community Water District, Sacramento Suburban Water District and San Juan will be included in the RFP.

GM Helliker reported that negotiations are still on-going with the voluntary agreement. He stated that Governor Newsom might veto SB-1, and explained that SB-1 would keep in place the provisions of the 2009 biological opinions, which would be a deal-breaker for some agencies.

GM Helliker reported that the Water Board had a “listening session” on drought preparedness this week. He informed the Board that the Water Board held a workshop on water loss regulations. Ms. Lisa Brown reported that the model that the Water Board developed has significant issues which she reviewed with the Board.

2. DIRECTOR OF FINANCE’S REPORT

2.1 Miscellaneous District Issues and Correspondence

Ms. Silva reported that the market-based groundwater substitution transfer from last year had a gross profit of \$96,483 for the District, and after expenses, the net profit was \$62,333. She informed the Board that the funds are reflected in the wholesale operating fund and, at the end of the year, excess funds are transferred to the wholesale capital fund.

3. OPERATION MANAGER’S REPORT

3.1 Miscellaneous District Issues and Correspondence

Mr. Barela reported on the PG&E Public Safety Power Shut-offs. He stated that there are two District facilities that might be vulnerable to the shut-offs; therefore, operations will be modified at those locations should the District be affected by any shut-offs.

4. ENGINEERING SERVICES MANAGER’S REPORT

4.1 Miscellaneous District Issues and Correspondence

Mr. Rob Watson reported that the Fair Oaks 40-inch Pipeline Rehabilitation Project is complete. Mr. Barela stated that Fair Oaks Water District has turned off their connection to the pipeline.

5. LEGAL COUNSEL’S REPORT

5.1 Legal Matters

No report.

VII. DIRECTORS’ REPORTS

1. SGA

Director Tobin provided a written report which will be attached to the minutes.

2. RWA

Director Tobin provided a written report which will be attached to the minutes.

3. ACWA

3.1 Local/Federal Government/Region 4 - Pam Tobin

Director Tobin provided a written report which will be attached to the minutes. She informed the Board that she is continuing to collect resolutions for support in her quest for the ACWA Vice President position. She will seek a floor nomination at the Fall Conference. Mr. Zlotnick informed the Board that the ACWA process will be followed and he explained the process briefly. Mr. Zlotnick commented that another support resolution may be needed, and he will research what the actual process will be, the Board will also need to delegate a representative to cast the vote, and discuss the budget for the campaign.

3.2 JPIA - Pam Tobin

No report.

3.3 Energy Committee - Ted Costa

No report.

4. CVP WATER USERS ASSOCIATION

Vice President Costa reported that the CVP Water Users Association meets October 15, 2019.

5. OTHER REPORTS, CORRESPONDENCE AND COMMENTS

Director Tobin asked that the Board members read the information in her staff report regarding membership with Capital Region Climate Readiness Collaborative and consider joining the group. Mr. Helliker commented that the membership is \$1,500 per year and he will sign up unless he hears otherwise.

Vice President Costa commented on division voting and incumbents.

VIII. COMMITTEE MEETINGS

1. Engineering Committee – September 20, 2019

The committee meeting minutes will be attached to the original board minutes.

2. Finance Committee –September 24, 2019

The committee meeting minutes will be attached to the original board minutes.

IX. UPCOMING EVENTS

1. Water Education Foundation – 2019 Water Summit

October 30, 2019
Sacramento, CA

2. ACWA Fall Conference

December 3-6, 2019
San Diego, CA

X. ADJOURN

The meeting was adjourned at 7:55 p.m.

ATTEST:

DAN RICH, President
Board of Directors
San Juan Water District

TERI GRANT, Board Secretary



STAFF REPORT

To: Board of Directors
 From: Rob Watson, P.E., Engineering Services Manager
 Date: September 25, 2019
 Subject: Hinkle Reservoir Liner and Cover Replacement Project Design

RECOMMENDED ACTION

Staff requests a recommendation from the Committee for a Board motion to approve entering into a Professional Services Agreement with HDR Engineering, Inc., for the Hinkle Reservoir Liner and Cover Replacement Project Design in the amount of \$940,014.00 with a total authorized budget of \$1,034,000.00 which includes a 10% contingency. The staff recommendation was reviewed by the Engineering Committee, which recommends approval by the Board of Directors.

BACKGROUND

The existing Hinkle Reservoir Cover and Liner was originally installed during the 1979-1980 Hinkle Reservoir improvements construction project. This existing liner and cover has now reached the end of its useful lifespan and must be replaced. The design of the liner and cover replacement is to be completed in FY 19/20 with construction to be completed during the winter months of FY 20/21.

CURRENT STATUS

On August 15, 2019, the District issued an RFP requesting proposals for professional engineering services to complete the design of the liner and cover replacement. Twenty (20) engineering/design firms were directly informed of the project and invited to propose. On August 28, 2019, a pre-proposal meeting was held at the District to provide prospective firms to receive information about the project, ask questions and walk the site. Three firms attended the pre-proposal meeting. Two firms submitted proposals on September 16th, 2019. Each Technical Proposal was independently reviewed by members of a five person panel who ranked them on the basis of project-specific criteria such as; project understanding, work plan, experience and qualifications, and project schedule. The reviewers unanimously ranked HDR Engineering, Inc. as the top Technical Proposal. Subsequent to the technical ranking, the Cost Proposals were opened and reviewed. The following table summarizes the proposed costs from each firm.


Design Consulting Firm	Proposed Cost
CDMSmith	\$1,098,536
HDR Engineering, Inc.	\$940,014

Based on the reviewer's evaluation it was determined that interviews would not be necessary, and that HDR Engineering, Inc. is the recommended consultant to complete the project.

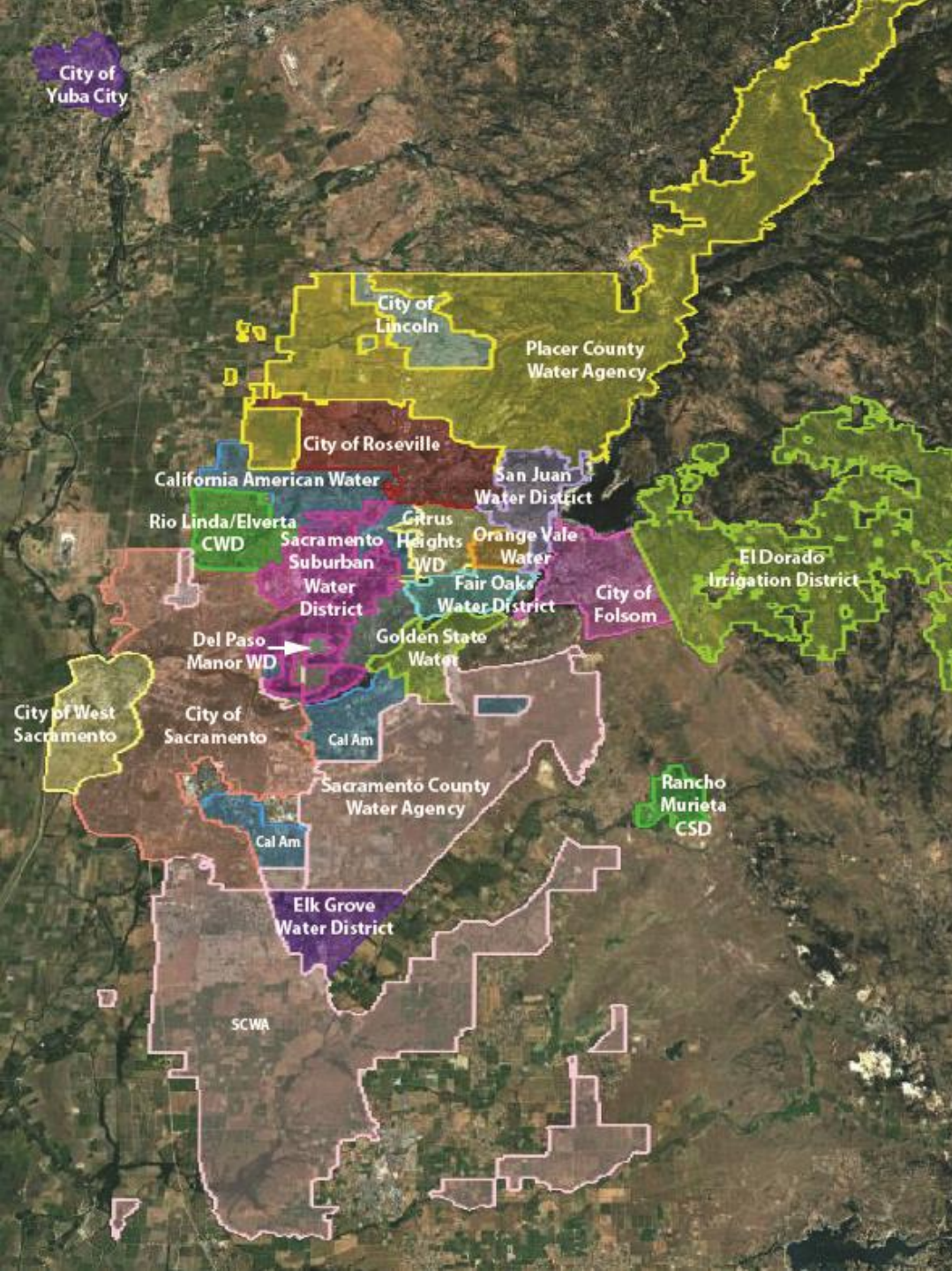
FINANCIAL CONSIDERATIONS

The Project was budgeted at \$785,100 in the District's adopted FY 19/20 Wholesale Budget. The Hinkle Operational Planning task has already used \$216,480 of that budget, leaving a remaining authorized budget amount of \$568,620. This requested contract approval amount above will require adding \$465,380 from the reserves to the authorized budgeted amount.

RWA Update to the San Juan Water District Board of Directors



Jim Peifer
Executive Director

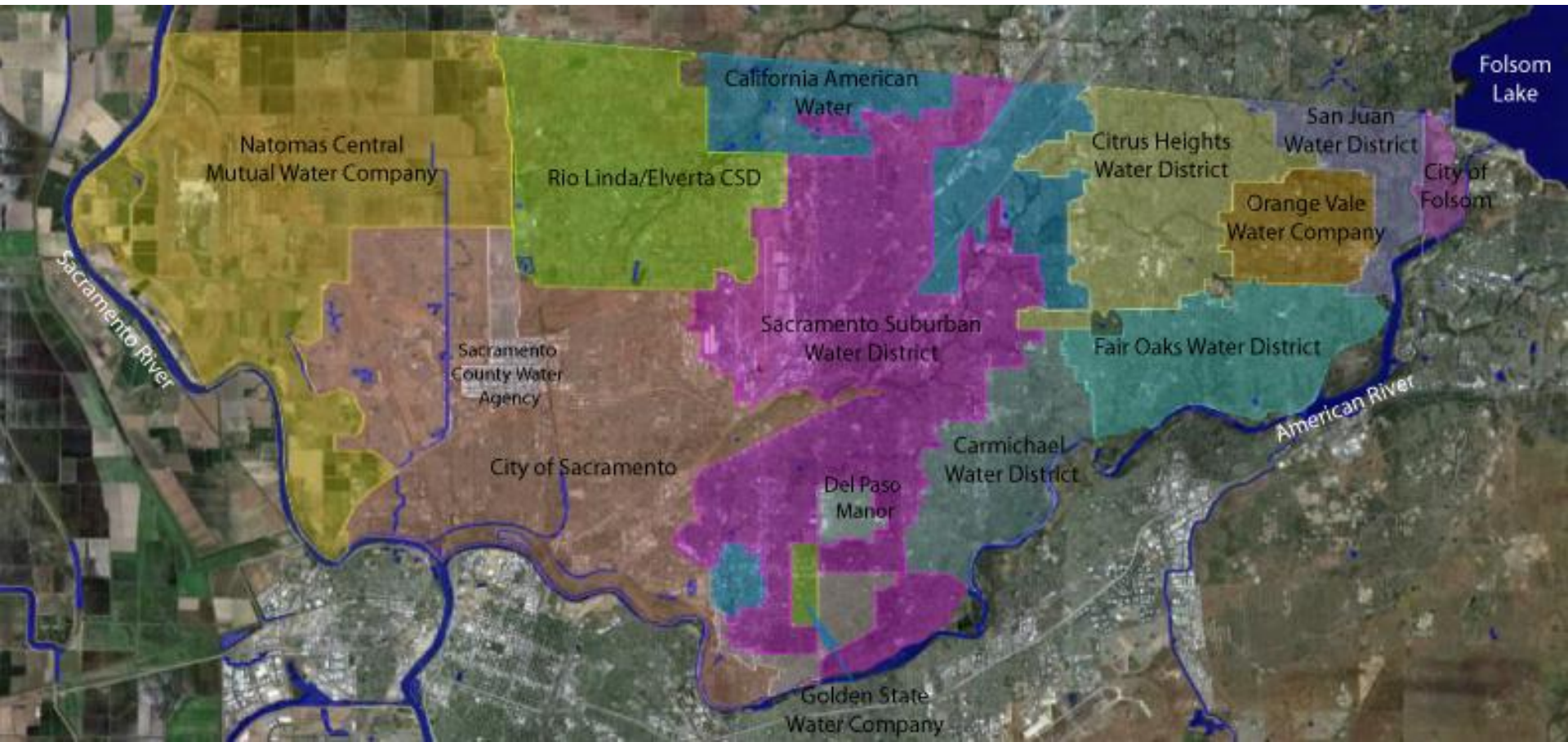


- 21 water providers
- 2 million people
- 5 counties

“To serve and represent regional water supply interests and assist RWA members with protecting and enhancing the reliability, availability, affordability, and quality of water resources”

The Sacramento Groundwater Authority

- Joint powers authority by cities of Citrus Heights, Folsom, and Sacramento and Sacramento County using common police powers to manage basin.



- Joint Powers Agency of Public Agency Municipal Water Suppliers
 - Cities, Counties, Water & Irrigation Districts, Mutual Water Companies, CSDs
- IOU's are Contracting Entities
- Each Member and Contracting Entity has two Board Representatives – Generally 1 elected, 1 management staff
- Members range from 1,700 to 135,000 water connections
- Some members have wastewater, stormwater, flood, power generation authorities/responsibilities
- Associate Members
- Affiliates

RWA Staffing



Executive Director

Executive Assistant

Manager of Technical Services

Advocacy Program Manager

Finance and Administrative Services Manager

Senior Project Manager

Project Research Assistant

Contractors

- General Counsel
- Accountant/CPA
- Communications/Public Relations

RWA = 4.7 FTE

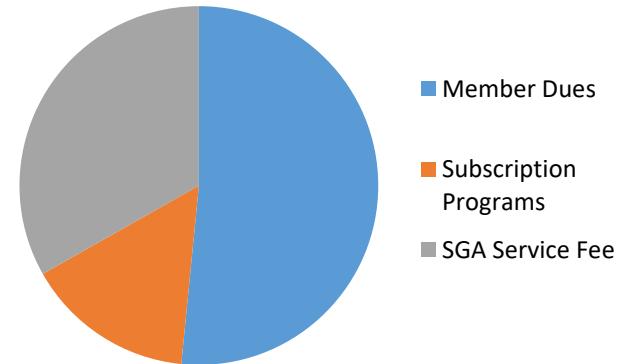
SGA = 2.3 FTE

RWA Budget

- 2019-20 Budget - \$9 million
- 2019-20 Operations - \$1.9 million

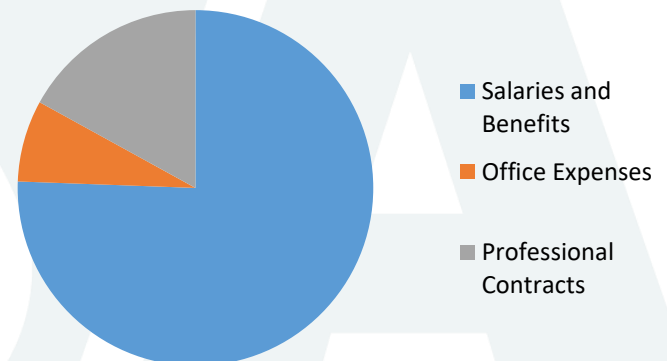
- Revenues

- Member Dues – \$959,000
- Subscription Programs - \$290,000
- SGA Service Fee - \$624,000



- Expenses

- Salaries and Benefits - \$1,429,000
- Office - \$139,000
- Professional Contracts - \$333,000



Benefits of RWA Membership



- Forum for Regional Collaboration on Water Policy and Projects
- Venue for Information Sharing
- Regional Voice/Presence on Statewide Issues
- Legislative/Regulatory Representation
- Facilitate Regional Planning
- Collaborative savings (chemicals, labor compliance)
- Successful model for grant funding

- **Mission**

- To serve and represent the regional water supply interests, and to assist Members in protecting and enhancing the reliability, availability, affordability and quality of water resources.

- **Vision**

- Through regional cooperation and collaboration we improve our members' abilities to effectively manage water resources to provide high quality water supplies to the public at a reasonable cost, to promote a sustainable environment and support a vibrant economy.

RWA Strategic Plan

RWA established four Integrated Goals that represent a comprehensive approach to pursuing RWA's mission.



INFORMATION/EDUCATION GOAL

Inform and Educate Members and Interested Parties by Providing a Forum for Discussion of Issues, Outreach to Stakeholders, and a Clearinghouse for Sharing Information

ADVOCACY GOAL

Represent Regional Needs and Concerns to Positively Influence Legislative and Regulatory Policies and Actions - This includes Working to Preserve the Water Rights and Entitlements of Members, Maintain Area of Origin Protections, and Protect and Ensure Water Supply Reliability

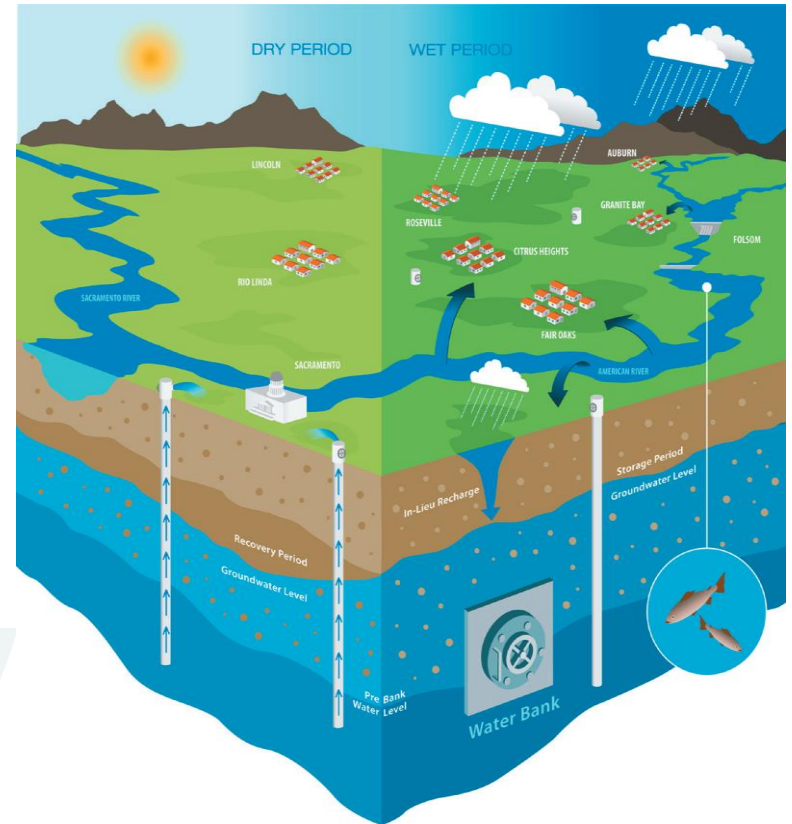
PLANNING GOAL

Continuously Improve an Integrated Regional Water Management Plan that is Comprehensive in Scope and Guides Effective Water Resources Management in the Region

IMPLEMENTATION GOAL

Assist Members with Implementing Successful Water Resources Management Strategies and Related Programs - This includes Identifying, Acquiring and Administering External Sources of Funding

- American River Basin IRWM Plan
- USBR Drought Contingency Plan
- Regional Water Reliability Plan
- American River Basin Study – with USBR
- **Water Management Options Pilot Study**



Strategic Plan Update

- Last Strategic Plan update in 2013
 - Much has happened: Drought, SGMA, Water Conservation Legislation, etc.
- Listening Tour - met with 16 out of 21 members
- Executive Committee role in the Strategic Plan
- Federal Affairs Ad Hoc
- Next steps



- RWA Members greatest challenges (now and future)?
 - Mandates
 - Erosion of local control
 - Climate Change
 - Aging Infrastructure
 - Rate Shock and Rate Stabilization
 - Recruiting and Maintaining Staff
 - Water Quality Control Plan
 - Folsom Reservoir as a first responder
 - Emerging Contaminants
 - Infrastructure Funding

- Vision for the RWA
 - Coordinator for the Region
 - Forum for collaboration
 - Leadership Role
 - Opportunities to gain efficiencies
 - Be more proactive (legislation)
 - Water Forum
 - Operator Training
 - Some agencies like the 2013 vision
 - Some agencies would like to see an update

- Greatest Value of RWA
 - Networking
 - Sharing Ideas
 - Grants
 - Legislative Affairs Program
 - Larger Voice and Standing
 - Region working together



RWA Grant Returns




RWA Fiscal Years 2002-2017 Grant Awards

	Total RWA Dues through FY17	Grant Reimbursements	Pending Grant Awards	Total Grant Award
California American Water	\$578,524	\$284,609	\$177,000	\$461,609
Carmichael Water District	\$214,388	\$1,797,723	\$38,063	\$1,835,785
Citrus Heights Water District	\$367,502	\$1,905,841	\$10,000	\$1,915,841
City of Folsom	\$345,279	\$739,101	\$2,600,937	\$3,340,038
City of Lincoln	\$194,703	\$819,924	\$462,000	\$1,281,924
City of Roseville	\$578,524	\$12,786,573	\$389,732	\$13,176,305
City of Sacramento	\$578,524	\$10,330,975	\$3,057,551	\$13,388,526
City of West Sacramento	\$185,247	\$867,078	\$215,080	\$1,082,158
City of Yuba City	\$95,611	\$0	\$0	\$0
Del Paso Manor Water District	\$52,707	\$0	\$0	\$0
El Dorado Irrigation District	\$519,922	\$651,253	\$1,159,500	\$1,810,753
Elk Grove Water District	\$112,659	\$387,006	\$0	\$387,006
Fair Oaks Water District	\$253,619	\$1,569,544	\$670,438	\$2,239,982
Golden State Water Company	\$282,294	\$92,008	\$0	\$92,008
Orange Vale Water Company	\$74,170	\$430,085	\$18,320	\$448,405
Placer County Water Agency	\$578,524	\$2,310,419	\$659,557	\$2,969,975
Rancho Murrieta CSD	\$73,496	\$5,298	\$524,687	\$529,985
Rio Linda/Elverta Water District	\$74,170	\$17,708	\$565,000	\$582,708
Sacramento Area Flood Control Agency	\$18,700	\$1,753,659	\$140,818	\$1,894,478
Sacramento County Water Agency	\$313,138	\$931,543	\$696,750	\$1,628,293
Sacramento Regional County San District	\$133,200	\$2,133,714	\$1,547,519	\$3,681,233
Sacramento Suburban Water District	\$578,224	\$10,123,662	\$2,134,493	\$12,258,156
San Juan Water District	\$578,524	\$7,101,597	\$76,500	\$7,178,097
Woodland-Davis Clean Water Agency	\$31,070	\$21,705	\$0	\$21,705
	\$6,812,720	\$57,061,027	\$15,143,942	\$72,204,969
California Association of RCD		\$49,606	\$13,074	\$62,680
City of Elk Grove		\$0	\$222,345	\$222,345
Ducks Unlimited		\$117,595	\$297,446	\$415,041
Freeport Regional Water Authority		\$10,728,629	\$0	\$10,728,629
Nature Conservancy		\$399,993	\$0	\$399,993
Omochumne-Hartnell		\$0	\$986,668	\$986,668
Placer County Flood Control WCD		\$226,574	\$514,575	\$741,149
San Juan Unified School District		\$50,581	\$0	\$50,581
		\$11,572,978	\$2,034,108	\$13,607,086
Grand Totals		\$68,634,005	\$17,178,051	\$85,812,056

*includes grant awards managed on behalf of SSWD

information compiled in February 2017 - reimbursement column includes payments through January 2017

QUESTIONS?



STAFF REPORT

To: Board of Directors

From: Donna Silva, Director of Finance

Date: September 25, 2019

Subject: Resolutions for Funding Hinkle Reservoir Rehabilitation Project
Through the State Water Resources Control Board's Drinking Water
State Revolving Fund

RECOMMENDED ACTION

Approve resolutions 19-05 and 19-06.

BACKGROUND

Hinkle Reservoir is a 62 million gallon earthen reservoir which is Hypalon lined and covered. Hypalon is a flexible membrane material used to protect the water from contamination. The reservoir serves as the clear well for treated water produced from the District's Water Treatment Plant (WTP), as well as a facility for system storage. The WTP is operated at a constant flowrate and therefore, to meet fluctuating and peak water demands, the Hinkle Reservoir is used to store excess treated water with the water level rising and falling with changes in demand and production. The cover and liner were installed in 1981 with an estimated life of 25 years. Regular maintenance has extended its life an additional 13 years. In May 2016, an expert membrane consultant inspected and tested the cover and liner material and reported that, based upon its analysis of the cover's and liner's current condition, the District should replace both within the next 2 to 5 years. The Hinkle Reservoir Rehabilitation Project also will rehabilitate the inlet and outlet structures, repair ancillaries as needed, and replace the approximate 11 acres of cover, liner and interior baffle wall material.

Consequently, a plan to replace the cover, liner and interior baffle wall material, and to rehabilitate the inlet and outlet structures and other ancillaries as needed, was incorporated into the District's Capital Improvement Program in FY 2016/17, with design starting in FY 2019/20, and a scheduled construction start in fiscal year 2020/21.

Total project costs are estimated to be \$14,720,000. District reserves are not adequate to fund the project. The District's financial plan assumed a traditional bond issuance would be used to finance this project. However, the District has applied for lower cost financing through the State Drinking Water Revolving Fund administered by the State Water Resources Control Board. The application process includes the submittal of four different application packages:

- General
- Environmental
- Financial Security
- Technical

The General Application was submitted in February 2019, and the Environmental Package was submitted in July 2019. Based on direction received from our state loan representative, the District is now working on the Financial Security Package.

CURRENT STATUS

Two resolutions are required to be submitted as part of the Financial Security Package as follows:

- Reimbursement Resolution No. 19-05 – this resolution states that the District intends to expend monies on the project prior to approval of the loan funds. By adopting this resolution, the Board is preserving the District’s ability to get reimbursed for these expenditures and have them be part of the overall financing. Due to the timeline required to get an approved agreement from the State, and the timeline of the project, staff anticipates that a significant portion of the project expenditures will be expended prior to final approval of the loan documents.
- Authorizing Resolution – this resolution names the Director of Finance as the authorized representative of the District for signing applications, certifications, and agreements related to the financing.

The resolutions are attached.

Attachments:

Resolution 19-05 Reimbursement Resolution
Resolution 19-06 Authorizing Resolution

RESOLUTION NO. 19-05

**A RESOLUTION OF THE BOARD OF DIRECTORS
OF THE SAN JUAN WATER DISTRICT**

REIMBURSEMENT RESOLUTION

WHEREAS, the San Juan Water District (the "Agency") desires to finance the costs of constructing and/or reconstructing certain public facilities and improvements relating to its water system, including certain treatment facilities, pipelines and other infrastructure (the "Project"); and

WHEREAS, the Agency intends to finance the construction and/or reconstruction of the Project or portions of the Project with moneys ("Project Funds") provided by the State of California, acting by and through the State Water Resources Control Board (State Water Board); and

WHEREAS, the State Water Board may fund the Project Funds with proceeds from the sale of obligations the interest upon which is excluded from gross income for federal income tax purposes (the "Obligations"), and

WHEREAS, prior to either the issuance of the Obligations or the approval by the State Water Board of the Project Funds the Agency desires to incur certain capital expenditures (the "Expenditures") with respect to the Project from available moneys of the Agency; and

WHEREAS, the Agency has determined that those moneys to be advanced on and after the date hereof to pay the Expenditures are available only for a temporary period and it is necessary to reimburse the Agency for the Expenditures from the proceeds of the Obligations.

NOW, THEREFORE, THE AGENCY DOES HEREBY RESOLVE, ORDER AND DETERMINE AS FOLLOWS:

SECTION 1. The Agency hereby states its intention and reasonably expects to reimburse Expenditures paid prior to the issuance of the Obligations or the approval by the State Water Board of the Project Funds.

SECTION 2. The reasonably expected maximum principal amount of the Project Funds is \$14,720,000 .

SECTION 3. This resolution is being adopted no later than 60 days after the date on which the Agency will expend moneys for the construction portion of the Project costs to be reimbursed with Project Funds.

SECTION 4. Each Agency expenditure will be of a type properly chargeable to a capital account under general federal income tax principles.

SECTION 5. To the best of our knowledge, this Agency is not aware of the previous adoption of official intents by the Agency that have been made as a matter of course for the purpose of reimbursing expenditures and for which tax-exempt obligations have not been issued.

SECTION 6. This resolution is adopted as official intent of the Agency in order to comply with Treasury Regulation §1.150-2 and any other regulations of the Internal Revenue Service relating to the qualification for reimbursement of Project costs.

SECTION 7. All the recitals in this Resolution are true and correct and this Agency so finds, determines and represents.

PASSED AND ADOPTED by the Board of Directors of the San Juan Water District on the 25th day of September 2019, by the following vote:

AYES: DIRECTORS:
NOES: DIRECTORS:
ABSENT: DIRECTORS:

DAN RICH
President, Board of Directors
San Juan Water District

ATTEST

TERI GRANT
Secretary, Board of Directors

CERTIFICATION

I do hereby certify that the foregoing is a full, true, and correct copy of a resolution duly and regularly adopted at a meeting of the San Juan Water District held on September 25, 2019.
(Governing Board of the Agency) (Date)

Teri Grant, San Juan Water District Board Secretary

RESOLUTION NO. 19-06

**A RESOLUTION OF THE BOARD OF DIRECTORS
OF THE SAN JUAN WATER DISTRICT**

AUTHORIZING RESOLUTION

WHEREAS, the Hinkle Reservoir is a critical facility of the districts' water treatment and delivery system; and

WHEREAS it has been determined that the Hinkle Reservoir cover, liner, inlet and outlet structures and other ancillary parts are at the end of their useful life; and

WHEREAS the District is in need of financing to fund the approximate \$14,720,000 project; and

WHEREAS the District has submitted initial applications to the State Water Resources Control Board for financial assistance from the Drinking Water State Revolving Fund; and

WHEREAS in order to expeditiously process the applications, certifications and agreements the State Water Resources Control Board requests designation from the Board of Directors of an authorized representative to execute such documents on behalf of the District.

NOW, THEREFORE, BE IT RESOLVED BY THE BOARD OF DIRECTORS OF THE SAN JUAN WATER DISTRICT (the "Entity"), AS FOLLOWS:

The Director of Finance (the "Authorized Representative") or designee is hereby authorized and directed to sign and file, for and on behalf of the Entity, a Financial Assistance Application for a financing agreement from the State Water Resources Control Board for the planning, design, and construction of The Hinkle Reservoir Rehabilitation Project (the "Project").

This Authorized Representative, or his/her designee, is designated to provide the assurances, certifications, and commitments required for the financial assistance application, including executing a financial assistance agreement from the State Water Resources Control Board and any amendments or changes thereto.

The Authorized Representative, or his/her designee, is designated to represent the Entity in carrying out the Entity's responsibilities under the financing agreement, including certifying disbursement requests on behalf of the Entity and compliance with applicable state and federal laws.

PASSED AND ADOPTED by the Board of Directors of the San Juan Water District on the 25th day of September 2019, by the following vote:

AYES: DIRECTORS:
NOES: DIRECTORS:
ABSENT: DIRECTORS:

DAN RICH
President, Board of Directors
San Juan Water District

ATTEST

TERI GRANT
Secretary, Board of Directors

CERTIFICATION

I do hereby certify that the foregoing is a full, true, and correct copy of a resolution duly and regularly adopted at a meeting of the San Juan Water District held on September 25, 2019.
(Governing Board of the Agency) *(Date)*

Teri Grant, San Juan Water District Board Secretary

STAFF REPORT

To: Board of Directors
 From: Paul Helliker, General Manager
 Date: September 25, 2019
 Subject: California Voting Rights Act and Elections Process

RECOMMENDED ACTION

Discussion

BACKGROUND

At the February 8, 2019, Legal Affairs Committee meeting, the committee discussed the then recent activity at the City of Citrus Heights to respond to a letter from the Shenkman Law Firm threatening litigation under the California Voting Rights Act (CVRA), if the City did not change their elections process from at-large to by-division. The City changed their elections process on June 27, 2019, via the establishment of five electoral divisions, which will be used starting with the November 2020 elections. Information about the requirements of the CVRA statute and the procedures for establishing electoral divisions is included in Attachment 1 “Discussion Points”.

The National Demographics Corporation tracks the revisions that cities and other public agencies in California are making to their electoral processes. Attachment 2 includes their current count of 195 jurisdictions that have changed from at-large voting. They count 8 special districts, which would include water districts.

We are currently aware of the following water districts that have made or are in the process of considering transitions from either complete or partial at-large voting:

Agency	Date of Adoption
Imperial Irrigation District	November 17, 2015
Cucamonga Valley Water District	July 10, 2018
Irvine Ranch Water District	May 13, 2019
Diablo Water District	In process
Fair Oaks Water District	In process

DISCUSSION POINTS ON THE CALIFORNIA VOTING RIGHTS ACT
San Juan Water District Legal Affairs Committee Meeting
February 8, 2019

- Cal. Voting Rights Act of 2001, as amended, is codified at Elections Code sections 14025 – 14032.
- EC section 14027 sets the standard: An at-large method of election may not be used if it impairs the ability of a protected class to elect candidates of its choice or its ability to influence the outcome of an election. Impairment occurs “as a result of the dilution or the abridgment of the rights of voters who are members of a protected class.”
 - A protected class is, “a class of voters who are members of a race, color, or language minority group” as further defined in the federal Voting Rights Act of 1965. (EC section 14026(d).)
- A violation of the standard is established by showing that “racially polarized voting” exists. (EC section 14028(a).)
 - “Racially polarized voting” means voting in which there is a difference between how members in the protected class votes versus the voting patterns of persons not in the protected class. (EC section 14026(e).)
 - Whether racially polarized voting exists is determined by methodologies developed through appellate decisions decided in federal and state voting rights enforcement lawsuits. In general, the approved methodologies involve statistical analyses performed by expert statisticians and demographers.
 - The analysis is not limited to the most recent election held by the agency against which a claim is filed. The analysis can look at historical trends in that agency’s elections, as well as trends in elections held by other agencies in the same general locality.
 - Lack of intent is not a defense – this is a strict liability issue.
- If a violation of the VRA is proven, a court may order the offending agency to change its voting system to “by division” (i.e., a Director must live in the division and is only voted for by voters residing in that division). The court also may award attorneys’ fees and costs. Public agencies that have tried to fight these claims generally have lost and, in some cases, have incurred several million dollars in attorneys’ fees.
- If San Juan were to receive a letter from a law firm like the one received by Citrus Heights or other written notice, which is a requirement of the VRA before a claimant may file a lawsuit, the Cal. VRA provides a “safe harbor” process for avoiding substantial liability.

- The “safe harbor” process requires the agency to change its voting system on a very short timeline, in exchange for which the agency’s liability is capped at the actual amount of attorneys’ fees spent by the claimant, or \$30,000, whichever is less.
 - Within 45 days of receiving a violation notice, the public agency must decide whether to defend the lawsuit or implement the process to voluntarily change its voting system. If the agency chooses to voluntarily convert, its governing body must adopt a resolution within the 45-day period stating that intent.
 - The resolution must outline the steps the agency will take to convert its voting system to “by division” and must implement those steps within the additional 90-day period granted by the VRA to complete the conversion.
 - There are a number of required meetings and milestones that the agency must comply with, but they are beyond the scope of this discussion and therefore are not detailed here.
- The agency also must map the proposed new divisions. The divisions must be drawn in accordance with established law to be reasonably equal in population, and the divisions must be as contiguous and compact as possible, taking into account to the extent practical geography and the need to preserve communities of interest within a single division.
 - Using the safe harbor process does not disenfranchise incumbents. The VRA safe harbor process permits an agency to create an orderly process in which incumbents are permitted to serve out their existing terms.
 - But the VRA cautions that elections using the new electoral divisions may not be unreasonably delayed for the convenience of incumbents. Thus, the agency generally must implement the by division voting system starting with the next general agency election.
 - There are creative ways to ensure an orderly change for incumbents by trying to draw new divisions so that incumbents up for reelection in the next election reside in the new divisions, and then having the remaining incumbents stand for election (or withdraw if they reside in another incumbent’s division) in the following election.
 - The Uniform District Election Law (EC sections 10500 and following) and CSD Law also provide a process for San Juan to change its election system voluntarily at any other time. If the Board desires to change its existing “at-large” system to a “by division” system in the near future to negate any possibility of a VRA claim, it may do so using this alternative process.



National Demographics Corporation



Updated Counts of CVRA-Driven Changes

195 is NDC's latest tally of California jurisdictions changing to by-district elections as a result of the California Voting Rights Act (CVRA):

131 school districts,
28 cities,
1 county,
27 community college districts, and
8 other special districts.

These counts includes jurisdictions that have completed the process and those currently in the process. NDC has assisted 104 of them, including 24 of the 28 cities and 69 school districts. All of us at NDC appreciate the many jurisdictions that have partnered with NDC on this change process.

NDC is happy to help your jurisdiction too: if you have questions about CVRA; if you want to evaluate whether your jurisdiction needs to change to avoid a CVRA lawsuit; or if your jurisdiction is ready to make the change, please contact us today.

[< Supreme Court Upholds Ruling that CVRA applies to Charter Cities](#) [NDC Launches AZ BBSP Program >](#)

FROM OUR CLIENTS:

"Doug Johnson and his staff were absolutely outstanding. They were always very responsive to whatever requests we made. Their desire was to

AGENDA ITEM V-2

NOTICE OF VACANCY FOR THE UNEXPIRED TERM OF THE ALTERNATE PUBLIC MEMBER ON THE PLACER LOCAL AGENCY FORMATION COMMISSION

The Placer Local Agency Formation Commission (LAFCO) is state mandated governmental agency that reviews the proposals for the formation of new local governments and changes of organization in existing government agencies. Placer LAFCO is seeking applications for the position of **Alternate Public Member**.

The public member represents the public on the Commission, whereas each of the other members are appointed to represent a city, the county or a special district. The alternate member is appointed by the other LAFCO members. An employee or officer of a city, the county or any special district is not eligible to serve as a public member. The Commissioners must reside in Placer County. Alternates may participate in discussion during any meeting, however they vote only in the absence of the regular public member.

LAFCO is a statutorily-created independent regulatory commission that plans and regulates the boundaries of cities and special districts within Placer County. Meetings are usually held at 4 p.m. on the second Wednesday of each month. The Commission is comprised of seven members – two county members, two city members, two special district members and one public member. There are four alternate members, one for each category of membership. The position is for a term that expires in May of 2023.

Candidates must submit a written application by 4:30 p.m. October 14, 2019. Applications may be obtained from the Placer Local Agency Formation Commission, 110 Maple Street, Auburn, CA 95603. It is likely that the Commission will make the appointment at its regular meeting on November 13, 2019. To obtain more information, please contact Kris Berry, Placer LAFCO Executive Officer, by calling (530) 889-4097, or emailing lafco@placer.ca.gov.

Placer Local Agency Formation Commission
110 Maple Street, Auburn CA 95603
(530) 889-4097

ALTERNATE PUBLIC MEMBER

Name: _____

Residence Address: _____

Residence Telephone Number: _____

E-Mail Address: _____

Employer: _____

Business Address: _____

Business Telephone Number: _____

I am applying for the position of Alternate Public Member

=====

Please briefly describe your experience in local government and/or with local community organizations: _____

Please briefly describe your employment experience:

Please briefly describe your educational background:

On a separate page, explain why you are interested in serving on the Placer Local Agency Formation Commission, and how your appointment would be of benefit to the Commission and the community. Please do not exceed one page.

Signed: _____ Dated: _____

Applications must be received no later than 4:30 p.m. on October 14, 2019.

Thank you for your interest in the Placer Local Agency Formation Commission.

STAFF REPORT

To: Board of Directors
 From: Paul Helliker, General Manager
 Date: September 25, 2019
 Subject: General Manager's Monthly Report (August)

RECOMMENDED ACTION

For information only, no action requested.

TREATMENT PLANT OPERATIONS

Water Production for August

Item	2019	2018	Difference
Monthly Production AF	6,896.36	7,203.28	-4.3%
Daily Average MG	72.49	75.72	-4.3%
Annual Production AF	25,559.81	25,151.62	1.6%

Water Turbidity

Item	August 2019	July 2019	Difference
Raw Water Turbidity NTU	1.43	1.48	-3%
Treated Water Turbidity NTU	0.023	0.023	0%
Monthly Turbidity Percentage Reduction	98.39%	98.46%	

*Folsom Lake Reservoir Storage Level AF**

Item	2019	2018	Difference
Lake Volume AF	835,490	622,887	34%

AF – Acre Feet

MG – Million Gallons

NTU – Nephelometric Turbidity Unit

* Total Reservoir Capacity: 977,000 AF

Other Items of Interest:

- Complete painting of filter gallery lights and handrails
- Perform WS meter testing (large meters)
- Complete admin electrical panel relocation
- Participation in Outward Mindset Training (WTP manager and chief positions)
- Performed quarterly fire drill

SYSTEM OPERATIONS

Distribution Operations:

Item	August 2019	July 2019	Difference
Leaks and Repairs	14	8	+6
Mains Flushed	0	34	-34
Valves Exercised	66	49	+17
Back Flows Tested	6	32	-26
Customer Service Calls	43	60	-17

Distribution System Water Quality:

Water Quality Samples Taken	# Failed Samples	Supporting Information
40 Lab	0	
6 In-House	0	

Other Items of Interest:

- Flushing goal has been met for the year
- District entered into contract with Xylem to perform Hydrant Maintenance and Valve Exercising, 56 valves were exercised and 70 hydrants assessed

CUSTOMER SERVICE ACTIVITIES

Billing Information for Month of August

Total Number of Bills Issued	Total Number of Reminders Mailed	Total Number of Shut-off Notices Delivered	Total Number of Disconnections
5155	843	185	20

Water Efficiency Activities

Water Waste Complaints Received	Number of Customers Contacted for High Usage (potential leaks)	Number of Rebates Processed	Number of Meters Tested/Repaired (non-reads)
20	233	15	77

Other Activities

- A workshop was held on Saturday, August 17th teaching participants how to bring pollinators to their landscape.
- 236 meter box clearance request letters were mailed out to customers this month
- Draft documents to satisfy the requirements of SB998, the bill requiring the District to lengthen its disconnection process, were sent to the attorney for review with the goal of presenting the information to the Board in September

ENGINEERING - NEW URBAN DEVELOPMENTS (SJWD Retail Service Area)

Project Title	Description	Status	Issues / Notes
Ali Minor Subdivision	3-Lot Subdivision (7911 Hazel Ave)	Construction now Complete	In Closeout
Barton Ranch	10-Lot Subdivision (8190 Barton Rd)	Construction now Complete	In Closeout,
Chula Acres	4-Lot Minor Subdivision (8149 Excelsior Ave)	Approved for Construction	Planning for 2019 const.
Colinas Estates	10-Lot Subdivision (8137 Joe Rodgers)	Construction done, doing Punchlist	Nearing Completion. Water is done.
Eureka at GB (former Micherra Place Proj.)	28 Condominium Units (SW Cor. Eureka & AFR)	Approved for Construction	Planning for 2019 const. start.
GB Memory Care	Commercial Business (6400 Douglas Blvd)	In Design Review	Planning for 2019 const. start
Greyhawk III	44 high-density & 28 SFR lots (NE Cor. Eureka & SCB)	In Design Review	Planning for 2019 const. start
Wellquest Senior Living (prior Ovation)	Commercial Business (114-Unit 2-story Assisted Living Facility; 9747 Sierra College Blvd.)	In Construction	Nearing completion. Water almost done. PRS Const starting.
Placer County Retirement Residence	Commercial Business (145-Unit Multi-story Assisted Living Facility; 3865 Old Auburn Rd)	In Design Review	Planning for 2019 const. start
Pond View	Commercial Business (5620 5630 5640 Douglas Blvd)	Approved for Construction	Planning to begin const in 2019
SPFD Station 15	Fire Station Bldg Improvements, with water service upgrades	Construction now Complete	In Closeout
Quarry Ridge Prof. Office Park	Comm Business (4 parcels to develop 4 gen/med office Bldgs; NE Corner of Douglas and Berg)	Approved for Construction	Planning to begin const in 2019
Rancho Del Oro	89 Lot Subdivision (Olive Ranch & Cavitt Stallman)	Will need re-approval for Construction	On hold pending County and Envr Approvals. Requesting County extension.
Self Parcel Split (3600 & 3630 Allison Ave)	4 Lot Minor Subdivision (on a new street "Laura Lane", off Allison Dr.)	In Construction	Construction nearing completion.
The Park at Granite Bay	56 lot Subdivision (SCB south of Annabelle)	Approved for Construction	Mass grading done. Re-start in 2019.
The Residences at GB	4-Lot Minor Subdivision (NW Cor. Barton & E Rsvl Pkwy)	In Design Review	
Ventura of GB	33-Lot Subdivision (6832 Eureka Rd)	In Design Review	
Whitehawk I	24-Lot Subdivision (Douglas, west of Barton)	In Design Review	Planning Dept review underway
Whitehawk II	56-Lot Subdivision (Douglas, west of Barton)	In Design Review	Planning Dept review underway. Likely to build before Whitehawk I.

ENGINEERING - CAPITAL PROJECTS

Status Update for Current Retail Projects

Project Title	Description	Status	Issues / Notes
Retail Master Plan Update	Update the 2005/7 Retail Master Plan	Underway.	
Bacon BPS HVAC Improvements	Install HVAC to provide climate conditions for controls and instrumentation	Construction is completed, doing Punchlist items.	
SCADA Radio Replacemets – North Phase	Replace outdated 900 MHz radios with 173 MHz equipment	Under Construction	
GIS Implementation	Update the aged GIS with new software and integrate with the CMMS and FIS/CIS systems	Under Implementation, in testing phase.	
Spahn Ranch Rd. Main Extension	Install new pipeline; provides looped distribution network	In Design Phase	Working with property owner for easement
Cavitt Stallman 12" (Mystery Cr to Oak Pines)	Install new pipeline on Cavitt Stallman between Mystery Creek Ln and Oak Pines Ln.	In Design	Construction in FY 19/20
Woodminister Services Replacements	Replace 18 aged services	In Design	Construction in FY 19/20
Kokila (SJWD/PCWA) 12-Inch Intertie Pipeline	Interconnection with PCWA	In Design	Working with RWA on Grant Funding
Canyon Falls Village PRS Replacement	Rehabilitation of an existing Pressure Reducing Station (PRV) located near the intersection of Canyon Falls Drive and Santa Juanita Ave.	East PRS is now completed, doing design for West PRS	
Douglas PRS ("Grosvenor PRS")	Rehabilitation of an existing Pressure Reducing Station (PRV) located on Douglas near Grosvenor	Construction nearing completion, Punchlist items.	
Eastridge Dr CV Station	Design and construct CV station between Sierra and Gravity Zones. Needed to supply 3,125-gpm fire flow for the Wellquest project on SCB	In construction	
UGB & LGB Low Flow Pumps and LGB/CP MOV	Installation of two new low flow pumps, one each at the Lower and Upper Granite Bay pump stations	In Design. Pumps are being pre-purchased	Installation and commission in FY 19/20

Status Update for Current Wholesale Projects

Project Title	Description	Status (% Complete)	Issues/ Notes
WTP Thickeners Lining	Clean, repair and line the interior walls and floor of the three thickeners to eliminate leakage and protect the concrete and reinforcing from damage	In Design. Bidding in FY 19/20.	
WTP Filters Improvements	R&R Filter Materials, nozzles, and resurface spalled filter floor and wall areas	In Design, going out to Bid, Oct BOD award.	
FO-40 T-Main Relining	Relining of the existing ±11,000 foot long steel pipeline	Construction completed	In Closeout.
Hinkle Liner & Cover Repl'mt	Replace both the hypalon cover and liner	. Going into Design Phase. Planning to operate WTP without Hinkle.	Applying for SRF funding
Lime System Improvements	Improvements for the WTP's lime system control and feeder system	In Design	
WTP On-Site Residuals Management Improvement Project	Management of the WTP residuals disposal area and improvements needed to meet regulatory requirements.	In Design Phase.	Const in FY 19/20

SAFETY & REGULATORY TRAINING – August 2019

Training Course	Staff
Office Security/Workplace Violence Prevention	Finance & Executive
Work Place Stress	WTP
Pesticide Safety	FS – Pump Crew

FINANCE/BUDGET

See attached



San Juan Water District, CA

Wholesale Operating Income Statement

Group Summary

For Fiscal: 2019-2020 Period Ending: 08/31/2019

Account	Original Total Budget	Current Total Budget	MTD Activity	YTD Activity	Budget Remaining
Fund: 010 - WHOLESALE					
Revenue					
41000 - Water Sales	11,157,700.00	11,157,700.00	0.00	1,761,206.00	9,396,494.00
43000 - Rebate	1,500.00	1,500.00	65.25	65.25	1,434.75
45000 - Other Operating Revenue	0.00	0.00	0.00	43.72	-43.72
49000 - Other Non-Operating Revenue	144,600.00	144,600.00	0.00	-1,448.12	146,048.12
Revenue Total:	11,303,800.00	11,303,800.00	65.25	1,759,866.85	9,543,933.15
Expense					
51000 - Salaries and Benefits	3,712,900.00	3,712,900.00	250,961.18	532,635.59	3,180,264.41
52000 - Debt Service Expense	928,000.00	928,000.00	0.00	-392,084.77	1,320,084.77
53000 - Source of Supply	1,045,900.00	1,045,900.00	2,598.33	231,893.07	814,006.93
54000 - Professional Services	735,800.00	735,800.00	10,769.96	44,866.46	690,933.54
55000 - Maintenance	547,300.00	547,300.00	17,638.79	76,051.43	471,248.57
56000 - Utilities	179,600.00	179,600.00	328.94	11,885.49	167,714.51
57000 - Materials and Supplies	604,600.00	604,600.00	24,460.49	84,825.32	519,774.68
58000 - Public Outreach	36,100.00	36,100.00	0.00	0.00	36,100.00
59000 - Other Operating Expenses	427,500.00	427,500.00	20,325.68	118,390.04	309,109.96
69000 - Other Non-Operating Expenses	1,600.00	1,600.00	0.00	0.00	1,600.00
69900 - Transfers Out	2,498,300.00	2,498,300.00	0.00	0.00	2,498,300.00
Expense Total:	10,717,600.00	10,717,600.00	327,083.37	708,462.63	10,009,137.37
Fund: 010 - WHOLESALE Surplus (Deficit):	586,200.00	586,200.00	-327,018.12	1,051,404.22	-465,204.22
Total Surplus (Deficit):	586,200.00	586,200.00	-327,018.12	1,051,404.22	

Fund Summary

Fund	Original Total Budget	Current Total Budget	MTD Activity	YTD Activity	Budget Remaining
010 - WHOLESAL	586,200.00	586,200.00	-327,018.12	1,051,404.22	-465,204.22
Total Surplus (Deficit):	586,200.00	586,200.00	-327,018.12	1,051,404.22	



San Juan Water District, CA

Wholesale Capital Income Statement

Group Summary

For Fiscal: 2019-2020 Period Ending: 08/31/2019

Account	Original Total Budget	Current Total Budget	MTD Activity	YTD Activity	Budget Remaining
Fund: 011 - Wholesale Capital Outlay					
Revenue					
42000 - Taxes & Assessments	1,123,000.00	1,123,000.00	0.00	0.00	1,123,000.00
44000 - Connection Fees	100,000.00	100,000.00	2,372.00	8,916.00	91,084.00
44500 - Capital Contributions - Revenue	43,700.00	43,700.00	0.00	10,925.00	32,775.00
49000 - Other Non-Operating Revenue	145,000.00	145,000.00	0.00	-2,345.26	147,345.26
49990 - Transfer In	2,498,300.00	2,498,300.00	0.00	0.00	2,498,300.00
Revenue Total:	3,910,000.00	3,910,000.00	2,372.00	17,495.74	3,892,504.26
Expense					
55000 - Maintenance	934,000.00	934,000.00	0.00	0.00	934,000.00
61000 - Capital Outlay	8,446,400.00	8,446,400.00	23,475.38	29,523.32	8,416,876.68
Expense Total:	9,380,400.00	9,380,400.00	23,475.38	29,523.32	9,350,876.68
Fund: 011 - Wholesale Capital Outlay Surplus (Deficit):	-5,470,400.00	-5,470,400.00	-21,103.38	-12,027.58	-5,458,372.42
Total Surplus (Deficit):	-5,470,400.00	-5,470,400.00	-21,103.38	-12,027.58	

Fund Summary

Fund	Original	Current	MTD Activity	YTD Activity	Budget
	Total Budget	Total Budget			Remaining
011 - Wholesale Capital Outlay	-5,470,400.00	-5,470,400.00	-21,103.38	-12,027.58	-5,458,372.42
Total Surplus (Deficit):	-5,470,400.00	-5,470,400.00	-21,103.38	-12,027.58	



San Juan Water District, CA

Retail Operating Income Statement

Group Summary

For Fiscal: 2019-2020 Period Ending: 08/31/2019

Account	Original Total Budget	Current Total Budget	MTD Activity	YTD Activity	Budget Remaining
Fund: 050 - RETAIL					
Revenue					
41000 - Water Sales	12,399,400.00	12,399,400.00	995,434.53	2,106,293.46	10,293,106.54
45000 - Other Operating Revenue	363,200.00	363,200.00	8,451.65	27,533.95	335,666.05
49000 - Other Non-Operating Revenue	154,400.00	154,400.00	0.00	26,252.24	128,147.76
Revenue Total:	12,917,000.00	12,917,000.00	1,003,886.18	2,160,079.65	10,756,920.35
Expense					
51000 - Salaries and Benefits	5,040,100.00	5,040,100.00	350,462.31	735,962.93	4,304,137.07
52000 - Debt Service Expense	516,200.00	516,200.00	0.00	-218,055.86	734,255.86
53000 - Source of Supply	3,075,500.00	3,075,500.00	0.00	543,826.00	2,531,674.00
54000 - Professional Services	1,267,100.00	1,267,100.00	5,077.64	41,921.11	1,225,178.89
55000 - Maintenance	213,800.00	213,800.00	9,991.42	129,149.41	84,650.59
56000 - Utilities	293,700.00	293,700.00	538.94	28,903.82	264,796.18
57000 - Materials and Supplies	334,200.00	334,200.00	6,780.98	19,697.19	314,502.81
58000 - Public Outreach	80,500.00	80,500.00	0.00	0.00	80,500.00
59000 - Other Operating Expenses	584,200.00	584,200.00	24,336.86	84,682.89	499,517.11
69000 - Other Non-Operating Expenses	1,500.00	1,500.00	0.00	0.00	1,500.00
69900 - Transfers Out	974,500.00	974,500.00	0.00	0.00	974,500.00
Expense Total:	12,381,300.00	12,381,300.00	397,188.15	1,366,087.49	11,015,212.51
Fund: 050 - RETAIL Surplus (Deficit):	535,700.00	535,700.00	606,698.03	793,992.16	-258,292.16
Total Surplus (Deficit):	535,700.00	535,700.00	606,698.03	793,992.16	

Fund Summary

Fund	Original Total Budget	Current Total Budget	MTD Activity	YTD Activity	Budget Remaining
050 - RETAIL	535,700.00	535,700.00	606,698.03	793,992.16	-258,292.16
Total Surplus (Deficit):	535,700.00	535,700.00	606,698.03	793,992.16	



San Juan Water District, CA

Retail Capital Income Statement

Group Summary

For Fiscal: 2019-2020 Period Ending: 08/31/2019

Account	Original Total Budget	Current Total Budget	MTD Activity	YTD Activity	Budget Remaining
Fund: 055 - Retail Capital Outlay					
Revenue					
42000 - Taxes & Assessments	1,123,000.00	1,123,000.00	0.00	0.00	1,123,000.00
44000 - Connection Fees	100,000.00	100,000.00	0.00	49,790.00	50,210.00
49000 - Other Non-Operating Revenue	150,000.00	150,000.00	0.00	-1,008.08	151,008.08
49990 - Transfer In	974,500.00	974,500.00	0.00	0.00	974,500.00
Revenue Total:	2,347,500.00	2,347,500.00	0.00	48,781.92	2,298,718.08
Expense					
54000 - Professional Services	308,000.00	308,000.00	0.00	0.00	308,000.00
61000 - Capital Outlay	3,686,300.00	3,686,300.00	33,786.30	76,183.17	3,610,116.83
Expense Total:	3,994,300.00	3,994,300.00	33,786.30	76,183.17	3,918,116.83
Fund: 055 - Retail Capital Outlay Surplus (Deficit):	-1,646,800.00	-1,646,800.00	-33,786.30	-27,401.25	-1,619,398.75
Total Surplus (Deficit):	-1,646,800.00	-1,646,800.00	-33,786.30	-27,401.25	

Fund Summary

Fund	Original Total Budget	Current Total Budget	MTD Activity	YTD Activity	Budget Remaining
055 - Retail Capital Outlay	-1,646,800.00	-1,646,800.00	-33,786.30	-27,401.25	-1,619,398.75
Total Surplus (Deficit):	-1,646,800.00	-1,646,800.00	-33,786.30	-27,401.25	

Summary

Project Summary

Project Number	Project Name	Total Revenue	Total Expense	Revenue Over/ (Under) Expenses
171109	GIS Assessment and Implementation	0.00	1,500.00	-1,500.00
191225	SCADA Improvements - Radio North PI	0.00	4,315.43	-4,315.43
191280	Hinkle Reservoir Cover	0.00	1,306.96	-1,306.96
195210	SCADA Radio Replacments North Phas	0.00	4,506.50	-4,506.50
195265	Douglas Booster Pump Station Electric	0.00	0.00	0.00
201108	Admin Building Integrated Life Safety I	0.00	297.14	-297.14
205129	Bacon #1 VFD Replacement	0.00	16,843.23	-16,843.23
Project Totals:		0.00	28,769.26	-28,769.26

Group Summary

Group	Total Revenue	Total Expense	Revenue Over/ (Under) Expenses
CIP - Asset	0.00	28,769.26	-28,769.26
Group Totals:	0.00	28,769.26	-28,769.26

Type Summary

Type	Total Revenue	Total Expense	Revenue Over/ (Under) Expenses
Engineering	0.00	23,146.87	-23,146.87
Water Treatment Plant	0.00	5,622.39	-5,622.39
Type Totals:	0.00	28,769.26	-28,769.26

GL Account Summary

GL Account Number	GL Account Name	Total Revenue	Total Expense	Revenue Over/ (Under) Expenses
011-700-61140	Capital Outlay - Buildings & Im...	0.00	148.57	148.57
011-700-61155	Capital Outlay - Reservoirs & I...	0.00	1,306.96	1,306.96
011-700-61160	Capital Outlay - Equipment and..	0.00	4,315.43	4,315.43
011-700-61180	Capital Outlay - Software	0.00	375.00	375.00
055-700-61135	Capital Outlay - Pump Stations...	0.00	16,843.23	16,843.23
055-700-61140	Capital Outlay - Buildings & Im...	0.00	148.57	148.57
055-700-61160	Capital Outlay - Equipment and..	0.00	4,506.50	4,506.50
055-700-61180	Capital Outlay - Software	0.00	1,125.00	1,125.00
GL Account Totals:		0.00	28,769.26	28,769.26



San Juan Water District, CA

Balance Sheet

Account Summary

As Of 08/31/2019

Account	010 - WHOLESALE	011 - Wholesale Capital Outlay	050 - RETAIL	055 - Retail Capital Outlay	Total
Asset					
Type: 1000 - Assets					
10010 - Cash and Investments	8,837,742.35	11,090,558.83	2,191,435.43	4,723,437.53	26,843,174.14
10510 - Accounts Receivable	4,857.60	0.84	256,139.44	0.06	260,997.94
11000 - Inventory	0.00	0.00	140,696.06	0.00	140,696.06
12000 - Prepaid Expense	82,084.85	0.00	39,685.04	0.00	121,769.89
14010 - Deferred Outflows	3,222,632.92	0.00	3,345,038.19	0.00	6,567,671.11
17010 - Capital Assets - Work in Progress	229,655.17	0.00	1,199,573.19	0.00	1,429,228.36
17150 - Capital Assets - Land Non-depreciable	98,212.00	0.00	166,272.00	0.00	264,484.00
17160 - Capital Assets - Land Improvements	814,105.59	0.00	83,970.80	0.00	898,076.39
17200 - Capital Assets - Pump Stations & Improvements	7,047,178.00	0.00	5,527,475.04	0.00	12,574,653.04
17300 - Capital Assets - Buildings & Improvements	1,267,245.92	0.00	263,336.06	0.00	1,530,581.98
17350 - Capital Assets - Water Treatment Plant & Imp	35,573,069.88	0.00	16,000.00	0.00	35,589,069.88
17400 - Capital Assets - Mains/Pipelines & Improvements	29,288,015.94	0.00	42,097,311.77	0.00	71,385,327.71
17500 - Capital Assets - Reservoirs & Improvements	2,876,930.81	0.00	2,492,421.90	0.00	5,369,352.71
17700 - Capital Assets - Equipment & Furniture	13,655,052.49	0.00	1,106,546.03	0.00	14,761,598.52
17750 - Capital Assets - Vehicles	304,780.00	0.00	499,226.87	0.00	804,006.87
17800 - Capital Assets - Software	447,653.38	0.00	403,200.40	0.00	850,853.78
17850 - Capital Assets - Intangible	666,196.00	0.00	0.00	0.00	666,196.00
17900 - Less Accumulated Depreciation	-36,476,704.83	0.00	-27,611,069.83	0.00	-64,087,774.66
Total Type 1000 - Assets:	67,938,708.07	11,090,559.67	32,217,258.39	4,723,437.59	115,969,963.72
Total Asset:	67,938,708.07	11,090,559.67	32,217,258.39	4,723,437.59	115,969,963.72
Liability					
Type: 1000 - Assets					
10510 - Accounts Receivable	0.00	0.00	96,888.91	0.00	96,888.91
Total Type 1000 - Assets:	0.00	0.00	96,888.91	0.00	96,888.91
Type: 2000 - Liabilities					
20010 - Accounts Payable	44,359.93	21,478.29	24,381.56	31,789.21	122,008.99
20100 - Retentions Payable	0.00	132,340.99	0.00	140,564.66	272,905.65
21200 - Salaries & Benefits Payable	32,963.67	0.00	53,503.10	0.00	86,466.77
21250 - Payroll Taxes Payable	0.01	0.00	-0.01	0.00	0.00
21300 - Compensated Absences	355,962.20	0.00	490,814.21	0.00	846,776.41
21500 - Premium on Issuance of Bonds Series 2017	1,806,328.11	0.00	1,006,478.78	0.00	2,812,806.89
21600 - OPEB Liability	1,868,077.67	0.00	2,435,346.48	0.00	4,303,424.15
21700 - Pension Liability	680,652.08	0.00	884,065.34	0.00	1,564,717.42

Balance Sheet

As Of 08/31/2019

Account	010 - WHOLESALE	011 - Wholesale Capital Outlay	050 - RETAIL	055 - Retail Capital Outlay	Total
22010 - Deferred Income	0.00	0.00	78,559.24	0.00	78,559.24
22050 - Deferred Inflows	1,146,899.89	0.00	1,489,651.58	0.00	2,636,551.47
24200 - 2012 Bonds Payable	6,244,443.50	0.00	3,390,556.50	0.00	9,635,000.00
24250 - Bonds Payable 2017 Refunding	15,753,600.00	0.00	8,861,400.00	0.00	24,615,000.00
Total Type 2000 - Liabilities:	27,933,287.06	153,819.28	18,714,756.78	172,353.87	46,974,216.99
Total Liability:	27,933,287.06	153,819.28	18,811,645.69	172,353.87	47,071,105.90
Equity					
Type: 3000 - Equity					
30100 - Investment in Capital Assets	33,286,870.81	0.00	13,014,612.39	0.00	46,301,483.20
30500 - Designated Reserves	5,667,145.98	10,948,767.97	-402,991.85	4,578,484.97	20,791,407.07
Total Type 3000 - Equity:	38,954,016.79	10,948,767.97	12,611,620.54	4,578,484.97	67,092,890.27
Total Total Beginning Equity:	38,954,016.79	10,948,767.97	12,611,620.54	4,578,484.97	67,092,890.27
Total Revenue	1,759,866.85	17,495.74	2,160,079.65	48,781.92	3,986,224.16
Total Expense	708,462.63	29,523.32	1,366,087.49	76,183.17	2,180,256.61
Revenues Over/Under Expenses	1,051,404.22	-12,027.58	793,992.16	-27,401.25	1,805,967.55
Total Equity and Current Surplus (Deficit):	40,005,421.01	10,936,740.39	13,405,612.70	4,551,083.72	68,898,857.82
Total Liabilities, Equity and Current Surplus (Deficit):	67,938,708.07	11,090,559.67	32,217,258.39	4,723,437.59	115,969,963.72



San Juan Water District, CA

Check Report

By Check Number

Date Range: 08/01/2019 - 08/31/2019

Vendor Number	Vendor Name	Payment Date	Payment Type	Discount Amount	Payment Amount	Number
Bank Code: APBNK-APBNK						
03406	Alpha Analytical Laboratories Inc.	08/06/2019	Regular	0.00	90.00	54514
03731	Bay Cities Paving and Grading	08/06/2019	Regular	0.00	1,876.88	54515
01368	Citrus Heights Water District	08/06/2019	Regular	0.00	34,150.00	54516
01378	Clark Pest Control of Stockton	08/06/2019	Regular	0.00	150.00	54517
01569	Employee Relations, Inc.	08/06/2019	Regular	0.00	4.50	54518
01601	Fair Oaks Water District	08/06/2019	Regular	0.00	21,650.00	54519
03091	Granite Bay Ace Hardware	08/06/2019	Regular	0.00	121.53	54520
02649	MUFG Union Bank, N.A.	08/06/2019	Regular	0.00	3,105.00	54521
02131	Office Depot, Inc.	08/06/2019	Regular	0.00	372.98	54522
02280	Rawles Engineering, Inc	08/06/2019	Regular	0.00	24,436.30	54523
02223	Rexel Inc (Platt - Rancho Cordova)	08/06/2019	Regular	0.00	942.07	54524
02302	Riebes Auto Parts, LLC	08/06/2019	Regular	0.00	1.28	54525
02392	Safeguard Business Systems, Inc.	08/06/2019	Regular	0.00	68.23	54526
02514	State Water Resources Control Board - SWRCB	08/06/2019	Regular	0.00	105.00	54527
02651	United Parcel Service Inc	08/06/2019	Regular	0.00	126.38	54528
02717	Water Research Foundation	08/06/2019	Regular	0.00	27,165.00	54529
03406	Alpha Analytical Laboratories Inc.	08/14/2019	Regular	0.00	3,103.00	54530
01073	Amarjeet Singh Garcha	08/14/2019	Regular	0.00	1,500.00	54531
03594	Borges & Mahoney, Inc.	08/14/2019	Regular	0.00	6,612.29	54532
01310	Capital Rubber Co., Ltd	08/14/2019	Regular	0.00	1,270.74	54533
03706	Capra Environmental Services, Corp.	08/14/2019	Regular	0.00	900.00	54534
01316	Carbonite Filter Corporation	08/14/2019	Regular	0.00	6,693.34	54535
03345	Cessna, Chris	08/14/2019	Regular	0.00	453.00	54536
01372	City of Folsom	08/14/2019	Regular	0.00	33.60	54537
01375	City of Sacramento	08/14/2019	Regular	0.00	2,603.41	54538
01494	Dewey Services Inc.	08/14/2019	Regular	0.00	86.00	54539
01659	Gary Webb Trucking	08/14/2019	Regular	0.00	105.00	54540
03091	Granite Bay Ace Hardware	08/14/2019	Regular	0.00	88.93	54541
03736	Hallmark Building and Development	08/14/2019	Regular	0.00	1,960.12	54542
03735	Heimberg, Sheldon	08/14/2019	Regular	0.00	182.92	54543
03716	Janice D. Thompson & Associates, LLC	08/14/2019	Regular	0.00	4,639.49	54544
03669	MFDB Architects, Inc.	08/14/2019	Regular	0.00	27,452.25	54545
02649	MUFG Union Bank, N.A.	08/14/2019	Regular	0.00	1,530.85	54546
02131	Office Depot, Inc.	08/14/2019	Regular	0.00	183.39	54547
02150	Pace Supply Corp	08/14/2019	Regular	0.00	611.02	54548
02280	Rawles Engineering, Inc	08/14/2019	Regular	0.00	10,275.00	54549
02283	Recology Auburn Placer	08/14/2019	Regular	0.00	657.88	54550
02223	Rexel Inc (Platt - Rancho Cordova)	08/14/2019	Regular	0.00	551.00	54551
02302	Riebes Auto Parts, LLC	08/14/2019	Regular	0.00	173.70	54552
03732	Roth, Emily	08/14/2019	Regular	0.00	44.07	54553
01411	SureWest Telephone	08/14/2019	Regular	0.00	1,616.94	54554
02540	Sutter Medical Foundation	08/14/2019	Regular	0.00	169.00	54555
02463	The New AnswerNet	08/14/2019	Regular	0.00	620.64	54556
03729	Tree Pro Tree Services, Inc.	08/14/2019	Regular	0.00	9,000.00	54557
02667	US Bank Corporate Payments Sys (CalCard)	08/14/2019	Regular	0.00	15,132.93	54558
	Void	08/14/2019	Regular	0.00	0.00	54559
	Void	08/14/2019	Regular	0.00	0.00	54560
	Void	08/14/2019	Regular	0.00	0.00	54561
	Void	08/14/2019	Regular	0.00	0.00	54562
	Void	08/14/2019	Regular	0.00	0.00	54563
	Void	08/14/2019	Regular	0.00	0.00	54564
	Void	08/14/2019	Regular	0.00	0.00	54565
	Void	08/14/2019	Regular	0.00	0.00	54566
01041	Afman, Todd R	08/20/2019	Regular	0.00	684.28	54571

Check Report

Date Range: 08/01/2019 - 08/31/2019

Vendor Number	Vendor Name	Payment Date	Payment Type	Discount Amount	Payment Amount	Number
03406	Alpha Analytical Laboratories Inc.	08/20/2019	Regular	0.00	508.00	54572
03653	Baird, Kelly	08/20/2019	Regular	0.00	26.18	54573
01569	Employee Relations, Inc.	08/20/2019	Regular	0.00	95.35	54574
03173	Foley, Jacqueline	08/20/2019	Regular	0.00	188.75	54575
01659	Gary Webb Trucking	08/20/2019	Regular	0.00	3,066.00	54576
03091	Granite Bay Ace Hardware	08/20/2019	Regular	0.00	101.23	54577
01706	Graymont Western US Inc.	08/20/2019	Regular	0.00	6,642.05	54578
03679	L and D Landfill Limited Partnership	08/20/2019	Regular	0.00	7,585.74	54579
02024	MCI WORLDCOM	08/20/2019	Regular	0.00	64.47	54580
01916	Miller, Ken	08/20/2019	Regular	0.00	48.80	54581
02093	NDS Solutions, Inc	08/20/2019	Regular	0.00	2,343.16	54582
03239	NorCal RotoCo, Inc.	08/20/2019	Regular	0.00	344.12	54583
02129	Occu-Med Ltd.	08/20/2019	Regular	0.00	242.00	54584
02131	Office Depot, Inc.	08/20/2019	Regular	0.00	769.59	54585
02150	Pace Supply Corp	08/20/2019	Regular	0.00	1,291.12	54586
02146	PG&E	08/20/2019	Regular	0.00	3,519.45	54587
	Void	08/20/2019	Regular	0.00	0.00	54588
03150	Professional Id Cards Inc	08/20/2019	Regular	0.00	12.50	54589
02223	Rexel Inc (Platt - Rancho Cordova)	08/20/2019	Regular	0.00	325.63	54590
02293	RFI Enterprises, Inc	08/20/2019	Regular	0.00	51.34	54591
02302	Riebes Auto Parts, LLC	08/20/2019	Regular	0.00	144.96	54592
02328	Rocklin Windustrial Co	08/20/2019	Regular	0.00	4.15	54593
02357	Sacramento Municipal Utility District (SMUD)	08/20/2019	Regular	0.00	24,997.36	54594
02459	Sierra Safety Company	08/20/2019	Regular	0.00	145.86	54595
03644	Tully & Young, Inc.	08/20/2019	Regular	0.00	4,170.00	54596
02690	Verizon Wireless	08/20/2019	Regular	0.00	1,346.44	54597
01687	W. W. Grainger, Inc.	08/20/2019	Regular	0.00	100.94	54598
03445	Zlotnick, Greg	08/20/2019	Regular	0.00	160.66	54599
03392	Abercrombie, John B.	08/23/2019	Regular	0.00	2,441.51	54603
03406	Alpha Analytical Laboratories Inc.	08/23/2019	Regular	0.00	873.00	54604
01073	Amarjeet Singh Garcha	08/23/2019	Regular	0.00	2,970.00	54605
01026	American River Ace Hardware, Inc.	08/23/2019	Regular	0.00	75.93	54606
03594	Borges & Mahoney, Inc.	08/23/2019	Regular	0.00	13,511.35	54607
03548	Digital Deployment, Inc.	08/23/2019	Regular	0.00	400.00	54608
03091	Granite Bay Ace Hardware	08/23/2019	Regular	0.00	211.70	54609
01763	Holt of California	08/23/2019	Regular	0.00	51.21	54610
03383	Infererra Construction Management Group, Inc.	08/23/2019	Regular	0.00	20,933.75	54611
03300	Meyers Fozi, LLP	08/23/2019	Regular	0.00	850.00	54612
03239	NorCal RotoCo, Inc.	08/23/2019	Regular	0.00	3,500.00	54613
02150	Pace Supply Corp	08/23/2019	Regular	0.00	3,007.88	54614
	Void	08/23/2019	Regular	0.00	0.00	54615
02223	Rexel Inc (Platt - Rancho Cordova)	08/23/2019	Regular	0.00	2,300.33	54616
02328	Rocklin Windustrial Co	08/23/2019	Regular	0.00	186.29	54617
02651	United Parcel Service Inc	08/23/2019	Regular	0.00	115.47	54618
03284	Vavrinek, Trine, Day & Co, LLP	08/23/2019	Regular	0.00	595.00	54619
02766	Youngdahl Consulting Group, Inc.	08/23/2019	Regular	0.00	1,921.00	54620
03221	Chemtrade Chemicals Corporation	08/06/2019	EFT	0.00	4,914.73	406168
03702	Flowline Contractors, Inc.	08/06/2019	EFT	0.00	2,085.00	406169
01721	Hach Company	08/06/2019	EFT	0.00	13,075.87	406170
01741	HDR Engineering, Inc.	08/06/2019	EFT	0.00	55,010.14	406171
03026	PFM Asset Management	08/06/2019	EFT	0.00	920.22	406172
02504	Starr Consulting	08/06/2019	EFT	0.00	870.00	406173
02572	Thatcher Company of California, Inc.	08/06/2019	EFT	0.00	4,594.80	406174
02643	Underground Service Alert of Northern California	08/06/2019	EFT	0.00	3,469.63	406175
03298	United Rentals (North America), Inc.	08/06/2019	EFT	0.00	657.30	406176
01486	WAPA - Department of Energy	08/06/2019	EFT	0.00	2,598.33	406177
01232	Brower Mechanical, Inc.	08/14/2019	EFT	0.00	5,470.00	406178
01234	Bryce HR Consulting, Inc.	08/14/2019	EFT	0.00	1,280.00	406179
01235	BSK Associates	08/14/2019	EFT	0.00	56.00	406180
01330	CDW Government LLC	08/14/2019	EFT	0.00	1,416.15	406181
03221	Chemtrade Chemicals Corporation	08/14/2019	EFT	0.00	4,910.55	406182

Check Report

Date Range: 08/01/2019 - 08/31/2019

Vendor Number	Vendor Name	Payment Date	Payment Type	Discount Amount	Payment Amount	Number
01419	Corrpro Companies, Inc.	08/14/2019	EFT	0.00	675.00	406183
01439	Cummins Inc.	08/14/2019	EFT	0.00	106,543.33	406184
01521	DataProse, LLC	08/14/2019	EFT	0.00	8,369.57	406185
01611	Ferguson Enterprises, Inc	08/14/2019	EFT	0.00	745.07	406186
01741	HDR Engineering, Inc.	08/14/2019	EFT	0.00	7,553.58	406187
01416	ICONIX Waterworks (US) Inc.	08/14/2019	EFT	0.00	321.75	406188
01935	Konecranes, Inc	08/14/2019	EFT	0.00	1,550.00	406189
03535	McLaughlin, Stacey	08/14/2019	EFT	0.00	1,975.00	406190
01472	Mel Dawson, Inc.	08/14/2019	EFT	0.00	4,880.74	406191
03385	S J Electro Systems Inc	08/14/2019	EFT	0.00	1,773.00	406192
02572	Thatcher Company of California, Inc.	08/14/2019	EFT	0.00	4,594.80	406193
02162	Tobin, Pamela	08/14/2019	EFT	0.00	46.50	406194
03298	United Rentals (North America), Inc.	08/14/2019	EFT	0.00	656.40	406195
03387	WageWorks, Inc	08/14/2019	EFT	0.00	259.15	406196
03681	Allied Electronics Inc.	08/20/2019	EFT	0.00	1,682.31	406197
01232	Brower Mechanical, Inc.	08/20/2019	EFT	0.00	1,840.00	406198
03221	Chemtrade Chemicals Corporation	08/20/2019	EFT	0.00	9,787.64	406199
01419	Corrpro Companies, Inc.	08/20/2019	EFT	0.00	6,700.00	406200
01532	E&M Electric & Machinery, Inc.	08/20/2019	EFT	0.00	1,830.00	406201
03687	HD Supply Facilities Maintenance Ltd.	08/20/2019	EFT	0.00	200.80	406202
03703	Hilts Consulting Group, Inc.	08/20/2019	EFT	0.00	3,256.96	406203
03628	Lees Automotive Repair Inc.	08/20/2019	EFT	0.00	554.28	406204
02027	Mcmaster-Carr Supply Company	08/20/2019	EFT	0.00	1,047.10	406205
02158	Pacific Storage Company	08/20/2019	EFT	0.00	68.74	406206
03026	PFM Asset Management	08/20/2019	EFT	0.00	3,500.00	406207
01486	WAPA - Department of Energy	08/20/2019	EFT	0.00	2,141.41	406208
03700	Westin Technology Solutions, LLC	08/20/2019	EFT	0.00	27,392.25	406209
03730	Arbinger Institute LLC	08/23/2019	EFT	0.00	13,098.46	406210
01328	Association of California Water Agencies / Joint P	08/23/2019	EFT	0.00	7,533.43	406211
01898	Association of California Water Agencies / JPIA	08/23/2019	EFT	0.00	234.00	406212
01242	Bureau of Reclamation-MPR	08/23/2019	EFT	0.00	7,020.00	406213
01439	Cummins Inc.	08/23/2019	EFT	0.00	913.50	406214
03712	DataRemote, Inc.	08/23/2019	EFT	0.00	7,303.79	406215
03688	Evoqua Water Technologies	08/23/2019	EFT	0.00	8,470.00	406216
03237	GM Construction & Developers, Inc	08/23/2019	EFT	0.00	1,155.00	406217
01721	Hach Company	08/23/2019	EFT	0.00	4,867.46	406218
01741	HDR Engineering, Inc.	08/23/2019	EFT	0.00	12,280.99	406219
01736	MailFinance Inc	08/23/2019	EFT	0.00	489.23	406220
02367	McClatchy Newspapers, Inc.	08/23/2019	EFT	0.00	799.02	406221
03180	SAC ICE LLC	08/23/2019	EFT	0.00	3,768.73	406222
03728	Talley, Inc.	08/23/2019	EFT	0.00	4,025.93	406223
02581	The Ferguson Group, LLC	08/23/2019	EFT	0.00	12,000.00	406224
03387	WageWorks, Inc	08/23/2019	EFT	0.00	259.15	406225
02710	WageWorks, Inc	08/23/2019	EFT	0.00	86.00	406226
03700	Westin Technology Solutions, LLC	08/23/2019	EFT	0.00	6,730.00	406227
01641	Sun Life Assurance Company of Canada	08/01/2019	Bank Draft	0.00	9,964.61	262832
03077	VALIC	08/09/2019	Bank Draft	0.00	4,495.88	0007859576
03077	VALIC	08/23/2019	Bank Draft	0.00	4,501.70	0007870046
03078	CalPERS Health	08/05/2019	Bank Draft	0.00	41,603.35	1001374836
03078	CalPERS Health	08/05/2019	Bank Draft	0.00	42,484.36	1001374836
03078	CalPERS Health	08/05/2019	Bank Draft	0.00	38,434.20	1001374836
03130	CalPERS Retirement	08/09/2019	Bank Draft	0.00	35,936.50	1001381751
01366	Citistreet/CalPERS 457	08/09/2019	Bank Draft	0.00	3,627.96	1001381764
03130	CalPERS Retirement	08/23/2019	Bank Draft	0.00	36,233.75	1001390757
01366	Citistreet/CalPERS 457	08/23/2019	Bank Draft	0.00	3,627.96	1001390797
03080	California State Disbursement Unit	08/08/2019	Bank Draft	0.00	370.61	705QUAX6658
03080	California State Disbursement Unit	08/23/2019	Bank Draft	0.00	370.61	R809VEY6663
03163	Economic Development Department	08/09/2019	Bank Draft	0.00	8,433.07	0-202-399-424
03163	Economic Development Department	08/23/2019	Bank Draft	0.00	8,282.44	1-869-382-080
03163	Economic Development Department	08/23/2019	Bank Draft	0.00	559.56	1-869-382-080
01039	American Family Life Assurance Company of Colu	08/28/2019	Bank Draft	0.00	691.28	Q3869 08-28-19

Check Report

Date Range: 08/01/2019 - 08/31/2019

Vendor Number	Vendor Name	Payment Date	Payment Type	Discount Amount	Payment Amount	Number
01039	American Family Life Assurance Company of Colu	08/28/2019	Bank Draft	0.00	691.28	Q3869 08-28-19
03164	Internal Revenue Service	08/09/2019	Bank Draft	0.00	49,296.98	2709621938374
03164	Internal Revenue Service	08/23/2019	Bank Draft	0.00	2,187.89	2709635101735
03164	Internal Revenue Service	08/23/2019	Bank Draft	0.00	48,430.43	2709635101735

Bank Code APBNK Summary

Payment Type	Payable Count	Payment Count	Discount	Payment
Regular Checks	138	90	0.00	325,540.21
Manual Checks	0	0	0.00	0.00
Voided Checks	0	10	0.00	0.00
Bank Drafts	20	20	0.00	340,224.42
EFT's	81	60	0.00	392,308.79
	239	180	0.00	1,058,073.42

All Bank Codes Check Summary

Payment Type	Payable Count	Payment Count	Discount	Payment
Regular Checks	138	90	0.00	325,540.21
Manual Checks	0	0	0.00	0.00
Voided Checks	0	10	0.00	0.00
Bank Drafts	20	20	0.00	340,224.42
EFT's	81	60	0.00	392,308.79
	239	180	0.00	1,058,073.42

Fund Summary

Fund	Name	Period	Amount
999	INTERCOMPANY	8/2019	1,058,073.42
			1,058,073.42



San Juan Water District, CA

Vendor History Report

By Vendor Name

Posting Date Range 07/01/2019 - 08/31/2019

Payment Date Range -

Payable Number	Description	Units	Price	Post Date	1099 Account Number	Payment Number	Payment Date	Amount	Shipping	Tax	Discount	Net	Payment	
Item Description				Amount			Account Name	Dist Amount						
Vendor Set: 01 - Vendor Set 01														
01916 - Miller, Ken														
Exp Reimb	Mileage Reimbursement-Variou			8/31/2019		54641	9/9/2019	80.12	0.00	0.00	0.00	80.12	80.12	
Mileage Reimbursement-		0.00	0.00	31.32	010-010-52110		Training - Meetings, Education & Trai	31.32	0.00	0.00	0.00	31.32	31.32	
					050-010-52110		Training - Meetings, Education & Trai	15.66						
					050-010-52110		Training - Meetings, Education & Trai	15.66						
Exp Reimb 07-2018	Mileage & Parking-Variou			8/31/2019		54581	8/20/2019	48.80	0.00	0.00	0.00	48.80	48.80	
Mileage & Parking-Variou		0.00	0.00	48.80	010-010-52110		Training - Meetings, Education & Trai	48.80				48.80	48.80	
					050-010-52110		Training - Meetings, Education & Trai	24.40						
					050-010-52110		Training - Meetings, Education & Trai	24.40						
02162 - Tobin, Pamela														
Exp Reimb 07-2019	Expense Reimb-Mileage Variou			7/31/2019		406194	8/14/2019	128.28	0.00	0.00	0.00	128.28	128.28	
Expense Reimb-Mileage \		0.00	0.00	46.50	010-010-52110		Training - Meetings, Education & Trai	46.50	0.00	0.00	0.00	46.50	46.50	
					050-010-52110		Training - Meetings, Education & Trai	23.25						
					050-010-52110		Training - Meetings, Education & Trai	23.25						
Exp Reimb 08-2019	Mileage Expense-Variou			8/31/2019		406236	9/9/2019	81.78	0.00	0.00	0.00	81.78	81.78	
Mileage-Variou Meeting		0.00	0.00	81.78	010-010-52110		Training - Meetings, Education & Trai	81.78				81.78	81.78	
					050-010-52110		Training - Meetings, Education & Trai	40.89						
					050-010-52110		Training - Meetings, Education & Trai	40.89						
Vendors: (2)								Total 01 - Vendor Set 01:	208.40	0.00	0.00	0.00	208.40	208.40
Vendors: (2)								Report Total:	208.40	0.00	0.00	0.00	208.40	208.40



Payroll Set: 01-San Juan Water District

Employee Number	Employee Name	Pay Code	# of Payments	Units	Pay Amount
0690	Costa,Ted	Reg - Regular Hours	2	12.00	1,500.00
			0690 - Costa Total:	12.00	1,500.00
1028	Hanneman,Martin W	Reg - Regular Hours	2	9.00	1,125.00
			1028 - Hanneman Total:	9.00	1,125.00
0670	Miller,Ken	Reg - Regular Hours	2	6.00	750.00
			0670 - Miller Total:	6.00	750.00
1003	Rich,Daniel T	Reg - Regular Hours	1	5.00	625.00
			1003 - Rich Total:	5.00	625.00
0650	Tobin,Pamela	Reg - Regular Hours	2	12.00	1,500.00
			0650 - Tobin Total:	12.00	1,500.00
			Report Total:	44.00	5,500.00



Payroll Set: 01-San Juan Water District

<u>Account</u>	<u>Account Description</u>	<u>Units</u>	<u>Pay Amount</u>
010-010-58110	Director - Stipend	22.00	2,750.00
	010 - WHOLESALE Total:	22.00	2,750.00
050-010-58110	Director - Stipend	22.00	2,750.00
	050 - RETAIL Total:	22.00	2,750.00
	Report Total:	44.00	5,500.00



Payroll Set: 01-San Juan Water District

<u>Pay Code</u>	<u>Description</u>	<u># of Payments</u>	<u>Units</u>	<u>Pay Amount</u>
Reg	Regular Hours	9	44.00	5,500.00
		Report Total:	44.00	5,500.00

2019/20 Actual Deliveries and Revenue - By Wholesale Customer Agency

July - August 2019								
	Budgeted Deliveries	Budgeted Revenue	Actual Deliveries	Actual Revenue	Delivery Variance		Revenue Variance	
San Juan Retail	3,719	\$ 658,541	3,459	\$ 637,475	(259.62)	-7.0%	\$ (21,065)	-3.2%
Citrus Heights Water District	2,838	\$ 602,457	3,186	\$ 630,691	347.97	12.3%	\$ 28,235	4.7%
Fair Oaks Water District	2,015	\$ 434,728	2,451	\$ 470,061	435.46	21.6%	\$ 35,333	8.1%
Orange Vale Water Co.	1,166	\$ 216,949	1,071	\$ 209,283	(94.47)	-8.1%	\$ (7,665)	-3.5%
City of Folsom	319	\$ 61,189	327	\$ 61,873	8.43	2.6%	\$ 684	1.1%
Granite Bay Golf Course	131	\$ 5,238	85	\$ 3,422	(45.32)	-34.7%	\$ (1,816)	-34.7%
Sac Suburban Water District	3,280	\$ 630,974	2,350	\$ 452,068	(930.01)	-28.4%	\$ (178,906)	-28.4%
TOTAL	13,467	\$ 2,610,075	12,930	\$ 2,464,874	(537.56)	-4.0%	\$ (145,201)	-5.6%

Budgeted Deliveries	13,467.34
Actual Deliveries	12,929.78
Difference	(537.56)
	-4%

Budgeted Water Sale Revenue	\$ 2,610,075
Actual Water Sale Revenue	\$ 2,464,874
Difference	\$ (145,201)
	-5.6%

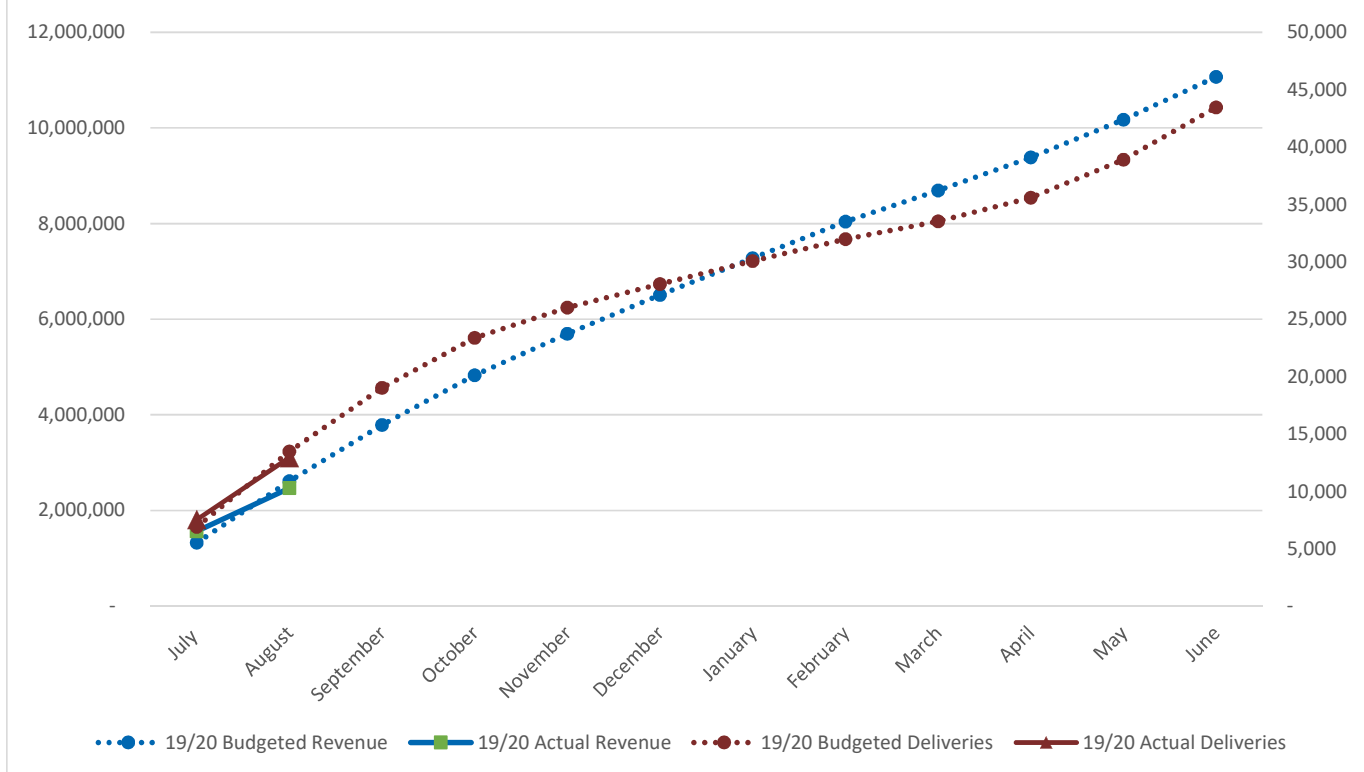
Conclusion:

July through August water deliveries to the wholesale customer agencies exceeded expectations due to higher than anticipated demand from both Citrus Heights and Fair Oaks. However, total deliveries are 538 acre feet below expectations due to less than expected deliveries of PCWA water to the the Sacramento Suburban Water District (SSWD). SSWD experienced a blown valve that necessitated them to reduce their taking of PCWA water. During the repair media was found in the line. SJWD has been working with SSWD to inspect the line to ensure no additional media is in the line. Once this work is complete it is anticipated that SSWD will increase the amount of PCWA water we are treating and delivering.

Comparison of Fiscal Year 2018/2019 Actual to 2019/2020 Projections of Deliveries and Revenue



Cumulative Water Deliveries and Revenues FY 2019-20



AGENDA ITEM VII-1, 2 & 3.1

Director Tobin's report

ACWA

- Collecting resolutions of support, i.e. Sacramento City Council-Congressman Ami Bera- Santa Clarita- CHWD, South Sutter Water, Stockton East, RWA, AVEK, Sac City Council, Carmichael, EID, Calleguas Municipal, Foothills, Bella Vista etc
- Sept 16th ACWA Interview
- Sept 26 ACWA Board Meeting announce slate
- December 4th ACWA Nominations from the Floor and election
-

Region 4 Program Sept 17th

Liberty Island Duck Club, Dixon with a program to highlight how Yolo County is overcoming obstacles of habitat restoration, and Ag concerns and boat tour of Cache Slough led by USGS and DWR

Region 8 Program Sept 20

Brookside Golf Club, Pasadena, examine priority issues to water community and panel discussion of local state legislators. Topics S1932 Drought Resiliency & Water Supply /HR 3723 Desalinization/HR1162 Water Recycling investment & improvement act

Tour of Irvine Ranch Water Dist. Facilities Sept 26

ACWA Board of Directors Meeting, Sept 27

Issues:

SB1 10 yrs science gone, mandate that state law preempt operation of federal projects. Gives state agencies new authority to adopt federal environmental and labor laws and regulations that were in place at the end of the Obama Administrations that have since been repealed by the Trump Administration. This would risk derailing of the Voluntary agreement negotiations but Gov vows to veto. (Litigation)

AB 402 Fees on Water agencies Failed. Concerns from local primacy agencies that costs of regulating small water systems outpaced revenue collected from those

systems. It was intended to authorize the SWB to increase drinking water fees on all public water systems to subsidize this program

AB 658 Groundwater recharge. Is AB 658 reintroduction of AB2649 from 2018, amended the definition of beneficial use to include groundwater recharge and would have created a temporary permit for groundwater recharge projects. Current amendments drafted by ACWA groundwater recharge workgroup moves the conversation regarding groundwater recharge forward This would authorize local agencies to apply for conditional temporary permit for diversion of surface water to underground storage for beneficial use.

AB1415 DWR, reporting requirement: bill is follow up measure to 2 long term water use efficiency and conservation bills (SB 606 and AB1668) AB 1668 established urban water use objectives, SB 606 required the SWB and DWR to adopt water efficiency regulations and reporting requirements. AB 1445 encourages timely submission of the reports required by the measures from last session ACWA adopted a not favor position because it would establish a negative impact on member agencies and add implementation costs.

SB 487 Aerial Snow Survey. Requires DWR CA snow survey program to conduct up to 10 times per year aerial surveys of critical snow-covered areas in the Sierra Nevada Mtn and Trinity Alps that drain into state water project, CVP and local or regional rivers and lakes. Funding is through the general fund. Bill is headed to Gov's desk

PFOA & PFOS: FLUORINATED CHEMICALS are part of larger group of manmade chemicals in consumer products. Agencies do research and pursuing the source in local drinking water supply and treatment technologies. Regulatory developments to all drinking water standards Division of Drinking water REPORTING LEVELS PFOA5.1 PPT AND PFOS 6.5 PPT

Ab 756 signed by Gov. 7/31 gave SWB order to monitor and report detection.

Integrated regional water management policy, voluntary, collaborative plan for water management solutions on a regional scale.

IRWM planning act 2002 local entities to improve water quality and water supply reliability overall ag, domestic, industrial and environmental needs

RWA Sept 25 Exec Committee Meeting

- SCGA Requests. Information on staffing services. They want to better understand how RWA and SGA's structure works and model after the SGA and the feasibility of providing staff to SCGA.
- Strategic Plan: Jim Peifer has meet with many member agencies and the three topics at the top of the list are 1) What do RWA Members think are our greatest challenges 2) Vision for RWA and 3)What is RWA's greatest value to it's membership. Exec Committee will guide the update to the plan.
- Capitol Region Climate Readiness Collaborative: RWA will join this collaborative which is a membership with an annual fee of \$3,000. It's a 6-county Sacto region focused on challenges like drought, extreme heat, weather events, wildfires. CRC has 36 state, public, non-profit, academic and private members working on climate resiliency efforts in our region.
- Agency Award: Exec Committee has created a new award for Agencies. It may or may not be given annually depending on specific outlined criteria for Regional Agencies
- Voluntary Agreement Ad Hoc Update; Next meeting should have some documents to present to the board. It is charged with making recommendations for defining the RWA role and resources.
- Federal Affairs Ad Hoc Committee Update: have met twice. There is a member survey that will go out to GM's and Directors Oct 3rd. It will develop questions and reactions to statements and the reactions to statement. The deadline to return surveys is Oct 17. Results will be reviewed and presented to Exec Committee. Next meeting is Oct 24th from 12:00-2:00pm at the RWA Board room is anyone want to attend.
- Sacramento Regional Water Bank Update: You are invited to participate in a series of public workshops about the American River Basin Study, a collaborative effort between the U.S. Bureau of Reclamation and participating local agencies to evaluate the impacts of climate change and water management in the American River Basin region. Participating agencies include Placer County Water Agency, El Dorado County Water Agency, City of Folsom, City of Roseville, City of Sacramento, and the Regional Water Authority. The attached postcard contains detailed

workshop information, including the workshops dates, times, locations, and descriptions. Please note that the first workshop will be an interactive webinar. To participate, please RSVP and pre-register at the following link: <https://register.gotowebinar.com/register/7833015795860306445>

- 2018 Reclamation Watersmart Drought Interties Grant Program Agreement
- SJWD is lead applicant and Reclamation awarded \$300K on behalf of SJWD for interties with PCWA and the Kokla Reservoir and Sac County Water Agency for their interties. 50% of the money goes to each project. RWA approved the program agreement under the RWA Joint Powers Agreement.
- SGA meeting October 10th. Vice Chair Caryl will conduct meeting because I will be at the ACWA Region 9 Program in Cucamonga Valley. The program will focus on water resource and human resource sustainability and a tour of Cucamonga Valley WD Frontier



Creating a Climate-Ready Capital Region

The Capital Region Climate Readiness Collaborative (CRC) is a public-private, multi-sector network of organizations working together to advance climate resiliency efforts in our region. Together, through knowledge exchange, targeted learning opportunities, and project coordination, we advance innovative climate solutions.

What is Climate Readiness

Climate readiness is about taking targeted action to preserve and improve our region's economy, infrastructure, and resources while safeguarding our community members' health, safety, and quality of life.

The Need for Collaboration on Climate Change

From heat waves to flooding to agricultural productivity, a wide range of impacts threaten the Capital region. We are already seeing changes in our climate and environment, like extreme heat events, more extreme weather events, earlier snow melt, milder winter temperatures, longer fire seasons, and water shortages. These effects disrupt multiple sectors and highlight the importance of cross-regional and cross-sectoral collaboration to effectively build resilience in our communities and businesses.



Many organizations are already responding to these key vulnerabilities, but there is much more to be done. By developing and implementing a set of comprehensive adaptation strategies, our region can increase its resilience, protect its unique resources and assets, strengthen its economy, leverage new opportunities, and ensure a healthy and prosperous future.



Rising to the Climate Challenge Together

Our purpose is to provide a forum for regional engagement for leaders from government, business, agriculture, academia, and community groups. The helps stakeholders come together across market and jurisdictional boundaries to share information and best practices, leverage efforts and resources, avoid duplication, identify critical needs and strategies, and develop funding strategies.

Joint Fundraising Proposals



Through our multidisciplinary network, CRC paves the way for leaders in the Capital Region to pursue grant funding based on strong cross-sector or multi-jurisdictional partnerships, as State opportunities increasingly require. Robust collaboration ensures that we maximize climate investments for our region.

Most recently in 2018, CRC coordinated a grant application to Caltrans' SB-1 Transportation Adaptation Planning Grant program and was awarded nearly \$500,000 to model the urban heat island effect in our 6-county region, develop heat mitigation and adaptation strategies, and engage with priority populations.

Quarterly Information Exchanges



CRC organizes workshops with experts to ensure that our region's, planners, policymakers, advocates, and practitioners stay informed and identify opportunities for collaboration. Through interactive discussions, participants identify actionable strategies to move the needle on climate readiness.

Previous workshops have covered topics including the intersection of extreme heat, air quality, and the transportation sector; flood risks to our region; adaptation opportunities for natural and working lands, including carbon farming, and Adverse Childhood Experiences (ACEs) and the mental health impacts of climate change.

State Policy Engagement



CRC develops robust comment letters on State policies and funding guidelines collectively with our members, and also through the Alliance of Regional Collaboratives for Climate Adaptation, coordinating directly with key state agencies to create resilient and livable communities throughout California.

Project Ideation and Design



CRC provide coordination and guidance to its members to help identify project concepts and support grant efforts that support CRC's mission of regional economic, ecological, and public benefits. CRC also provides support letters for members, showcasing strong regional and cross-sector support.



2019 Impact Report

January 1 - September 20



1000+


people provided direct learning opportunities through forums and webinars




30%

growth in membership

13 requests for CRC technical assistance



27 organized community events



120,000+ views on CRC's social media



89%

of the Capital Region's population is represented by CRC membership



110%

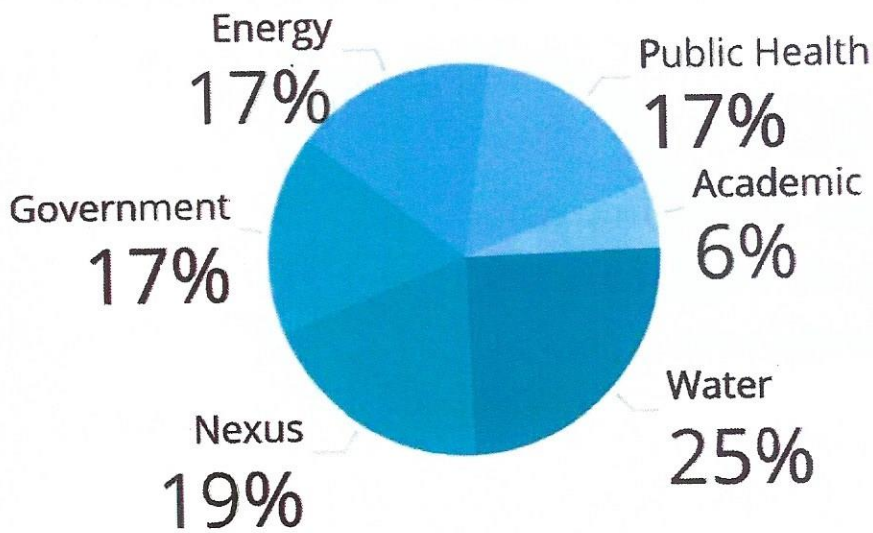
increase in newsletter subscribers

1600+

community members surveyed about transportation & extreme heat

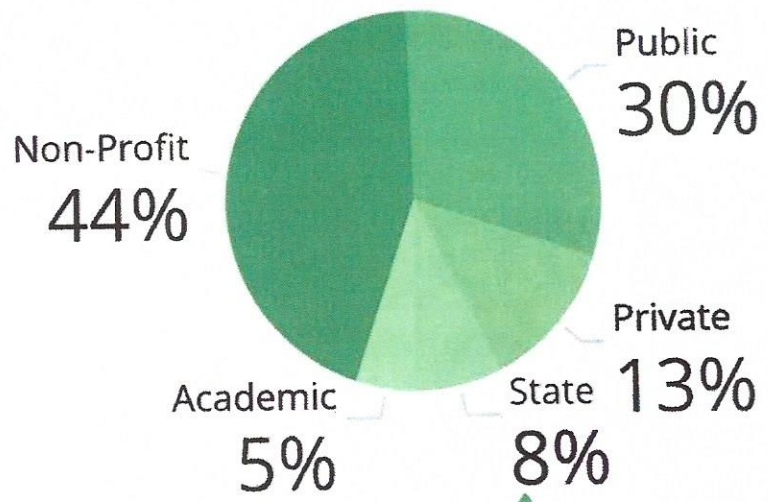


Composition of CRC Membership



Members by Sector

Members by Organization Type



new in 2019!

The Capital Region's Growing Network of Climate Leaders





Key Collaborative Updates

- **New members:** City of Elk Grove, Delta Stewardship Council, Sierra Club Mother Lode Chapter, Yuba Water Agency. So far in 2019, *CRC membership has grown by 35%*!
- **Quarterly Workshop - Managing Our Region's Flood Risk (July 17th):** Over 80 participants gathered to learn about the Capital Region's flood risk, including current investments, existing flood infrastructure and community preparedness. All participants received flood kits provided by Sacramento County Public Works.
- **Extreme Heat Public Safety Campaign:** CRC completed its annual Extreme Heat PSA Campaign, which was viewed more than 79,000 times by users and increased CRC's follower-count by 20%.

2019 Activities

→ Webinars

- **June:** CRC hosted a webinar with the *California Office of Planning and Research* where over 100 participants learned about California's Adaptation Clearinghouse.
- **August:** CRC hosted a webinar with one of its members, the *Institute for Local Government - Public Participation: How to Authentically Engage Communities*. With over 260 people registered, it was CRC's most successful webinar to date.
- **September 26:** CRC is hosting a webinar with *ecoAmerica* about climate communication. With over 100 people registered so far from across the country, this webinar is a great opportunity to connect CRC to a national audience.

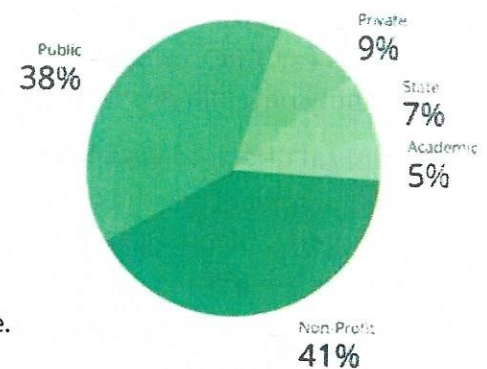
→ Workshops

- **July 17:** After the workshop, CRC met with multiple water-focused agencies and organizations in the region who attended to workshop to discuss membership and future avenues for collaboration.
- **September 23:** Members gathered for CRC's Annual Member Meeting where the executive committee provided an overview of global reports on a variety of topics to provide local context and to give members the opportunity to strategize for regional action.

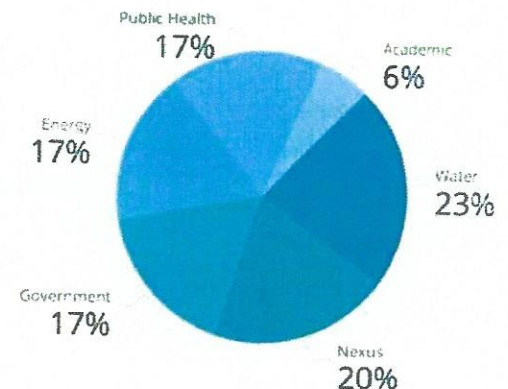
→ Recruitment

- CRC recognizes the impact State Agency employees have on the region's climate. As a result, CRC created a new membership category to invite State Agencies to engage in regionally-focused climate conversations.
- At the beginning of 2019, CRC's Steering Committee identified flood as a priority area for recruitment. Following, CRC has welcomed four new water-focused organizations as members and is currently in discussions with several more.

CRC Membership



Member Sectors



Capital Region Updates

- **Mayors' Commission on Climate Change:** The Sacramento and West Sacramento Commission has a goal to reach carbon neutrality by 2045. Many CRC members are involved with the commission and are also Commissioners.
- **South County Ag Program:** Regional San's (CRC Member) program will offer multiple benefits, including providing a safe and reliable supply of tertiary-treated water for agricultural uses, reducing groundwater pumping, supporting habitat restoration efforts, and providing ecological benefits to the Sacramento-San Joaquin Delta.
- **Urban Wood Rescue Program:** Sacramento Tree Foundation's (CRC member) program aims to give a second life to trees removed from Sacramento's urban forest by processing their wood into usable materials for sale to the public. This results in unique wood pieces of a variety of dimensions and types of wood - perfect for DIY projects, furniture, accent pieces, wood art, and more.
- To learn what all CRC members are working on, check out: <http://climatereadiness.info/member-spotlights/>



Members of the Capital Region Climate Readiness Collaborative (CRC) receive a multitude of benefits in support of their own agency or organization's initiatives, as well as to accelerate climate change mitigation and adaptation efforts throughout our region.

Please reach out to **Grace Kaufman** at gkaufman@lgc.org for any of the following services that CRC can provide to its members.

Access to a network of climate leaders in the Capital Region

Annual Members Forum

Each year, CRC conducts a members-only forum to facilitate valuable connections between members, identify new initiatives that can be pursued collaboratively, and to highlight local and regional efforts.

Annual Check-In with Steering Committee

CRC members has the opportunity to directly connect with a steering committee representative to share about their needs, priorities, and projects for inclusion in CRC marketing efforts and to inform CRC's annual priorities.

Staff Support for Introductions, Resources, and Marketing

As requested, CRC provides introductions to connect its members to leaders and practitioners across a range of different disciplines and sectors within our broader network. CRC staff also provide additional support to locate specific resources, assist with marketing and promotion efforts, and more!

CRC Directory and Participant Lists

All members have access to a directory of CRC members, as well as participant lists from CRC's meetings.

Targeted resources and support for individual efforts

Promotion

Members have the opportunity to highlight their work through webinars hosted by CRC and ARCCA, which regularly welcome 100-200 participants.

Event Support

As requested, CRC provides support to its members to help identify high-level speakers for events, as well as to include member events in CRC's calendar, newsletter, and targeted promotion emails.

Co-Branded Marketing Materials

All members have the opportunity to co-brand marketing materials developed by CRC including the Investing In Our Future and the OutsideIn factsheet series.

Expert Consultation

By leveraging trusted relationships with key regional and State partners, CRC can help its members gather valuable input and feedback from subject-matter experts, on-the-ground practitioners, and community-based organizations for policies, plans, and resources under development.

Assistance for grant writing and development

Support Letters

CRC provides support letters for members who are applying for grants. With a diverse and expansive membership, support letters from CRC showcase strong regional and cross-sector support.

Project Ideation and Design

As new funding opportunities become available, CRC provides coordination support and guidance to members to help identify project concepts and support grant writing efforts

Joint Fundraising Proposals

A growing priority for CRC is to facilitate joint efforts to pursue funding as exemplified in the successful SB-1 Transportation Adaptation Planning Grant and Transformative Climate Communities Planning Grant applications for regional projects.

Stay up-to-date on the latest climate news and opportunities

Quarterly Information Exchange

Each quarter, CRC hosts a workshop on timely and relevant topics that bring together the region's leaders and experts for informative presentations and interactive discussions.

Biweekly Regional Newsletter

CRC members receive biweekly CRC newsletters, which include regionally-relevant news, grant opportunities, events, case studies, and resources.

Biweekly Statewide Newsletter

CRC members also receive biweekly ARCCA newsletters, which highlight key news, opportunities, and resources related to adaptation in California more broadly.

Funding Alerts

CRC sends timely and relevant announcements for new grant programs and funding opportunities to its members.

Demonstrate your leadership in and commitment to climate action

Opportunity to Join CRC Steering Committee

Each year, members are given the opportunity to join CRC's Steering Committee for a two-year commitment. By joining the Steering Committee, members can directly shape CRC priorities and activities.

Recognition as a Leader

As a member of CRC, your organization is recognized as a regional leader in climate adaptation and mitigation through our website, webinars, workshops, and newsletters.

State Policy Engagement

Members have the opportunity to engage with California's adaptation thought leaders to advance State policies by engaging in the development of robust comment letters through ARCCA.



CAPITAL REGION CLIMATE READINESS COLLABORATIVE MEMBERSHIP APPLICATION



CAPITAL REGION
CLIMATE READINESS
COLLABORATIVE

Please submit this application to
Grace Kaufman at gkaufman@lgc.org

▼ Primary Contact Name

▼ Primary Contact Title

▼ Organization

▼ Phone

▼ Email

▼ Mailing Address

▼ City

▼ State

▼ Zip

MEMBERSHIP OPTIONS

FOUNDATIONAL MEMBERS

PRIVATE ORGANIZATIONS & SPECIAL
DISTRICTS

Number of Employees: _____

LOCAL AND REGIONAL AGENCIES

Population: _____

STATE AGENCIES

Number of Employees: _____

NON-PROFIT ORGANIZATIONS &
UNIVERSITIES

Number of Employees: _____

MEMBERSHIP DUES

FOUNDATIONAL MEMBERS

Dues

\$10,000

PRIVATE ORGANIZATIONS & SPECIAL DISTRICTS

Number of Employees **Dues**

1 - 24 \$750

25 - 74 \$1,500

75 - 99 \$3,000

100 + \$6,000

LOCAL AND REGIONAL AGENCIES

Population **Dues**

25,000 or under \$750

25,001 - 74,999 \$1,500

75,000 + \$3,000

STATE AGENCIES

Number of Employees **Dues**

1 - 1,000 \$1,000

1,001 - 2,499 \$2,000

2,500 + \$3,000

NON-PROFIT ORGANIZATIONS & UNIVERSITIES

Number of Employees **Dues**

1 - 25 \$250

26 - 49 \$500

50 + \$1,000

I have read and agree to CRC's organizational structure and purpose.

Date: _____

Investing In Our Future: Natural Systems

The Capital Region is unique in its geographic diversity – from the Sierra Nevada to the rich agricultural valleys and the Delta wetlands. Our natural lands provide clean air and water, biodiverse forests and rivers, and a multitude of aesthetic, recreational, economic, and cultural benefits. While policies and investments have prioritized the built environment, safeguarding our natural systems can buffer communities against flood risks, extreme heat, drought, wildfire, and other impacts of climate change, improving resilience throughout the region.

How Will Climate Change Affect Our Natural Environments?




Forests and Trees

Forests provide substantial ecosystem services and serve as critical carbon sinks. However, the stresses of drought and extreme heat, which accelerate the spread of disease and pests, have taken a deadly toll on California's forests. The extreme number of dead trees increase wildfire risk and they no longer can provide air quality, carbon sequestration, and cooling benefits.

Air and Water Quality

The Sierra Nevada – our greatest source of freshwater – is at risk. Higher temperatures, decreased snowpack, and more frequent and intense wildfires are degrading the quantity and quality of water flowing downstream, as well as the water filtration and storage capacities of natural lands. Wildfire smoke also contributes to severe air pollution and diminished economic activity across the region.



Biodiversity Loss

Warmer water temperatures in the Delta and our rivers are diminishing Chinook salmon runs and contributing to the endangerment of delta smelt. Ecosystems are vulnerable to rapid changes caused by climate change, urban development, and reduced biodiversity can trigger adverse economic impacts from lost job to decreased recreational opportunities.

Rural Communities and Recreation

Climate impacts to natural environments threaten rural economies, where many jobs are closely tied to natural resources. The loss of scenic quality and recreational value also affects the tourism and outdoor recreation industry, which Sierra communities are already experiencing due to decreasing snowpack and shorter winter ski seasons.

A Local Perspective



"Long-term, active stewardship of forest communities is critical for producing high-quality fresh water and slowing the devastating effects of air pollution. Through partnerships with agencies and private landholders, we are

able to demonstrate how Maidu traditional ecology and contemporary ecological science can be woven together for the benefit of the land and all who share it."

— Ken Holbrook, Executive Director,
Maidu Summit Conservancy



"Urban greenways are one of the best amenities in our region, providing flood control and wildlife habitat along with biking and walking trails. Our restoration work on the American River Parkway

conserves these capabilities and creates harmony between natural ecosystems and our built environments."

— Dianna Poggetto, Executive Director,
American River Parkway Foundation

The Capital Region Climate Readiness Collaborative is exploring strategies and solutions to strengthen the climate resiliency of our region. Join us to learn more!
www.climatereadiness.info



**CAPITAL REGION
CLIMATE READINESS
COLLABORATIVE**

What's Good for Health is Good for Climate

We care about healthy living in the Capital Region. OutsideIn means that the outside environment (climate) affects us on the inside (health). That is why we are concerned about climate change. Now is the time to come together as a community and talk about how hotter temperatures, more rain, and other changes to our environment are affecting our wellbeing. The good news is that many actions that help reduce climate change also improve the health of our families and community.



Changes to the Capital Region's rainfall patterns will challenge our streets, water systems, and everyday lives. While drought is likely to be more common in the future, climate scientists predict that storms will be stronger, and rain-on-snow events will increase. There are likely to be more floods, and rising sea levels may result in more salt water getting into the Sacramento River and Delta areas. These threats to our water supply and water quality, affect our health and way of life. The health effects from stronger storms include:

- Increased allergies from pollen, molds, and air pollution
- Water-borne disease, such as diarrhea from dirty water
- Injuries, illness, mental stress, and death from disasters
- Loss of housing and jobs, displacement, and economic impacts
- Vector-borne diseases like West Nile Virus, Zika Virus, and Lyme disease

Being Healthy in Wetter Weather

What we can do

- West Nile Virus and other diseases infect through mosquito bites. Rain followed by warmer weather leaves standing water that creates mosquito-breeding conditions.



- Always "Drain after the rain" to prevent mosquitos from breeding.
- Wear long sleeves and pants, and use repellent when outdoors. Hard ticks can spread diseases such as Lyme disease and Rocky Mountain Spotted fever. Mosquito and Vector Control

Districts remind us to cover up when outdoors.

- Prepare your home and street before storms by clearing gutters and grates.
- Add drainage on the sides of your driveway, or consider replacing an asphalt or concrete driveway with gravel, permeable pavers, or other permeable materials.

- Sign up for emergency alert notifications such as Sacramento-Alert.org to quickly receive information on emergency events.
- Plan Ahead! Visit SacramentoReady.org for an [Are You Prepared Guide](#) and information on staying safe during storms.
- Use landscaping to protect your property and the environment. Reduce, divert, and filter storm runoff by creating a [swale](#) or [rain garden](#), or using heavier mulch.
- Residents in the American River Basin can get a household rebate of up to \$500 to install a rainwater catchment system. [Check online](#) to see if you qualify.
- Adopt environmentally friendly practices, and maintain social and support networks to cope with extreme events.
- Check on elderly, family and neighbors to see that they're safe and have what's needed.

To learn more and get involved, visit the Climate Readiness Collaborative website at <http://climatereadiness.info/outsidein-capital-region/>



CAPITAL REGION
CLIMATE READINESS
COLLABORATIVE



CDPH
Public Health

American River Basin Study Workshops



The **American River Basin Study (ARBS)** will develop projections of future water supply and demand in the basin, including an assessment of risk to water supplies under uncertain future climate conditions, develop and refine basin-specific integrated water management strategies to improve regional water supply reliability, and improve Reclamation's flexibility in operating Folsom Reservoir to meet flow and water quality standards and also protect endangered fishery species in the lower American River.

For more information:

Visit website:
<https://www.pcwa.net/planning/arbs>

Contact:
Brian Rickards
Placer County Water Agency
brickyards@pcwa.net

Arlan Nickel
Bureau of Reclamation
anickel@usbr.gov



Please join us for a series of public workshops on the ARBS. The first workshop is an interactive webinar on the purpose, objectives, and initial outcomes of the study.

During the second workshop, we will be soliciting your input on potential adaptation strategies the region could implement to address climate change effects on water management.

Interested stakeholders are encouraged to attend both workshops.

WORKSHOP DETAILS

Workshop #1: Webinar – Assessing Climate Change Challenges

Topics: ARBS Overview, Future Climate Projections, Effects on Regional Water Management and Vulnerabilities, Study Next Steps

Date & Time: October 3, 2019; 10:00 am to 12:00 pm

Location: Webinar (see registration link below)

RSVP & Pre-Register at the following link:

<https://attendee.gotowebinar.com/register/7833015795860306445>

Workshop #2: Addressing Potential Climate Change Effects on Water Management

Topics: How to Address Regional Water Management Vulnerabilities?

Date & Time: October 15, 2019; 1:00 to 3:00 pm

Location: Regional Water Authority

5620 Birdcage Street, Ste 180. Citrus Heights, CA 95610

**Engineering Committee Meeting Minutes
San Juan Water District
September 20, 2019
9:30 a.m.**

Committee Members: Dan Rich, Chair
Ted Costa, Director (absent)

District Staff: Paul Helliker, General Manager
Tony Barela, Operations Manager
Rob Watson, Engineering Services Manager
Andrew Pierson, Senior Engineer
Teri Grant, Board Secretary/Administrative Assistant

Topics: On-Call Engineering Support Services (R & W)
Hinkle Reservoir Liner and Cover Replacement Project Design Services (W)
Other Engineering Matters
Public Comment

1. On-Call Engineering Support Services (R & W)

Mr. Watson informed the committee that the Request for Proposals (RFP) for On-Call Engineering Support Services was issued and twelve (12) firms submitted proposals. He explained that staff recommends entering into contracts with the various firms since they will provide expertise in different and overlapping areas similar to last year.

Mr. Watson explained that each contract would be under the \$50,000 per agreement amount that is within the General Manager's spending authority; however, he wanted to make sure that the committee and Board understood the reason for having the separate consulting firms for engineering support. Mr. Helliker pointed out that the contracted expenses will remain within the FY2019-20 budget of \$300,000. Director Rich agrees with staff's recommendation and that it is in the best interest of the District.

For information only; no action requested.

2. Hinkle Reservoir Liner and Cover Replacement Project Design Services (W)

Mr. Watson provided the committee with a staff report which will be attached to the meeting minutes. He informed the committee that the RFP to complete the design of the Hinkle Reservoir Liner and Cover Replacement Project was issued August 15, 2019, and twenty (20) firms were directly informed of the RFP. He explained that two (2) firms and one sub-contractor were present at the pre-proposal meeting, and both of those firms submitted proposals.

Mr. Watson informed the committee that the review panel ranked the technical proposal from HDR Engineering as the top proposal and then opened the cost proposals. He explained that based on these reviews, HDR Engineering is the recommended consultant to complete the project.

The Engineering Committee recommends approval of a contract with HDR Engineering, Inc., for the completion of the design of the Hinkle Reservoir Liner and Cover Replacement Project

In response to Director Rich's question, Mr. Watson informed the committee that he and Ms. Silva met with the engineer from the state via teleconference a few weeks ago regarding the SRF application process. Mr. Watson explained that the project is projected to start in November 2020; however, the District might need to have a bridge loan in place for the construction phase in case the SRF loan is delayed. The committee discussed the project including smaller projects that might be included with the main project, and the history of Hinkle Reservoir.

3. Other Engineering Matters

Mr. Barela provided an update on the SSWD Antelope Transmission Pipeline inspection regarding sand and anthracite material found by Sacramento Suburban Water District in the pipeline. He reported that the consultant inspected the pipeline and nothing was found. He informed the committee that SSWD is now receiving water through the pipeline. He also informed the committee that SSWD was sent the standard form regarding claims in case any customers find the material in their water.

Mr. Pierson reported that the Fair Oaks 40 pipeline rehabilitation was completed today with some of the punch list items finalized. Staff is satisfied with the work performed and the project is now complete. In addition, the Douglas Blvd. project is also complete.

4. Public Comment

There were no public comments.

The meeting was adjourned at 10:09 a.m.

STAFF REPORT



To: Board of Directors
From: Rob Watson, P.E., Engineering Services Manager
Date: September 25, 2019
Subject: Hinkle Reservoir Liner and Cover Replacement Project Design

RECOMMENDED ACTION

Staff requests a recommendation from the Committee for a Board motion to approve entering into a Professional Services Agreement with HDR Engineering, Inc., for the Hinkle Reservoir Liner and Cover Replacement Project Design in the amount of \$940,014.00 with a total authorized budget of \$1,034,000.00 which includes a 10% contingency. The staff recommendation was reviewed by the Engineering Committee, which recommends approval by the Board of Directors.

BACKGROUND

The existing Hinkle Reservoir Cover and Liner was originally installed during the 1979-1980 Hinkle Reservoir improvements construction project. This existing liner and cover has now reached the end of its useful lifespan and must be replaced. The design of the liner and cover replacement is to be completed in FY 19/20 with construction to be completed during the winter months of FY 20/21.

CURRENT STATUS

On August 15, 2019, the District issued an RFP requesting proposals for professional engineering services to complete the design of the liner and cover replacement. Twenty (20) engineering/design firms were directly informed of the project and invited to propose. On August 28, 2019, a pre-proposal meeting was held at the District to provide prospective firms to receive information about the project, ask questions and walk the site. Three firms attended the pre-proposal meeting. Two firms submitted proposals on September 16th, 2019. Each Technical Proposal was independently reviewed by members of a five person panel who ranked them on the basis of project-specific criteria such as; project understanding, work plan, experience and qualifications, and project schedule. The reviewers unanimously ranked HDR Engineering, Inc. as the top Technical Proposal. Subsequent to the technical ranking, the Cost Proposals were opened and reviewed. The following table summarizes the proposed costs from each firm.

Design Consulting Firm	Proposed Cost
CDMSmith	\$1,098,536
HDR Engineering, Inc.	\$940,014

Based on the reviewer's evaluation it was determined that interviews would not be necessary, and that HDR Engineering, Inc. is the recommended consultant to complete the project.

FINANCIAL CONSIDERATIONS

The Project was budgeted at \$785,100 in the District's adopted FY 19/20 Wholesale Budget. The Hinkle Operational Planning task has already used \$216,480 of that budget, leaving a remaining authorized budget amount of \$568,620. This requested contract approval amount above will require adding \$465,380 from the reserves to the authorized budgeted amount.

**Finance Committee Meeting Minutes
San Juan Water District
September 24, 2019
4:00 p.m.**

Committee Members: Ted Costa, Director (Chair)
Ken Miller, Director

District Staff: Paul Helliker, General Manager
Donna Silva, Finance Director

1. Review General Manager Reimbursements (W & R)

There was no reimbursement request from the General Manager.

2. Review Check Register from August 2019 (W & R)

The committee reviewed the August 2019 check registers and found them to be in order.

3. Reserve Policy Status Update (W & R)

Staff had asked the Board of Directors to consider an amendment to the District's Reserve Policy at the June 29, 2019 Board Meeting. The amendment would have changed the allocation of property tax revenues between wholesale and retail. At the Board Meeting, Director Costa inquired as to whether or not the property taxes were voter approved and designated for debt repayment. Staff advised they would investigate and return with the results.

Ms. Silva advised that the Property Taxes had previously been pledged for repayment of a debt issuance, but that debt has long since been repaid. The property taxes are a general revenue source and the Board has full discretion on how to allocate and spend them. Mrs. Silva advised that staff no longer recommends the change to the allocation methodology as the retail service area benefits from the property taxes received from parcels in Citrus Heights, Fair Oaks and a portion of the City of Folsom, which offsets the approximate 7% of property taxes received from parcels in the retail service area which go to the Wholesale division as a result of the current 50-50 allocation.

4. Other Finance Matters (W & R)

Director Costa asked the General Manager to inquire into the opportunity for using property near the Antelope Pump Station, owned by the Sacramento Suburban Water District, for the purposes of installing and operating an injection well.

5. Public Comment

Tom Gray, General Manager of the Fair Oaks Water District and resident of the San Juan Water District Retail Service area, advised that the Fair Oaks Water District is currently working on constructing an ASR well and would potentially be interested in partnering with other agencies such as the San Juan Water District in an ASR project.

Tom Gray advised that approximately 10 years ago he advised that it appeared that all booster pump stations in the retail service area were previously owned by the wholesale division and now appear to be owned by retail, yet there does not appear to have been compensation provided for the exchange of assets. Mr. Gray said he would provide his research documentation to San Juan Water District for review. General Manager Paul Helliker said he would investigate and report back on the matter.

Tom Gray complimented the current management team at San Juan Water District for being respectful and professional.

The meeting was adjourned at 4:29 p.m.