

# **SAN JUAN WATER DISTRICT**

Board of Director's Board Meeting Minutes

October 27, 2021 – 6:00 p.m.

Conducted via Videoconference & In-Person

## **BOARD OF DIRECTORS**

Pam Tobin	President via videoconference
Ken Miller	Vice President
Ted Costa	Director
Marty Hanneman	Director via videoconference
Dan Rich	Director

## **SAN JUAN WATER DISTRICT MANAGEMENT AND STAFF**

Paul Helliker	General Manager
Donna Silva	Director of Finance
Tony Barela	Operations Manager
Lisa Brown	Customer Service Manager
Adam Larsen	Field Services Manager
Andrew Pierson	Engineering Services Manager
Greg Turner	WTP Manager
Greg Zlotnick	Water Resources Manager
Mike Spencer	Chief Operator
Teri Grant	Board Secretary/Administrative Assistant
Ryan Jones	General Counsel

## **OTHER ATTENDEES**

Joanna Gin	Citrus Heights Water District Legal Counsel
Sandra Harris	Customer
Mark Hildebrand	Hildebrand Consulting

## **AGENDA ITEMS**

- I. Roll Call**
- II. Public Forum and Comments**
- III. Consent Calendar**
- IV. Employee Transitions**
- V. Old Business**
- VI. New Business**
- VII. Information Items**
- VIII. Directors' Reports**
- IX. Committee Meetings**
- X. Upcoming Events**
- XI. Closed Session**
- XII. Open Session**
- XIII. Adjourn**

President Tobin called the meeting to order at 6:00 p.m.

## I. ROLL CALL

The Board Secretary took a roll call of the Board. The following directors were present in-person: Ted Costa, Ken Miller and Dan Rich. The following directors were present via teleconference: Marty Hanneman and Pam Tobin.

## II. PUBLIC FORUM

There were no public comments.

## III. CONSENT CALENDAR

All items under the consent calendar are considered to be routine and are approved by one motion. There will be no separate discussion of these items unless a member of the Board, audience, or staff request a specific item removed after the motion to approve the Consent Calendar.

1. **Minutes of the Board of Directors Meeting, September 22, 2021 (W & R)**  
*Recommendation: Approve draft minutes*
2. **Minutes of the Board of Directors Special Meeting, October 13, 2021 (W & R)**  
*Recommendation: Approve draft minutes*
3. **Hydrant and Valve Maintenance FY 21/22 (R)**  
*Recommendation: Award a professional services contract to Wachs Water Services (WWS) for professional services related to the inspection and maintenance of the District's hydrants and valves for the fiscal year 21/22*
4. **Ridgeview Mobile Home Park Pipeline Easement Grant to SJWD (R)**  
*Recommendation: Adopt Resolution 21-16 accepting a dedicated waterline easement for the installation of a future pipeline within the Ridgeview Mobile Home Park and authorize staff to accept and process the documents from the property owner*
5. **ACWA President and Vice President Elections (W & R)**  
*Recommendation: Authorize the designee to cast the District's vote for Pam Tobin as ACWA president and Cathy Green as ACWA Vice President*

**Director Hanneman moved to approve the Consent Calendar. Director Rich seconded the motion and it carried with the following roll call vote:**

**Ayes: Directors Costa, Hanneman, Miller, Rich and Tobin**  
**Noes: None**  
**Abstain: None**

#### **IV. EMPLOYEE TRANSITIONS**

Mr. Barela informed the Board that Chris Mayer is retiring after 30 years with the District. He conducted a brief presentation recognizing Mr. Mayer's accomplishments. Mr. Mayer thanked the District and the Board thanked him for his contributions to the District and wished him well.

GM Helliker informed the Board that Mike Stemple, Purchasing Agent, left the District and there is also a Distribution Operator II position open. Ms. Silva stated that there are now three open positions at the District.

#### **V. OLD BUSINESS**

##### **1. 2021 Hydrology and Operations Update (W & R)**

GM Helliker informed the Board that the Sacramento Valley is at 12.4 inches of precipitation for the start of this water year which is higher than the wettest year on record (2017). He reviewed data on Folsom Reservoir, which included the current storage level at 31% of capacity and 70% of historical average, data on releases, temperature information and storage projections.

GM Helliker reported that Reclamation's projections of Folsom Reservoir storage in the October forecast was 208 TAF for October; however, with the recent precipitation, the reservoir is at 305 TAF, which then makes the forecasts for the other months incorrect. Staff is expecting that there would not be a need for Reclamation to use the emergency pumps.

GM Helliker reviewed the State Water Board's data on the progress towards the Governor's 15% voluntary conservation request, which showed a statewide reduction of 1.9% in July and 5% in August. In addition, he reviewed a chart that showed conservation targets in the region from agencies taking water from the American and Sacramento rivers.

##### **2. Groundwater Banking Activities (W & R)**

GM Helliker reported that he and Mr. Zlotnick met with most of the local water agencies regarding groundwater banking. He provided a staff report which will be attached to the meeting minutes. He informed the Board that Sacramento Suburban Water District has reported a decline in production capacity in their North Service Area (the portion of their total service area that is directly connected to the Antelope Transmission Pipeline and the Cooperative Transmission Pipeline); therefore, there is concern regarding the availability of water from groundwater supplies in SSWD for delivery to Orangevale, Folsom and our retail area via the Antelope Pump Station. Mr. Barela stated that he is working closely with SSWD operations team to update the District's operation plan. GM Helliker discussed the possibility of funding to invest in some groundwater production capacity in the SSWD North Service Area.

GM Helliker reported that he and Mr. Zlotnick were requested by CHWD, FOWD, Orangevale and Folsom to put together an outline of all the agreements,

accounting methodologies and other documents needed to get a groundwater bank established in the Eastern Area of SGA (our wholesale service area). He explained that once that is complete then it would need to go to SGA for approval to be incorporated in the overall groundwater management plan for the SGA area.

**3. District COVID Plan (W & R)**

GM Helliker reported that there was a minor modification made to the District's COVID Plan to ensure that the correct leave process was in place. In response to Director Miller's question from the last Board meeting regarding the requirement of masks indoors when Placer County doesn't require that, GM Helliker informed the Board that the District's plan follows the recommendations from CDC and from the California Department of Public Health and is an extra step to help guarantee people are protected, even if vaccinated.

GM Helliker reviewed the COVID data for the nation which shows California as the third best place in regards to the number of COVID cases. In addition, he reviewed data for Sacramento County and Placer County.

***Director Hanneman moved that starting December 1, 2021, all employees show proof of COVID vaccination or show negative testing.***

General Counsel Jones informed the Board that this item was a discussion item and suggested that his action item be placed on the next Board agenda. President Tobin requested that it be placed on the next Board agenda.

**4. FY 2021-22 Operations Plan Report Card (W & R)**

GM Helliker reported that everything is on track for the 1st quarter FY 2021-22 Operations Plan Report Card.

**5. Retail Financial Plan (R)**

Ms. Silva reviewed the action from the last Board meeting regarding the Retail Financial Plan. She reminded the Board that they requested that staff evaluate the possibility of moving a project sooner in order to take advantage of lower interest rates, and to build in some flexibility in some of the projects. She explained that staff evaluated that request and determined that it isn't feasible to move the project sooner due to staff capacity. In addition, the resultant timing of the project would not guarantee that the project would be able to be financed at a lower interest rate. She explained that in the process of reviewing the CIP, several errors were identified and corrected. The errors stemmed from changes to the CIP during the budget process, which was subsequent to providing the CIP to the consultant. Ms. Silva provided a detailed staff report which will be attached to the meeting minutes.

Mr. Hildebrand conducted a presentation which will be attached to the meeting minutes. He reviewed the Capital Program Modifications and the New Capital Spending. He then provided four scenarios for the Board to review: (1) Near-term debt only, includes Groundwater Production Facility Project (GPPF), (2)

Near-term debt only, excludes GPPF, (3) Multiple debt issues, includes GPPF, and (4) Multiple debt issues, excludes GPPF.

Mr. Hildebrand reviewed the Water Bill Comparison chart and showed where the District falls compared to other California water agencies, the Proposed Rate Schedule, and a chart on Bimonthly Bill Impacts for a Sampling of Customers. In addition, he reviewed a recommended Drought Surcharge Policy.

Mr. Hildebrand reviewed the Next Steps which include holding customer workshops, preparing and sending the Prop 218 Notice (requires 45 day waiting period), conducting a Public Hearing on January 12<sup>th</sup>, approving the rates at January 26<sup>th</sup> Board meeting, and implementing the new rates on February 1, 2022.

The Board discussed the recommended Drought Surcharge Policy and the scenarios including staff's recommendation of the Near-term debt only, includes Groundwater Production Facility Project (GPPF).

GM Helliker informed the Board that Director Hanneman had to leave the meeting.

***Director Rich moved to accept staff's recommendation of the Near-term debt only, includes Groundwater Production Facility Project (GPPF) for the Retail Financial Plan, without the Drought Surcharge Policy. Director Costa seconded the motion and it carried with the following roll call vote:***

***Ayes: Directors Costa, Miller, Rich and Tobin***

***Noes: None***

***Absent: Hanneman***

President Tobin requested that staff bring more information regarding ASR wells to a future Board meeting.

Mr. Hildebrand commented that he thought that the Drought Surcharge Policy was already in place from action by the Board in 2015 with the rate study conducted at that time. Ms. Silva will research whether or not there is still a Drought Surcharge Policy in place and will report back to the Board.

## **VI. NEW BUSINESS**

### **1. Sacramento LAFCO Elections (W & R)**

Director Costa informed the Board that the Sacramento LAFCo is holding elections for the Commissioner seat and he would appreciate that the Board vote for him on the ballot.

***Vice President Miller moved to cast a vote for Ted Costa for the Office No. 7 Commissioner. President Tobin seconded the motion and it carried with the following roll call vote:***

**Ayes:** *Directors Costa, Miller, Rich and Tobin*  
**Noes:** *None*  
**Absent:** *Hanneman*

The Board did not vote for the Offices No. 6 & 7 Alternate Commissioner.

**2. 2020 Census Data and Election Divisions (W & R)**

Director Costa commended staff for the work they performed which will save the District money since the division boundaries do not need to be redrawn.

***Director Costa moved to adopt Resolution 21-17 Confirming No Change in District Election Boundaries is Necessary. Director Miller seconded the motion and it carried with the following roll call vote:***

**Ayes:** *Directors Costa, Miller, Rich and Tobin*  
**Noes:** *None*  
**Absent:** *Hanneman*

**VII. INFORMATION ITEMS**

**1. GENERAL MANAGER'S REPORT**

**1.1 General Manager's Monthly Report (W & R)**

GM Helliker provided the Board with a written report for September which will be attached to the meeting minutes.

**1.2 Miscellaneous District Issues and Correspondence**

GM Helliker informed the Board that the comment period for the Groundwater Sustainability Plan ends this week and it is expected that the plan will be adopted by the end of January. He reported that the 2018 water conservation legislation authorized the State Water Board to adopt outdoor standards for 2022; however, the DWR thinks that the Board has the authority to establish a more stringent standard in 2030, which the statute does not state.

GM Helliker reported that the Water Forum workgroups will be starting again to see if any progress can be made on the agreement update, and they will be addressing a modeling analysis that the environmental caucus wanted, concerning water supply and demand in 2050.

GM Helliker informed the Board that staff will be bringing ordinances for review by the Board over the course of several meetings once the Legal Affairs Committee reviews them.

**2. DIRECTOR OF FINANCE'S REPORT**

**2.1 Miscellaneous District Issues and Correspondence**

No report.

### **3. OPERATIONS MANAGER'S REPORT**

#### **3.1 Miscellaneous District Issues and Correspondence**

Mr. Barela informed the Board that leaks on service laterals are increasing, and once the Retail Financial Plan is approved then the program will start to replace 85 laterals per year. He reported that the District's time of use rate schedule with PG&E is changing, which shifts the cost of peak power from noon to 6pm to 4-9pm. He explained that our rate schedule is very complicated and it is difficult to determine what the impact will be; however, some operations will be adjusted to accommodate the new time of use schedule.

Mr. Barela reported that after the last storm the treatment plant processing was fine; however, they are starting to see the turbidity increasing, which will actually help the treatment plant process. In addition, he reported that he participated as a panelist on an EPA roundtable discussion on the water sector related to Covid and Covid response. He informed the Board that the District's response to the Covid pandemic is similar to other water agencies nationwide.

### **4. ENGINEERING SERVICES MANAGER'S REPORT**

#### **4.1 Miscellaneous District Issues and Correspondence**

No report.

### **5. LEGAL COUNSEL'S REPORT**

#### **5.1 Legal Matters**

No report.

## **VIII. DIRECTORS' REPORTS**

### **1. SACRAMENTO GROUNDWATER AUTHORITY (SGA)**

Director Costa reported that there will be an open position for Vice Chair and he is encouraging Mr. Nelson from Carmichael Water District to run for that position. In addition, he is still seeking discussions on governance.

### **2. REGIONAL WATER AUTHORITY (RWA)**

Director Rich requested input from the Board for the upcoming RWA Board meeting regarding the Executive Director's contract renewal and compensation. He explained that he does not support the recommendation that came from the RWA Executive Committee. He stated that the recommendation is a 5% increase each year for three years in addition to a COLA each year and a potential for a performance related annual bonus between 5-20%. Since the salary increase will affect the District's RWA membership dues, Director Rich is seeking the Board's direction on how to vote at the next meeting.

The Board discussed the topic. President Tobin stated that she didn't have enough information to provide an opinion. Director Costa commented that he is concerned about pension spiking. Director Miller does not agree with the 5%

increase in a contract for three years which is not based on performance. GM Helliker commented that the Executive Director's salary should fall within the median range of the association's membership similar to the mechanism used by ACWA and other regional bodies like RWA in their own salary-setting processes. President Tobin suggested that this be tabled until all the information is provided. Director Rich explained that the RWA meeting to vote on this topic is next week and he will obtain the information and forward it to the Board and request their opinion prior to the meeting. General Counsel Jones stated that since this is an RWA item and not a District item, it should be fine that he get this feedback from the Board.

President Tobin voiced concern that the District cannot get other agencies to work together on groundwater wells and why the wholesale customer agencies are going to other agencies to move water instead of the District. GM Helliker stated that the wholesale customer agencies are not buying water from other wholesale providers, which President Tobin disagreed with.

### **3. ASSOCIATION OF CALIFORNIA WATER AGENCIES (ACWA)**

#### **3.1 ACWA - Pam Tobin**

President Tobin reported that she provided a report that was included in the Board packet.

#### **3.2 Joint Powers Insurance Authority (JPIA) - Pam Tobin**

President Tobin reported that there will be a special board meeting to elect a Vice President, and they are meeting on November 30<sup>th</sup>.

#### **3.3 Energy Committee - Ted Costa**

No report.

### **4. CVP WATER USERS ASSOCIATION**

Mr. Greg Zlotnick reported that the association is conducting the evaluation of their Executive Director.

### **5. OTHER REPORTS, CORRESPONDENCE, COMMENTS, IDEAS AND SUGGESTIONS**

There were no other matters discussed.

## **IX. COMMITTEE MEETINGS**

### **1. Finance Committee – October 26, 2021**

The committee meeting minutes will be attached to the original board minutes.



## **X. UPCOMING EVENTS**

### **1. 2021 ACWA Fall Conference**

November 30 - December 2, 2021  
Pasadena, CA and Virtually

GM Helliker informed the Board that the Closed Session was not needed and these two Closed Session items will be standing agenda items at Water Counsel's request.

## **XI. CLOSED SESSION**

1. Conference with legal counsel – existing litigation (Government Code § 54956.9(d)(1), (d)(4)) - California Natural Resources Agency v. Raimondo, Eastern District of California case no. 1:20-cv-00426 and Pacific Coast Fed'n of Fishermen's Assn. v. Raimondo, Eastern District of California case no. 1:20-cv-00430.
2. Conference with legal counsel – existing litigation (Government Code § 54956.9(d)(1), (d)(4)) - Center for Biological Diversity, et al. v. U.S. Bureau of Reclamation, Eastern District of California case no. 1:20-cv-00706.

## **XII. OPEN SESSION**

There was no reportable action since there was no Closed Session.

## **XIII. ADJOURN**

**The meeting was adjourned at 8:38 p.m.**

ATTEST:

---

PAMELA TOBIN, President  
Board of Directors  
San Juan Water District

---

TERI GRANT, Board Secretary

## STAFF REPORT

---

**To:** Board of Directors  
**From:** Andrew Pierson, P.E.  
Engineering Services Manager  
**Date:** October 27, 2021  
**Subject:** Ridgeview Mobile Home Park Pipeline Easement Grant to SJWD

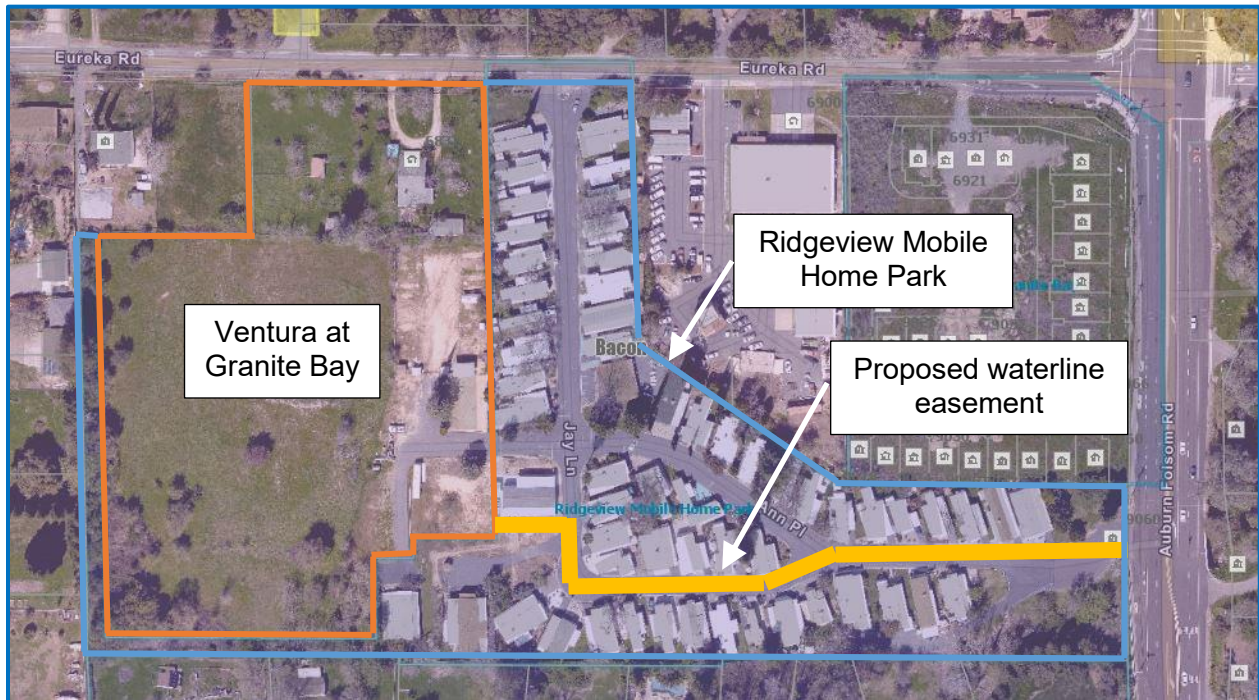
---

### RECOMMENDATION ACTION

Staff recommends a motion to adopt resolution 21-16 and approve and accept a waterline easement in accordance with District Ordinances for a future water distribution pipeline located within the Ridgeview Mobile Home Park property. This pipeline will serve the Ventura at Granite Bay residential development project, and will improve hydraulic connectivity in the Retail distribution system.

### BACKGROUND

Currently under construction, the Ventura at Granite Bay project is a County approved 33-lot residential development project located on a 6.1-acre (gross area) parcel on the south side of Eureka Road, generally west of Auburn Folsom Road (APN: 050-160-079-000). The following figure provides an aerial representation of the project location, and easement.



As a condition of Placer County project approval, the Developer was required to obtain a shared 24-ft wide sewer easement, sewer access easement, emergency vehicle access easement, and drainage easement on the Ridgeview Mobile Home Park property (APN 050-160-081-000) to construct new, and connect to existing sanitary sewer and storm drain facilities.

After review of the District Retail Hydraulic Model, it was determined a second point of water supply was not requisite for the District's initial approval of the Ventura at Granite Bay development project however, a secondary supply is always a consideration for new subdivisions. Because the Developer was already in negotiation with the Ridgeview Mobile Home Park to obtain the Placer County required easements, the District required the Developer to include a dedicated waterline easement within the shared 24-ft easement. This easement provides the District with the ability to install a future pipeline which will not only serve as a second source of supply to the Ventura project, but will also provide for improvements within the Ridgeview Mobile Home Park property, and will improve hydraulic connectivity in the surrounding Retail distribution system.

The Developer has negotiated with the Ridgeview Mobile Home Park, and they have come to an agreement to include and grant a water pipeline easement within the shared 24-ft wide easement to the District in order for the District or a developer of the mobile home park property to install a future pipeline.

### **STATUS**

The improvement plans for the Ventura at Granite Bay development project have already been approved by both Placer County and the District, and construction of this project has already commenced. As a condition of District acceptance of the Ventura at Granite Bay project, the acceptance of the requested water pipeline easement is now needed. The attached Exhibits provide the description of the planned easement to be conveyed to the District.

District staff have reviewed the easement documents and the design plans and have determined that the proposed easement is in accordance with the District's development and engineering Standards, and with the Ordinances.

### **BUDGET IMPACT**

Other than a potential for minor costs associated with recordation of the easement documents (typically there is no charge), there is no anticipated budget impact associated with a Board decision to accept this easement.

**RESOLUTION NO. 21-16**

**A RESOLUTION OF THE BOARD OF DIRECTORS OF THE SAN JUAN WATER DISTRICT APPROVING A GRANT OF EASEMENT AND RIGHT OF WAY**

WHEREAS, Ridgeview Asset Partners LP, (“Owner”) is the record owner of the real property located at 9060 Auburn Folsom Road, Granite Bay, California, and designated Placer County Assessor’s Parcel Number 050-160-081-000 (the “Property”);

WHEREAS, Owner is willing to transfer the Grant of Easement and Right of Way to the San Juan Water District (“District”);

WHEREAS, the District’s Board of Directors finds and determines that it is in the public interest for the District to acquire and accept the Grant of Easement and Right of Way because it is necessary to operating the District’s water system and therefore should be owned solely by the District for the benefit of its customers.

NOW, THEREFORE, BE IT RESOLVED by the Board of Directors of the San Juan Water District as follows:

1. The Agreement for the District’s acquisition of the Grant of Easement and Right of Way in the form shown in Exhibit 1 attached to this resolution and incorporated herein in full (the “Agreement”), is hereby approved.

2. The General Manager is hereby authorized to acquire and accept on behalf of the District the Grant of Easement and Right of Way in the form attached to this resolution and incorporated herein in full. The real property interest subject to this resolution is more fully described in the legal description and plat map attached to Exhibit 1.

3. The General Manager is authorized and directed to file the Grant of Easement and Right of Way for recording with the Placer County Recorder’s Office as soon as practicable.

PASSED AND ADOPTED by the Board of Directors of the San Juan Water District on this 27th day of October, 2021 by the following vote:

AYES:  
NOES:  
ABSENT:

By: \_\_\_\_\_  
PAMELA TOBIN  
President, Board of Directors

ATTEST:

\_\_\_\_\_  
TERI GRANT  
Secretary, Board of Directors

Recording requested by:

**San Juan Water District**

When recorded, mail to:

**San Juan Water District  
P.O. Box 780  
Granite Bay, CA 93465**

No recording fee per  
Government Code §§ 6103 & 27383

APN(s): 050-160-081-000

--This Space for Recorder's Use Only--

---

## **GRANT OF EASEMENT AND RIGHT-OF-WAY**

(To San Juan Water District)

---

No Documentary Transfer Tax per Revenue Taxation Code section 11922

---

For a valuable consideration, receipt of which is hereby acknowledged, **Ridgeview Asset Partners LP**, a California Domestic Limited Partnership (hereinafter referred to as "Grantor"), hereby grants to **San Juan Water District**, a California community services district (hereinafter referred to as "District"), and its successors and assigns:

A permanent Easement for public utilities and appurtenances ("Easement"), including but not limited to rights to survey, install, construct, enlarge, alter, operate, patrol, remove, relocate, replace, repair, improve, and maintain water transmission and distribution pipelines, markers, manholes, valves, metal, fiber optic or other cables and conduit, fencing and all related incidents, fixtures, appurtenances and other facilities for all District purposes (collectively the "District Facilities"). District's right also shall include the right to excavate and refill ditches or trenches for the location of said pipelines, water mains and appurtenances, and to remove trees, bushes, undergrowth, ground covering, pavement, and any other obstructions interfering with the location, construction, installation, operation, maintenance, repair, modification, replacement and removal of said pipelines, water mains and appurtenances. The easements granted herein shall be in, over, on, through, within, under, along, and across the Easement Area as defined in this Grant of Easement.

The "Real Property" burdened by this easement is located in the County of Placer, State of California, and is described as follows:

**See Exhibit "A", attached to and made a part of this  
Grant of Easement and Right-of-Way**

The "Easement Area" is described as follows:

**See Exhibits "B" and "C", attached to and made a part of this  
Grant of Easement and Right-of-Way**

The permanent easements and rights-of-way described herein shall be **SUBJECT TO THE FOLLOWING TERMS AND CONDITIONS:**

1. District shall have for all purposes set forth herein the right of ingress and egress from the nearest public road for personnel, vehicles, and construction equipment to, from, and along

the Easement Area at any time, without prior notice, together with rights to use lanes, drives, rights-of-way, and roadways within the Real Property which now exist or which hereinafter may be constructed, as shall be convenient and necessary for the purpose of exercising the rights herein set forth; provided, however, that nothing in this Grant of Easement shall prevent or limit Grantor's rights to close such roadways, lanes, or rights-of-way, and to provide District with comparable alternative access to the Easement Area.

2. Subsequent to the grant of this Easement Deed, Grantor shall not grant any easements of any kind whatsoever to others in, over, on, through, within, under and across the specific portion of the Easement Area reserved for the District's water pipeline without the prior written approval of the District, which such approval shall not be unreasonably withheld. It is expressly understood that contemporaneously with the grant of this Easement, Grantor is also granting an emergency vehicles access easement, drainage easement, sewer easement and sewer access easement to other third parties pursuant to separate written easement agreements, which such easements will exist in whole or in part over the Easement Area. District hereby approves and consents to such approved easements.
3. The easement granted herein is non-exclusive and Grantor reserves the right to utilize the Easement Area subject to the terms and restrictions provided in this Grant of Easement. District's easement is subject to all pre-existing structures, uses, improvements, facilities, and encumbrances. Except as provided in the preceding sentence, Grantor shall not construct or install or permit others to construct or install within, and the District shall have the right to clear and to keep clear from the Easement Area, any explosives, wells, reservoirs, buildings, structures, walls and other facilities, earth cover or stockpile of material placed without District's written consent (which consent shall not be unreasonably withheld), which may interfere in any way with District's use of the Easement Area. In addition to any other legal and equitable remedies for violations of this paragraph, District shall have the right to do all things necessary and proper to remove any vegetation, explosives, structures, improvements and materials within the Easement Area at Grantor's sole expense after providing Grantor with written notice of the violation and a reasonably opportunity to cure.
4. This Grant of Easement shall bind and inure to the benefit of the respective heirs, personal representatives, successors, and assigns to the parties hereto, and shall run with the Real Property. District's rights and obligations herein are assignable and transferable by District, in whole or in part, to District's successors and assigns.
5. Grantor warrants that it is the owner of the Real Property and that its representatives signing below are the authorized signatories to execute and bind Grantor to the terms and conditions of this Grant of Easement and to grant the easement rights herein conveyed.

Executed on August 23, 2021.

GRANTOR (Ridgeview Asset Partners LP):  
a California limited partnership

By: Laguna Asset Partners, Inc.  
a California Corporation  
its General Partner

By: MCKAY  
McKay Florence, Secretary

**CERTIFICATE OF ACKNOWLEDGMENT BY NOTARY PUBLIC**  
[California Civil Code § 1189]

A notary public or other officer completing this certificate verifies only the identity of the individual who signed the document to which this certificate is attached, and not the truthfulness, accuracy, or validity of that document.

State of California )  
County of Placer )

On August 23, 2021 before me, Selina Y Marcus, a notary public, personally appeared MCKAY TALLEY FLORENCE, who proved to me on the basis of satisfactory evidence to be the person(s) whose name(s) is/are subscribed to the within instrument and acknowledged to me that he/she/they executed the same in his/her/their authorized capacity(ies), and that by his/her/their signature(s) on the instrument the person(s), or the entity upon behalf of which the person(s) acted, executed the instrument.

I certify under PENALTY OF PERJURY under the laws of the State of California that the foregoing paragraph is true and correct.

WITNESS my hand and official seal.

Signature Selina Y Marcus



(Seal)

TRUSTEE'S STATEMENT:

U.S. BANK NATIONAL ASSOCIATION, AS TRUSTEE FOR THE REGISTERED HOLDERS OF WELLS FARGO COMMERCIAL MORTGAGE SECURITIES, INC., MULTIFAMILY MORTGAGE PASS-THROUGH CERTIFICATES, SERIES 2019-K100, UNDER DEED OF TRUST DATED AUGUST 30, 2019, RECORDED AUGUST 30, 2019, AS INSTRUMENT NO. 2019-0064811-00, OFFICIAL RECORDS PLACER COUNTY, HEREBY CONSENTS TO THE RECORDATION OF THIS GRANT OF EASEMENT.

U.S. Bank National Association, as Trustee for the Registered Holders of Wells Fargo Commercial Mortgage Securities, Inc., Multifamily Mortgage Pass-Through Certificates, Series 2019-K100

By: Wells Fargo Bank, National Association,  
its Master Servicer

By: Berkadia Commercial Mortgage LLC,  
a Delaware limited liability company

Its: Sub-Servicer

By:   
Name: Kristie A. Alvelo  
Title: Authorized Representative

A NOTARY PUBLIC OR OTHER OFFICER COMPLETING THIS CERTIFICATE VERIFIES ONLY THE IDENTITY OF THE INDIVIDUAL WHO SIGNED THE DOCUMENT TO WHICH THIS CERTIFICATE IS ATTACHED, AND NOT THE TRUTHFULNESS, ACCURACY, OF VALIDITY OF THAT DOCUMENT.

COMMONWEALTH OF PENNSYLVANIA  
COUNTY OF MONTGOMERY

ON August 27, 2021, BEFORE ME, MARGARET BENNER, NOTARY PUBLIC, PERSONALLY APPEARED KRISTIE A. ALVELO, WHO PROVED TO ME ON THE BASIS OF SATISFACTORY EVIDENCE TO BE THE PERSON(S) WHOSE NAME(S) IS/ARE SUBSCRIBED TO THE WITHIN INSTRUMENT AND ACKNOWLEDGED TO ME THAT HE/SHE/THEY EXECUTED THE SAME IN HIS/HER/THEIR AUTHORIZED CAPACITY(IES), AND THAT BY HIS/HER/THEIR SIGNATURE(S) ON THE INSTRUMENT, THE PERSON(S) OR THE ENTITY UPON BEHALF OF WHICH THE PERSON(S) ACTED, EXECUTED THE INSTRUMENT.

I CERTIFY UNDER PENALTY OF PERJURY UNDER THE LAWS OF THE COMMONWEALTH OF PENNSYLVANIA THAT THE FOREGOING PARAGRAPH IS TRUE AND CORRECT.

WITNESS MY HAND AND OFFICIAL SEAL.

  
\_\_\_\_\_  
SIGNATURE (SEAL)

COMMONWEALTH OF PENNSYLVANIA  
NOTARIAL SEAL  
Margaret Benner, Notary Public  
Horsham Twp., Montgomery County  
My Commission Expires Oct. 6, 2021  
MEMBER, PENNSYLVANIA ASSOCIATION OF NOTARIES



**CERTIFICATE OF ACCEPTANCE OF INTEREST IN REAL PROPERTY**  
**(Gov't Code, § 27281)**

This is to certify that San Juan Water District, a political subdivision of the State of California, acting by and through its General Manager, hereby accepts for public purposes the interest in real property, conveyed by the Quitclaim Deed to which this Certificate of Acceptance is attached, and consents to the recording of this instrument, pursuant to authority conferred on the General Manager by the Board of Directors of the San Juan Water District in Resolution No. 21-12 adopted at a public meeting held on August 25, 2021.

Dated: \_\_\_\_\_

SAN JUAN WATER DISTRICT

By: \_\_\_\_\_  
Paul Helliker, General Manager

**CERTIFICATE OF ACKNOWLEDGMENT BY NOTARY PUBLIC**  
[California Civil Code § 1189]

A notary public or other officer completing this certificate verifies only the identity of the individual who signed the document to which this certificate is attached, and not the truthfulness, accuracy, or validity of that document.
--

State of California                    )  
County of Placer                    )

On \_\_\_\_\_, 20\_\_ before me, \_\_\_\_\_, a notary public, personally appeared \_\_\_\_\_, who proved to me on the basis of satisfactory evidence to be the person whose name is subscribed to the within instrument and acknowledged to me that he executed the same in her authorized capacity, and that by his signature on the instrument the person, or the entity upon behalf of which the person acted, executed the instrument.

I certify under PENALTY OF PERJURY under the laws of the State of California that the foregoing paragraph is true and correct.

WITNESS my hand and official seal.

Signature \_\_\_\_\_

(Seal)

**EXHIBIT "A"**  
**BURDENED PROPERTY**  
**DESCRIPTION**

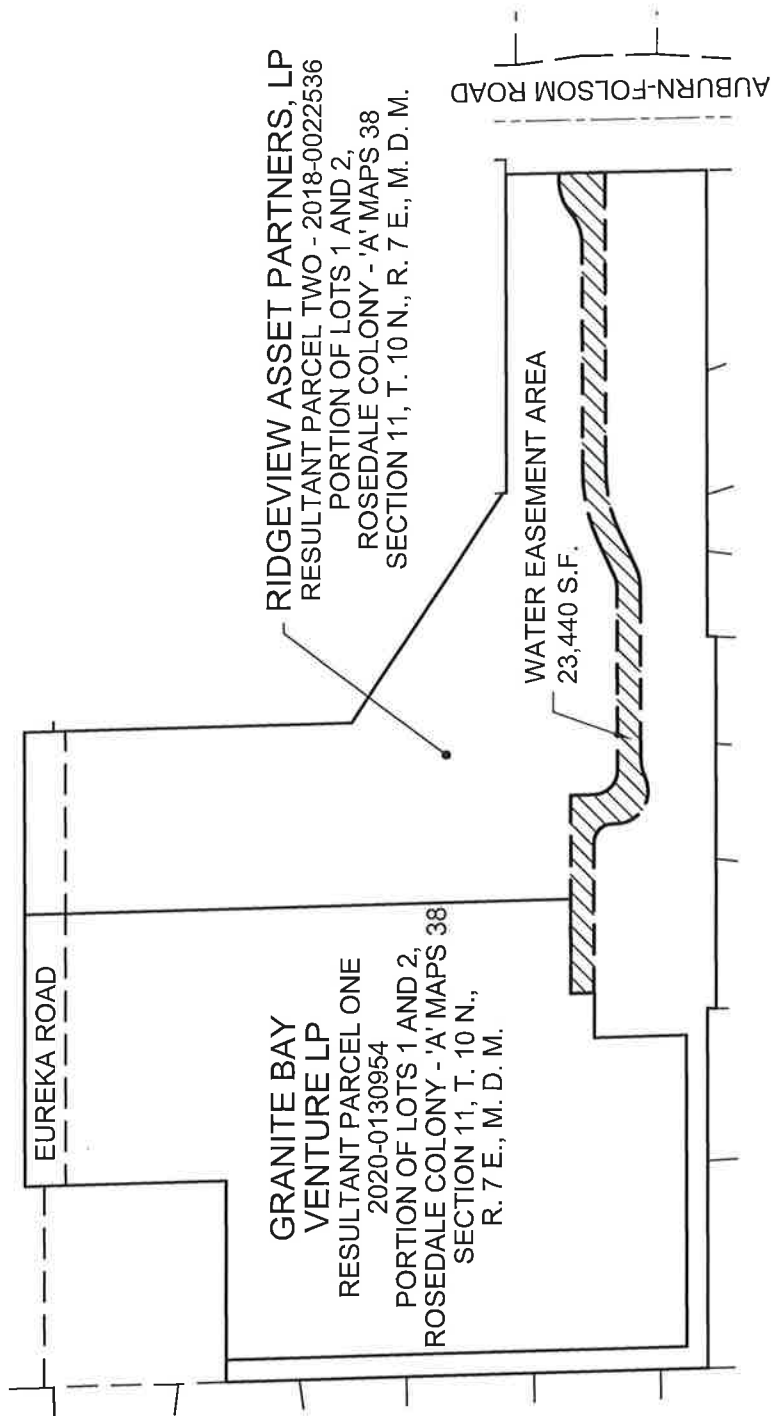
All that real property situated in the County of Placer, State of California and being Resultant Parcel 2 as described in that Grant Deed to Ridgeview Asset Partners, LP, filed for record in the office of the Recorder of said County as Instrument No. 2018-0022536 located in Section 11, Township 10 North, Range 7 East, M.D.M.



*John Karl Jeffries*  
8/23/21

# EXHIBIT 'B'

SHEET 1 OF 3



*John Jeffries*  
8/23/21



**BAKER WILLIAMS**  
ENGINEERING GROUP

SCALE: 1" = 200'  
JOB #: 16-07-037  
DATE: MAR., 2021

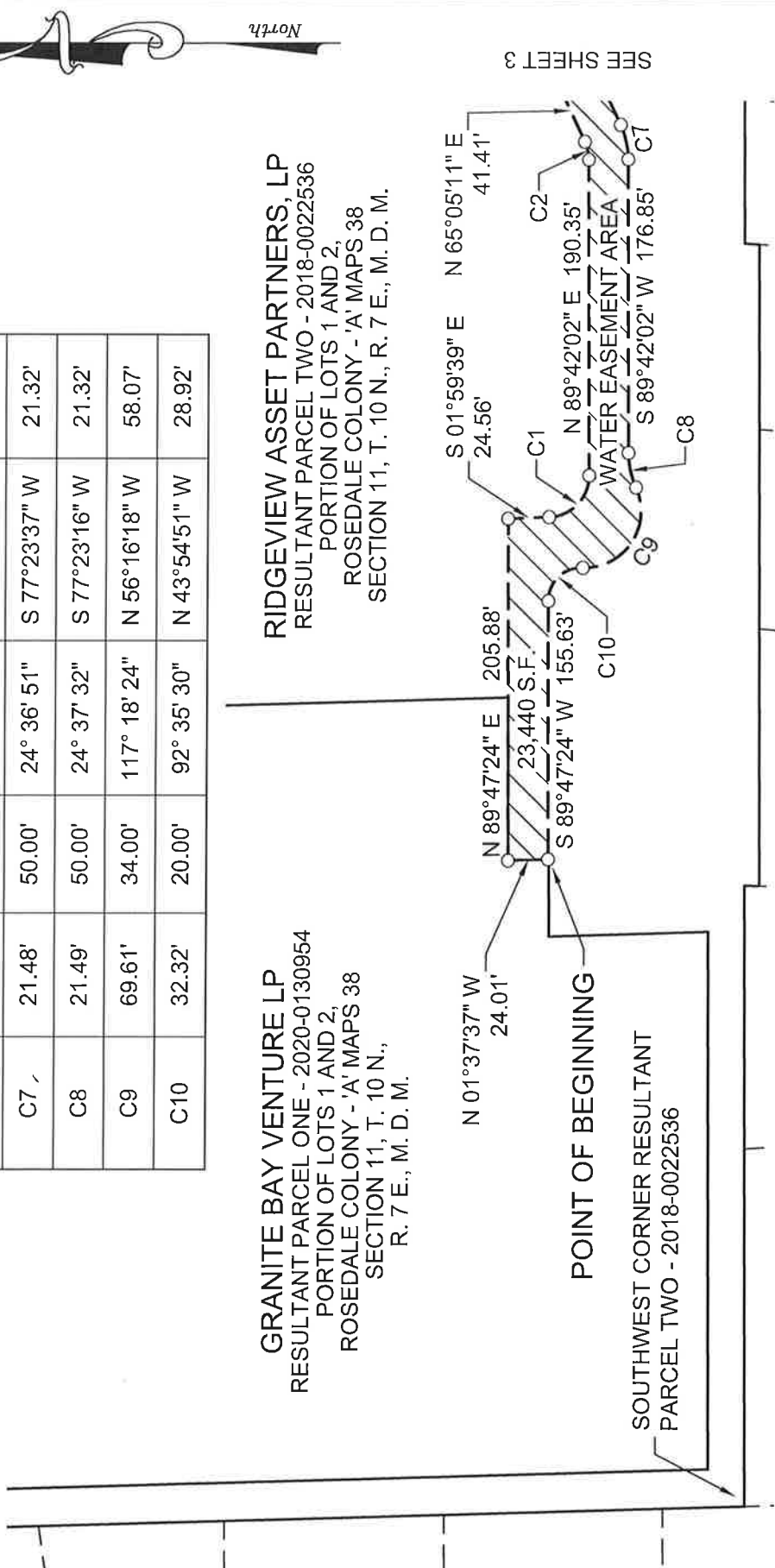
**SAN JUAN WATER DISTRICT EASEMENT**  
PLACER COUNTY, CALIFORNIA

**CURVE TABLE**


CURVE #	LENGTH	RADIUS	DELTA	CHORD DIRECTION	CHORD LENGTH
C1	38.53'	25.00'	88° 18' 19"	S 46°08'49" E	34.83'
C2	11.17'	26.00'	24° 36' 51"	N 77°23'37" E	11.08'
C7	21.48'	50.00'	24° 36' 51"	S 77°23'37" W	21.32'
C8	21.49'	50.00'	24° 37' 32"	S 77°23'16" W	21.32'
C9	69.61'	34.00'	117° 18' 24"	N 56°16'18" W	58.07'
C10	32.32'	20.00'	92° 35' 30"	N 43°54'51" W	28.92'

**GRANITE BAY VENTURE LP**  
 RESULTANT PARCEL ONE - 2020-0130954  
 PORTION OF LOTS 1 AND 2,  
 ROSEDALE COLONY - 'A' MAPS 38  
 SECTION 11, T. 10 N.,  
 R. 7 E., M. D. M.

**RIDGEVIEW ASSET PARTNERS, LP**  
 RESULTANT PARCEL TWO - 2018-0022536  
 PORTION OF LOTS 1 AND 2,  
 ROSEDALE COLONY - 'A' MAPS 38  
 SECTION 11, T. 10 N., R. 7 E., M. D. M.



SEE SHEET 3



**BAKER WILLIAMS**  
 ENGINEERING GROUP

SCALE: 1" = 100'  
 JOB #: 16-07-037  
 DATE: MAR., 2021

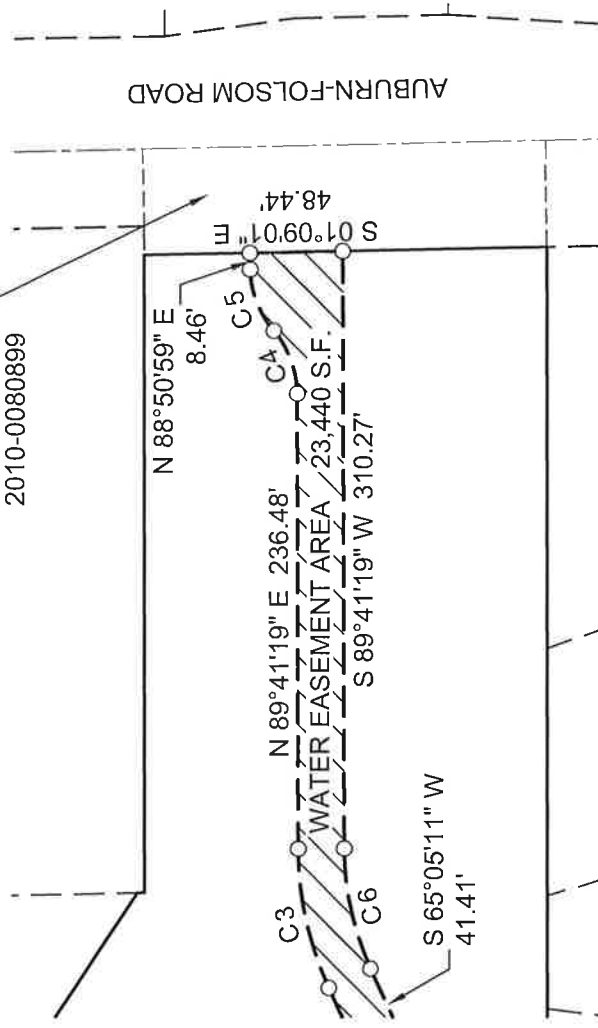
**SAN JUAN WATER**  
**DISTRICT EASEMENT**  
 PLACER COUNTY, CALIFORNIA



**CURVE TABLE**

CURVE #	LENGTH	RADIUS	DELTA	CHORD DIRECTION	CHORD LENGTH
C3	74.71'	174.00'	24° 36' 07"	N 77°23'15" E	74.14'
C4	35.62'	50.00'	40° 48' 59"	N 69°16'49" E	34.87'
C5	34.89'	50.00'	39° 58' 40"	N 68°51'39" E	34.18'
C6	64.41'	150.00'	24° 36' 07"	S 77°23'15" W	63.91'

HIGHWAY EASEMENT  
PER DOCUMENT NO.  
2010-0080899



RIDGEVIEW ASSET PARTNERS, LP  
RESULTANT PARCEL TWO - 2018-0022536  
PORTION OF LOTS 1 AND 2,  
ROSEDALE COLONY - 'A' MAPS 38  
SECTION 11, T. 10 N., R. 7 E., M. D. M.

SEE SHEET 2

**SCALE: 1" = 100'**  
**JOB #: 16-07-037**  
**DATE: MAR., 2021**

**BAKER WILLIAMS  
ENGINEERING GROUP**

**SAN JUAN WATER  
DISTRICT EASEMENT**  
PLACER COUNTY, CALIFORNIA

**EXHIBIT "C"**  
**WATER EASEMENT**  
**DESCRIPTION**

A Waterline Easement situated in the County of Placer, State of California and over, across, and through a portion of Resultant Parcel 2 as described in that Grant Deed to Ridgeview Asset Partners, LP, filed for record in the office of the Recorder of said County as Instrument No. 2018-0022536 located in Section 11, Township 10 North, Range 7 East, M.D.M. More particularly described as follows:

BEGINNING at a point on the south boundary of Resultant Parcel 1 of said Grant Deed, said point being the south terminus of that certain course shown as 'North 01°37'37" West, 24.01 feet' per said Grant Deed; Thence along said south boundary, North 01° 37' 37" West, 24.01 feet; thence continuing along said south boundary and the extension thereof, North 89° 47' 24" East, 205.88 feet; thence leaving said extension, South 01° 59' 39" East, 24.56 feet; thence along the arc of a tangent curve to the left, concave to the Northeast and having a radius of 25.00 feet, a central angle of 88° 18' 19" and an arc length of 38.53 feet; thence, North 89° 42' 02" East, 190.35 feet; thence along the arc of a tangent curve to the left, concave to the Northwest and having a radius of 26.00 feet, a central angle of 24° 36' 51" and an arc length of 11.17 feet; thence, North 65° 05' 11" East, 41.41 feet; thence along the arc of a tangent curve to the right, concave to the Southeast and having a radius of 174.00 feet, a central angle of 24° 36' 07" and an arc length of 74.71 feet; thence, North 89° 41' 19" East, 236.48 feet; thence along the arc of a tangent curve to the left, concave to the Northwest and having a radius of 50.00 feet, a central angle of 40° 48' 59" and an arc length of 35.62 feet; thence along the arc of a reversing curve to the right, concave to the Southeast and having a radius of 50.00 feet, a central angle of 39° 58' 40" and an arc length of 34.89 feet; thence, North 88° 50' 59" East, 8.46 feet to a point in the West Right-of-Way line of Auburn-Folsom Road as shown and described on Document No. 2010-0080899, a public road; thence along said Right-of-Way, South 01° 09' 01" East, 48.44 feet; thence leaving said Right-of-Way, South 89° 41' 19" West, 310.27 feet; thence along the arc of a tangent curve to the left, concave to the Southeast and having a radius of 150.00 feet, a central angle of 24° 36' 07" and an arc length of 64.41 feet; thence, South 65° 05' 11" West, 41.41 feet; thence along the arc of a tangent curve to the right, concave to the Northwest and having a radius of 50.00 feet, a central angle of 24° 36' 51" and an arc length of 21.48 feet; thence, South 89° 42' 02" West, 176.85 feet; thence along the arc of a tangent curve to the left, concave to the Southeast and having a radius of 50.00 feet, a central angle of 24° 37' 32" and an arc length of 21.49 feet; thence along the arc of a reversing curve to the right, concave to the Northeast and having a radius of 34.00 feet, a central angle of

117° 18' 24" and an arc length of 69.61 feet; thence along the arc of a reversing curve to the left, concave to the Southwest and having a radius of 20.00 feet, a central angle of 92° 35' 30" and an arc length of 32.32 feet; thence, South 89° 47' 24" West, 155.63 feet to the POINT OF BEGINNING.

Said Easement contains 23,440 square feet, more or less.

END OF DESCRIPTION



*John Karl Jeffries*  
8/23/21

## STAFF REPORT

---

To: Board of Directors

From: Paul Helliker, General Manager  
Greg Zlotnick, Water Resources Manager

Date: October 27, 2021

Subject: Groundwater Banking/Conjunctive Use Projects

---

### RECOMMENDED ACTION

Information and Discussion

### BACKGROUND

At the November 2020 Board meeting, the Board requested that we send letters to neighboring agencies with whom we might be able to develop mutually beneficial partnerships to conduct groundwater banking and recovery. On December 2 and 3, we sent letters soliciting interest in such partnerships to California-American Water Company, Carmichael Water District, Citrus Heights Water District, Del Paso Manor Water District, Fair Oaks Water District, Orangevale Water Company, Rio Linda/Elverta Community Water District and Sacramento Suburban Water District.

We met in late 2020 with Orangevale, DPMWD, Carmichael and SSWD. We also met with CHWD, FOWD, Orangevale and Folsom in January, 2021, but this discussion focused primarily on the Voluntary Agreement.

Since those meetings, we have continued to explore potential banking and infrastructure opportunities with Orangevale and SSWD. We have worked with Orangevale to prepare a request for funding support to rehabilitate one of their three wells, and for a treatment system to remove perchlorate from water produced from a second well. Both of these projects are on the region's list of priority projects for groundwater bank funding proposals, and the treatment system was included in a request by Congressman Bera for "earmarked" funding in the Corps of Engineers FY 2022 Budget for Section 219 environmental projects. We have further meetings planned with OVWC in November, once they receive a more detailed report from their consultant regarding water quality issues and potential production capabilities of their two existing wells.

SSWD has been deliberating recently on the decline in production capacity in their North Service Area (NSA - the portion of their total service area that is directly connected to the Antelope Transmission Pipeline and the Cooperative Transmission Pipeline). Some SSWD graphs and tables from their discussions will be presented at the Board meeting. The SSWD Board approved adding \$500,000 to their capital program in 2022 to accelerate the construction of three new wells in the NSA. The production capacity of the NSA is included in the drought planning work that WSC consultants is doing for SSWD, our Member Agencies and us, as the NSA is the



primary source of supplemental water supply for Orangevale, Folsom-Ashland and our retail service area.

We met again with all of the Member Agencies on October 7, to discuss the steps we will all need to take to establish a groundwater banking program in the SGA Eastern Area (which is our wholesale service area).

A banking program already exists in the Central Area, including annual pumping limits, an accounting framework and banking/extraction rules. Other than a requirement to use additional surface water after pumping groundwater beyond certain amounts for transfers out of the region, no other management criteria are currently applicable in the Eastern Area. Developing more comprehensive information regarding the status of the Eastern Area will be necessary to develop the agreements for groundwater banking. This documentation will guide decisions about investments in groundwater production or injection wells, management of groundwater infrastructure, transfer activities and management of financial transactions. At the October 7 meeting, we agreed to develop a detailed list of actions that Eastern Area agencies will need to complete to establish such groundwater banking procedures. As a reminder, whatever we develop will be consistent with the Groundwater Sustainability Plan to be adopted by SGA.

We are scheduled to meet again with the member agencies on November 9 to define the process and priorities for developing this operational and financial framework for moving ahead collaboratively in pursuit of groundwater banking opportunities in the Eastern Area.



# AGENDA ITEM III-5

## MEMORANDUM

Via U.S. Mail and Electronic Mail

**TO:** ACWA Member Agency Board Presidents and General Managers  
**CC:** ACWA Board of Director  
**FROM:** Dave Eggerton, ACWA Executive Director  
**DATE:** October 4, 2021  
**SUBJECT:** Notice of General Session Membership Meeting — December 1, 2021

---

There will be a General Session Membership Meeting on **December 1, 2021, at 12:00 p.m.** The purpose of this meeting is to formally nominate and elect ACWA's President and Vice President for the 2022-2023 term. At its meeting on September 24, 2021, the ACWA Board of Directors approved procedures whereby ACWA members will be able to participate and vote in the upcoming membership meeting and election in person or virtually. These procedures are in accordance with California Corporations Code Sections 20, 21, 5079 and subsections (a) and (f) of Section 7510, as well as Article 9 of ACWA's Bylaws. The in-person meeting will be held in Ballroom D-H of the Pasadena Convention Center. Virtual voting delegates will participate via Zoom. Staff will provide the Zoom access information to the virtual voting delegates upon receipt of the Voter Designation & Information Form and the member agency's Consent to Electronic Transmissions, Meetings & Voting Form. Members who wish to attend the membership meeting virtually as a non-voting participant can obtain the registration link by contacting Clerk of the Board Donna Pangborn at [donnap@acwa.com](mailto:donnap@acwa.com) or 916-441-4545 to confirm their member agency has submitted the requisite Consent to Electronic Transmissions, Meetings & Voting Form.

### Election/Voting Process

---

The ACWA Nominating Committee has announced a 2022-2023 slate that recommends current **Vice President Pamela Tobin for ACWA President** and current **Region 10 Vice Chair Cathy Green for ACWA Vice President**. The Nominating Committee's 2022-2023 slate will be presented for the members' consideration and vote at the membership meeting on December 1.

As provided by ACWA's Bylaws (Article 9, Section 9) nominations from the floor will be accepted prior to the vote on the Nominating Committee's slate. The Bylaws require that floor nominations and seconds be made by a member of the Association and must be supported by a resolution of the governing body of the member making and seconding such nomination. The member agency on whose board the nominee serves must submit a resolution of support if they are not the agency making the floor nomination or second. The resolutions to facilitate floor nominations must be submitted to the Clerk of the Board Donna Pangborn at [donnap@acwa.com](mailto:donnap@acwa.com) by **COB Wednesday, November 24, 2021**.

➤ **See attachment for detailed Membership Meeting & Election Procedures.**

ACWA will be using a voting system called Live-Tally, which will allow voters to vote using a handheld keypad OR online keypad (which can be accessed through any modern web browser on a computer, tablet or smart phone). **Voters must be present at the membership meeting, either in person or virtually, to vote.**

Consistent with ACWA's Bylaws, Article 9, Section 5, "each member of the Association shall be entitled to one vote that shall be cast by its authorized representative."

- Member agencies must indicate their voting representative and alternate on the attached Voter Designation & Information Form.
- Member agencies must indicate if their voting representative/alternate is attending in person or virtually as well as provide all of the information identified on the form in order for ACWA to facilitate all aspects of the membership meeting and voting processes.

**Members who desire to participate in the membership meeting virtually and vote electronically are required to sign and return the attached Consent to Electronic Transmissions, Meetings & Voting Form by November 24, 2021, consistent with the California Corporations Code.**

## Deadline & Changes

---

The deadline for submitting the Voter Designation & Information Form is **Wednesday, November 24, 2021**. While this form identifies both a voting delegate and an alternate voting delegate for the ACWA member agency, if for any reason the member agency desires for the alternate voting delegate to vote at the election in place of its designated voting delegate, the member agency must notify ACWA in advance of its exchange of voting delegates by contacting the Clerk of the Board Donna Pangborn at [donnap@acwa.com](mailto:donnap@acwa.com) or 916-441-4545 **no later than Monday, November 29, 2021**. Staff will then provide the member agency's alternate voter with the Zoom and Live-Tally access/participant information if the voter is participating virtually.

## ACWA General Session Desk

---

ACWA staff will be available at the **ACWA General Session Desk**, located in the Ballroom Lobby of the Pasadena Convention Center, on **Wednesday, December 1**, between **9:00 a.m. and 11:45 a.m.** to answer questions about the membership meeting and election process.

**In-person voters need to check in at the ACWA General Session Desk on Wednesday, December 1, between 10:30 and 11:45 a.m. to pick up handheld keypads.**

If you have any questions regarding this process, please contact Clerk of the Board Donna Pangborn at 916-441-4545 or [donnap@acwa.com](mailto:donnap@acwa.com).

dgp

Attachments:


1. Membership Meeting & Election Procedures
2. Voter Designation & Information Form
3. Consent to Electronic Transmission, Meetings & Voting Form

# Operations Plan Report Card FY 2021-22

On Track

Delayed

Issues



## ADMINISTRATION/WATER RESOURCES/IT


Task	Original Target Date	Updated Target Date	Completion Date	Comments
Water Quality Control Plan – represent District interests and collaborate with regional and statewide partners to ensure the WQCP is reasonable and achievable.	Ongoing			
Delta conveyance – engage as necessary to protect District interests as new project developed, permits sought.	Ongoing			
Represent the District’s interests in the implementation of groundwater banking and in the expansion of the regional groundwater bank	6/2022			
Monitor and respond to regulatory proposals from the SWRCB and DWR in the “Making Conservation a Way of Life” program (water loss regulations, indoor and outdoor efficiency standards, reporting, etc.); collaborate with ACWA, RWA and others around the state to ensure regulations are reasonable	Ongoing			
Represent the District’s interests in the update of the Water Forum Agreement, including participation in various committees and workgroups	Ongoing			
Develop an agreement with PCWA to provide treatment and conveyance capacity for their West County water supply needs.	Subject to PCWA timeline			
Represent the District’s interests in the preparation and completion of the Sacramento Groundwater Authority’s Groundwater Sustainability Plan	12/2021			
If conditions warrant and allow, complete actions necessary to implement a groundwater substitution and/or conserved water transfer	6/2022			
Prepare annual water rights reports to SWRCB and submit estimated schedule of deliveries of PCWA and CVP supplies to Reclamation	Pre-14 > 7/1/21 Post-14 > 4/1/22 Reclamation > 3/31/22			
Provide Monthly summary reports to Reclamation showing usage of water rights, PCWA, and CVP supplies, as well as treatment of SSWD’s PCWA deliveries	The 10 <sup>th</sup> of the following month			
2 <sup>nd</sup> Annual SJWD Employee Kids Day	7/2022			Tentative
Update District Ordinances	6/2022			
Facilitate Records Inventory Process	6/2022			

## CUSTOMER SERVICE

Task	Target Date	Updated Target Date	Completion Date	Comments
Cross train customer service staff to be proficient in customer service related functions to build redundancy to accommodate vacations, illnesses and staff turnover	Ongoing			
Work with Field Service and Water Efficiency staff to diagnose customer meter problems and repair promptly	Ongoing			

# Operations Plan Report Card FY 2021-22

On Track  
Delayed  
Issues



## DISTRIBUTION (Field Services)

Task	Target Date	Updated Target Date	Completion Date	Comments
Complete the 2021-22 CO-OP Maintenance Program	6/2022			
Complete the 2021-22 Cross Connection Control Program	12/2021			
Complete the 2021-22 Leak Detection Program	6/2022			
Complete the 2021-22 Air/Vacuum Relief Valve Program	6/2022			
Complete the 2021-22 Dead End Flushing Program	6/2022			
Complete the 2021-22 Valve Exercise Program	6/2022			
Complete the 2021-22 Hydrant Maintenance Program	6/2022			
Implement the new District Meter Replacement and Testing Program	6/2022			

## ENGINEERING SERVICES


Task	Target Date	Updated Target Date	Completion Date	Comments
Complete the SJWD/PCWA Intertie	12/2021			In construction
Complete an update of the Wholesale Master Plan	6/2022			Ongoing
Complete the design of the Kokila Reservoir/Tank Project	6/2022			Design underway
Complete construction of the following pipeline and service replacement projects: <ul style="list-style-type: none"> <li>• Cavitt Stallman Pipeline Project</li> <li>• Auburn Folsom Pipeline Project</li> <li>• Woodminster Cir Services Replacement</li> <li>• Margo Dr Services Replacement</li> </ul>	6/2022			In construction
Complete construction of the Field Services Parts and Materials Shelter	6/2022			Design underway

# Operations Plan Report Card FY 2021-22

On Track

Delayed

Issues



## FINANCE and HUMAN RESOURCES

Task	Target Date	Updated Target Date	Completion Date	Comments
Complete funding agreement for State Revolving Loan Funds for Hinkle Reservoir Project	8/2021	12/31/2021		waiting on State
Complete funding agreement for State Revolving Loan Funds for Kokila Reservoir Project	12/2021			General and financial applications complete. Remaining applications can't be done until design is complete.
Complete funding agreement for State Revolving Loan Funds for Eureka Road Transmission Pipeline Replacement Project	12/2021			General and financial applications complete. Remaining applications can't be done until design is complete.
Refinance 2012 Refunding Bonds	12/2021			In progress
Complete 5-Year Retail Financial Plan and Rate Study	8/2021			In progress
Commence 5-Year Wholesale Financial Plan and Rate Study	6/2022			
Complete revisions to Treatment Plant Shift Operators MOU	12/2021			
Conduct Compensation Study	6/2022			In progress

## WATER EFFICIENCY

Task	Target Date	Updated Target Date	Completion Date	Comments
Rehabilitate outdated sections of the demonstration WEL (Water Efficient Landscape) Garden (wholesale)	6/2022			
Provide 4 educational customer workshops (wholesale)	6/2022			
Implement rebate incentive programs and provide on-site assistance to 100 customers to support State mandated water use reductions requirements	6/2022			
Conduct a student art calendar contest to be distributed to all wholesale agencies	6/2022			
Test and replace inoperable radio read units upon failure and send failed meter information to Field Services for replacement.	6/2022			
Complete landscape area measurements for SWRCB conservation requirements	6/2022			
Evaluate SWRCB variance process and submit any variance requests that would improve the District's aggregate water budget.	6/2022			

## WATER TREATMENT

Task	Target Date	Updated Target Date	Completion Date	Comments
Complete Land Maintenance Project at Baldwin Reservoir to Reduce Fire Danger	6/2022			
Integrate In-plant pumps into SCADA System	5/2022			
Replace Wholesale Meter Network Switches	4/2022			
Retrofit North Filter Lighting and Circuitry to Energy Efficient LED	12/2021			

## STAFF REPORT

---

To: Board of Directors  
From: Donna Silva, Director of Finance  
Date: October 27, 2021  
Subject: Presentation of Retail Financial Plan and Rate Study

---

### RECOMMENDED ACTION

Receive report; direct staff to prepare Proposition 218 Notice based on the rate schedule selected by the Board after receiving and considering the results of the study.

### BACKGROUND

The District's last Retail Financial Plan and Rate Study was completed in November 2016, resulting in a five year rate schedule ending January 1, 2021. The effective rate increases under that schedule were as follows:

January 2017:	8%	January 2020:	8%
January 2018:	9%	January 2021:	6%
January 2019:	8%		

The District completed the Retail Master Plan in FY 2020-21, which identified the capital improvements needed to the distribution system over the next 10 years. With the last of the rate increases from the previous financial plan in effect as of January 2021, and the completion of the Retail Master Plan, it was time to commence the next Retail Financial Plan and Rate Study.

Hildebrand Consulting worked with staff to update the Retail Financial Plan based on the retail master plan, and propose a rate schedule that would fund both ongoing operations, existing debt service and the capital improvements identified by the master plan. That study was to the Board at the September 22, 2021 meeting.

The study, as presented to the Board on September 22, 2021 examined four scenarios as follows:

1. **No rate increase and no new debt:** this approach is not recommended as revenues would not be sufficient to keep up with inflation of operating costs and important capital projects would have to be eliminated.
2. **No debt issuance – all pay as you go:** while this option results in the lowest costs over time, due to the large upcoming projects it would require 16% rate increases for the next two years, followed by a 12% increase and

three years of 3% rate increases. The next five years would have no rate increases.

3. **Issue more debt:** this option examined the effects of issuing an additional \$12.5 million of debt to finance more capital projects. It resulted in greater expenses over time, but lower short term rate increases.
4. **Hybrid Model:** Issuing near term debt to finance large capital projects in the near term, specifically the Eureka Road Transmission Pipeline replacement and the Kokila Reservoir replacement. *The hybrid model was recommended by staff and the consultant as it prevents double digit near term rate increases, but positions the District to achieve cash financing of project in the long run, thereby eliminating the costs of debt.*

After receiving and considering the report the Board directed staff to evaluate the possibility of bringing forward the \$8.2 million Cavitt Stallman pipeline replacement project from FY's 2027-2029 and the office/field services building and ADA improvements project in order to be able to finance the projects with today's low interest rates. Other comments from the Board included revising the CIP to allow for more flexibility in the District's ability to utilize external financing sources as they may become available.

## **CURRENT STATUS**

Staff has evaluated the timing and nature of the CIP projects and determined that it isn't feasible to move those two projects up. The District currently intends to replace the Hinkle and Kokila Reservoirs over both FY 2022-23 and 2023-24. Those are major projects and staff simply does not have the capacity to take on additional large scale projects during these two years. Therefore, the soonest the projects could be done would be FY 25-26 and there is no way of knowing what interest rates will be like three years from now. Additionally, bringing it forward, without being able to finance it with today's low interest rates, would result in greater rate increases as there would not be as much time to build reserves as there will be if construction is left as originally scheduled.

In order to create more flexibility staff examined the timing of the design versus construction for all the projects in the CIP. For projects with an external design cost, the design phase was adjusted to create at least a year between design and construction. Creating the space between design and construction results in "shovel ready" projects. Having shovel ready projects increases the District's chances of obtaining grant funding or taking advantage of other financing sources as they may become available. Seven project timelines were adjusted to create this flexibility.

In the process of reviewing the CIP, several errors were identified and corrected. The errors stemmed from changes to the CIP during the budget process, which



was subsequent to providing the CIP to the consultant. Those changes are as follows:

Project	Changed From	Changed To
Eureka Road Transmission Pipeline	\$2.9m	\$4m
Santa Juanita Pipeline	\$0	\$785k
ADA Improvements & Field/Admin Building Construction	\$3.4m	\$4.8m

In addition, a **new project** has been added to the financial plan. The District has long been discussing venturing into groundwater production, for the purposes of drought mitigation. While the District’s retail service area is not conducive to well’s, the District could partner with a neighboring agency to contract groundwater wells from which both entities could benefit. \$5.2 million has been added to Retail’s Financial Plan and CIP for participation in a groundwater production facility in FY’s 2022-23 and 2023-24.

After incorporating the above changes, the consultant has prepared four capital financing scenarios for the Board’s consideration:

1. **Issue debt for near term projects only, WITH the groundwater production facility included; (Staff’s recommendation)**
2. Issue debt for near term projects only, WITHOUT groundwater production facility included;
3. Expanded use of debt to finance both near and medium term projects, WITH the groundwater production included;
4. Expanded use of debt to finance both near and medium term projects, WITHOUT the groundwater production facility included.

Expanding the use of debt to finance projects results in lower rate increases over the planning horizon of 11 years. However, the debt would take up to 30 years to be paid off and would result in significantly higher interest expenses in the long run, affecting rates in the long run as well. For example, the total interest expenses of staff’s recommended capital financing scenario are projected to be \$7.8 million. If the District were to issue more debt , the estimated interest expense would rise by \$4.6 million to \$12.4 million.

The other option not considered in the study, was the elimination or postponement of specific capital or maintenance projects. The Board was presented with the Capital Improvement Plan that resulted from the Retail Master Plan at the August 2021 Board meeting. If the Board desires a lower level of infrastructure maintenance and replacement it would need to specifically identify projects to defer in order to lower the needed rate increases.

Based on the capital financing scenario recommended by staff, and based on the results of the cost-of-service analysis (as described in the 2021 Retail Water Rate Study Report) the water rates for the next three years are proposed to be as follows:

	<b>Current</b>	<b>Proposed Implementation Dates</b>		
		<b>Jan 1, 2022</b>	<b>Jan 1, 2023</b>	<b>Jan 1, 2024</b>
Overall Rate Revenue Increase -->		8%	8%	8%
<b>Daily Base Charges</b>				
Up to 1" meter	\$2.23	\$2.50	\$2.70	\$2.92
1 1/2" meter	\$5.78	\$6.29	\$6.79	\$7.33
2" meter	\$9.20	\$9.93	\$10.72	\$11.58
3" meter	\$17.13	\$18.42	\$19.89	\$21.48
4" meter	\$28.48	\$30.56	\$33.00	\$35.64
6" meter	\$56.88	\$60.90	\$65.77	\$71.03
8" meter	\$90.94	\$97.31	\$105.09	\$113.50
<b>Water Usage Charge (\$/CCF)</b>				
All water usage	\$0.92	\$0.85	\$0.92	\$0.99
<b>Daily Private Fire Line Rates</b>				
4" line	\$0.78	\$1.03	\$1.06	\$1.09
6" line	\$1.16	\$1.20	\$1.24	\$1.28
8" line	\$1.56	\$1.34	\$1.38	\$1.42
10" line	\$1.86	\$1.46	\$1.50	\$1.55
12" line	(na)	\$1.60	\$1.65	\$1.70

The plan also developed drought rates that align with the Districts Water Shortage Contingency Plan and rates for Private Fire Lines, as further discussed in the 2021 Retail Water Rate Study Report.

**Next Steps:**

After receiving direction from the Board on the desired capital financing strategy, staff, in consultation with the rate consultant and legal counsel, will prepare and send the required Proposition 218 notice of public hearing. The notice must be sent at least 45 days prior to the public hearing. The rates published in the notice set the maximum amount of a potential rate increase. After the hearing, the Board could choose to approve rates lower than those noticed, but not higher.

Staff anticipates holding stakeholder workshops prior to the Prop 218 hearing, which staff recommends holding on Wednesday January 12, 2022. The proposed rate structure would then be brought to the January 26, 2022 board meeting for the Board's vote. The approved rates would go into effect on February 1, 2022..

**Attachments:**

San Juan 2021 Retail Rate Study Presentation



# 2021 Retail Water Rate Study

October 27, 2021



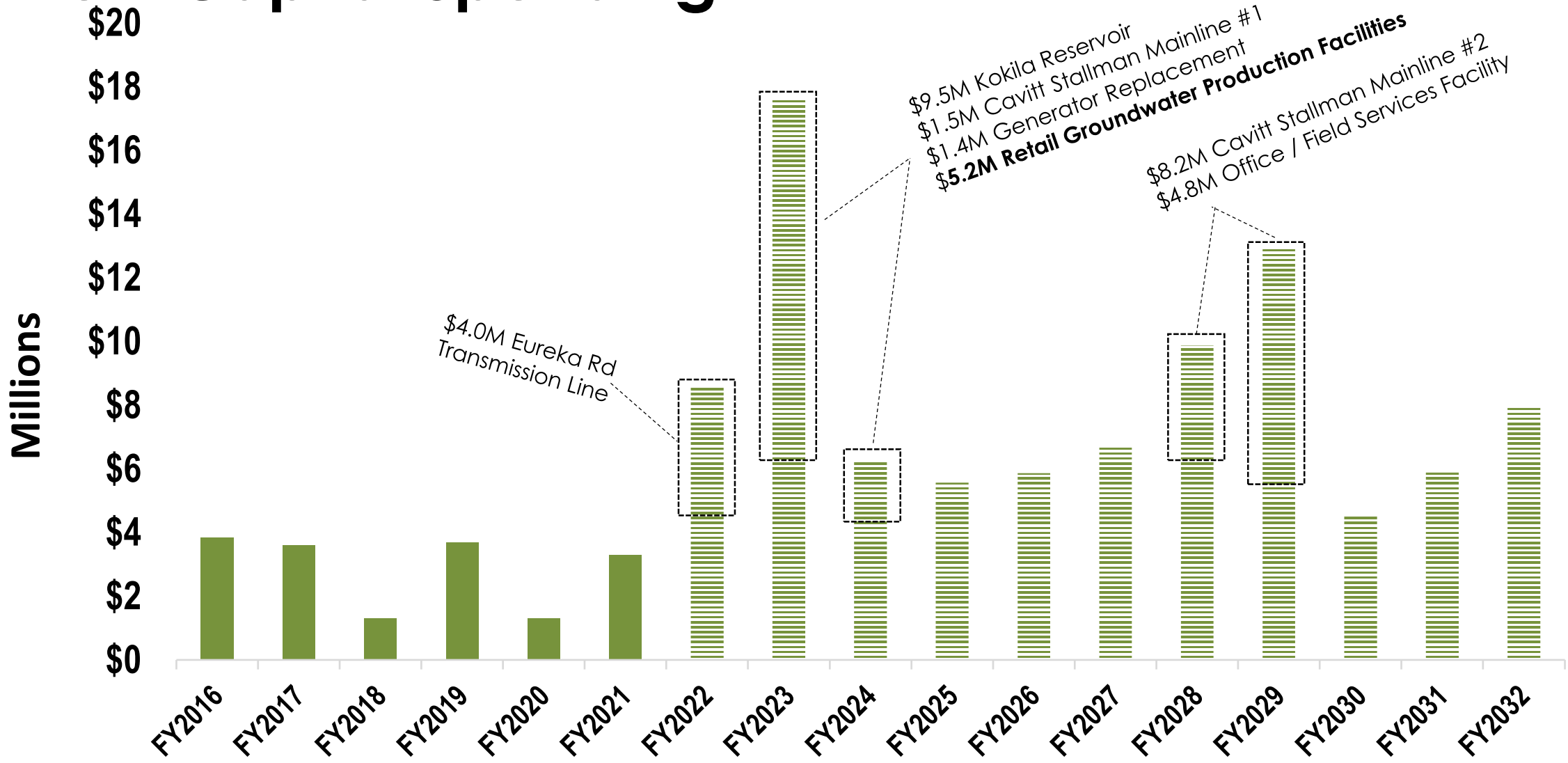
# Agenda

1. Retail Enterprise Financial Plan
  - Focus on Capital Financing Scenarios
2. Proposed Rates
3. Survey
4. Drought Surcharge Policy
5. Project Schedule

# Capital Program Modifications

- Board previously requested staff to examine the feasibility of accelerating the Capital Program in order to take advantage of historically low interest rates
- Staff found it infeasible to materially accelerate the major projects (namely Cavitt-Stallman Mainline #2 and the Office / Field Services Building)
- The updated CIP does assume front-loaded design phase in order to establish more “shovel-ready” projects that might become eligible for grant funding.
- Updated CIP includes two new projects
  - Retail Groundwater Production Facility (\$5.2 million)
  - Santa Juanita Pipeline (\$0.75 million)

# New Capital Spending based on Master Plan


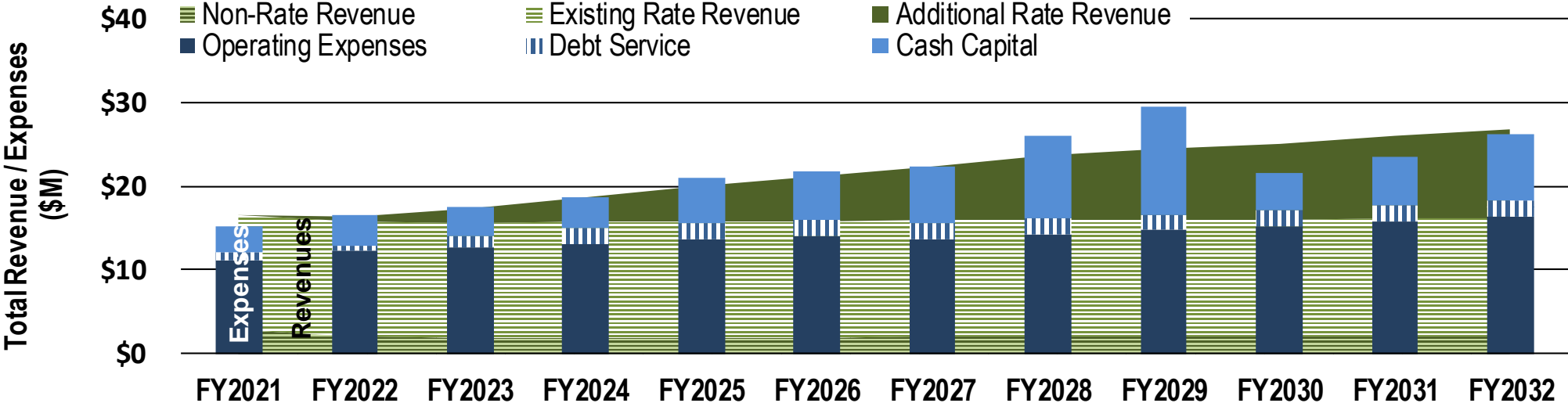


Recent average Capital:  
**\$2.8M**

Forecasted average Capital:  
**\$8.3M**

# Financial Forecast – Near-term debt only, include GPF\*

\* Groundwater Production Facility project



	FY2021	FY2022	FY2023	FY2024	FY2025	FY2026	FY2027	FY2028	FY2029	FY2030	FY2031	FY2032
		Proposed			Estimates							
Proposed Rate Revenue Increase:		8.0%	8.0%	8.0%	7.0%	6.0%	6.0%	6.0%	3.0%	3.0%	3.0%	3.0%
Debt Coverage Ratio*	5.92	6.24	3.24	2.91	3.37	3.77	4.61	5.04	5.32	5.41	5.58	5.70
Net Debt Proceeds	\$0.0M	\$4.9M	\$14.2M	\$2.7M	\$0.0M	\$0.0M	\$0.0M	\$0.0M	\$0.0M	\$0.0M	\$0.0M	\$0.0M

11-Year cumulative 81%

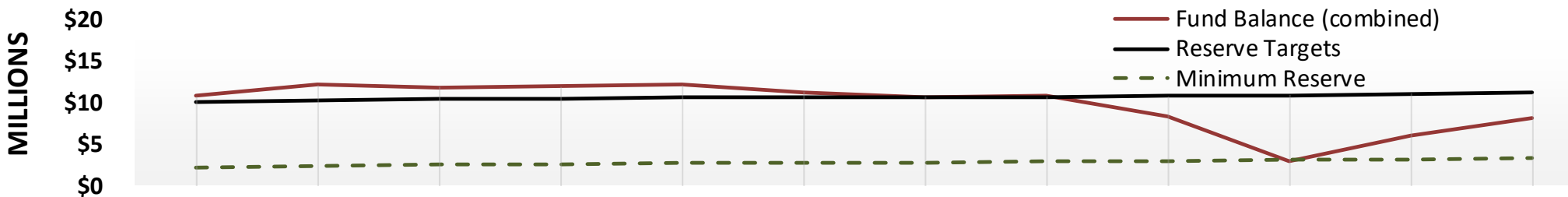
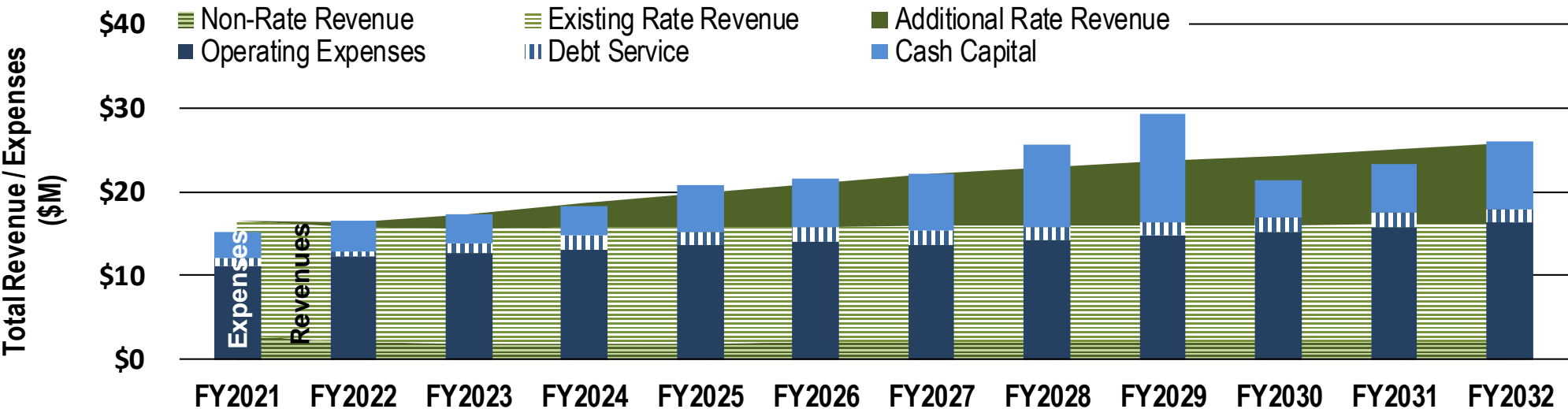
Total Debt \$21.7M

Lifetime Interest Expense: \$7.8M



# Financial Forecast – Near-term debt only, exclude GPF\*

\* Groundwater Production Facility project



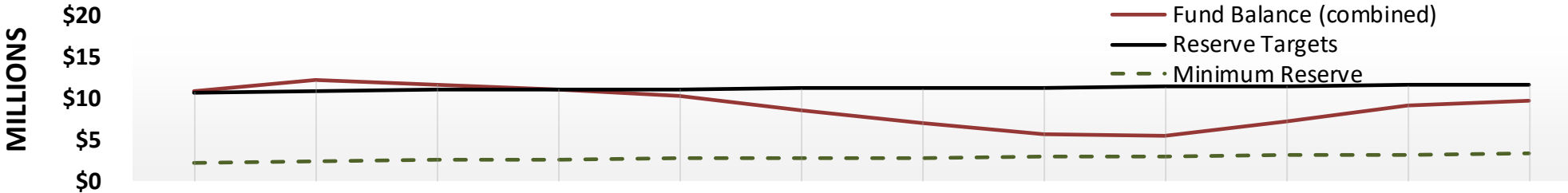
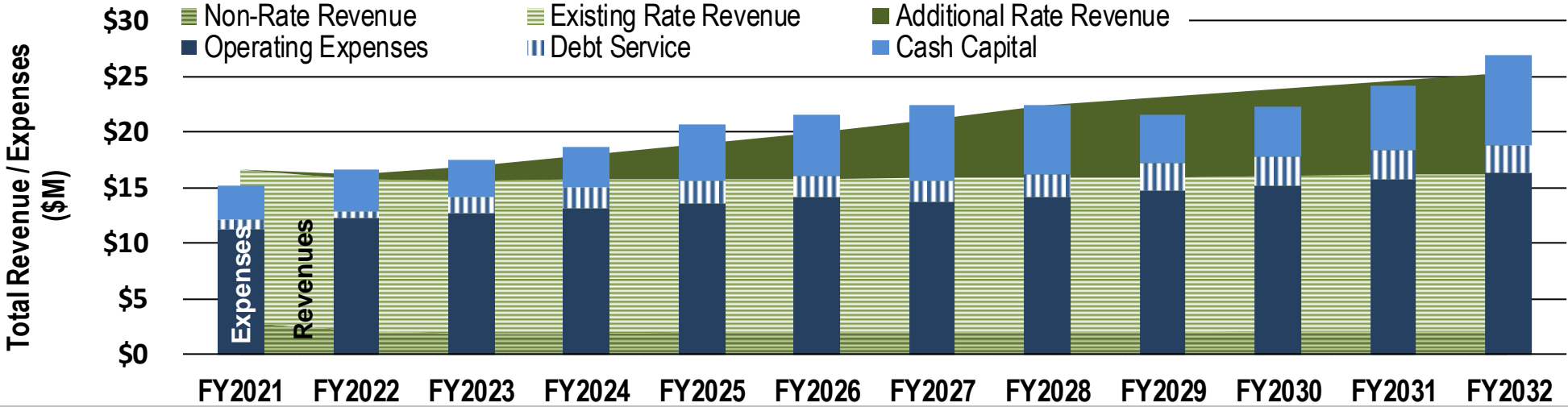
	FY2021	FY2022	FY2023	FY2024	FY2025	FY2026	FY2027	FY2028	FY2029	FY2030	FY2031	FY2032
<b>Proposed Rate Revenue Increase:</b>		<b>Proposed</b>			<b>Estimates</b>							
		8.0%	8.0%	8.0%	6.0%	6.0%	6.0%	3.0%	3.0%	3.0%	3.0%	3.0%
<b>Debt Coverage Ratio*</b>	5.92	6.24	3.91	3.35	3.82	4.23	5.19	5.49	5.60	5.69	5.86	5.97
<b>Net Debt Proceeds</b>	\$0.0M	\$4.9M	\$11.6M	\$0.0M	\$0.0M	\$0.0M	\$0.0M	\$0.0M	\$0.0M	\$0.0M	\$0.0M	\$0.0M

11-Year cumulative 74%  
Total Debt \$16.5M

Lifetime Interest Expense: \$5.9M

# Financial Forecast – Multiple debt issues, include GPF\*

\* Groundwater Production Facility project



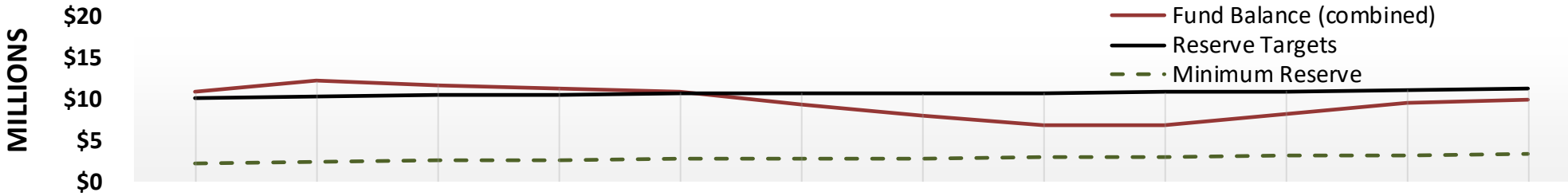
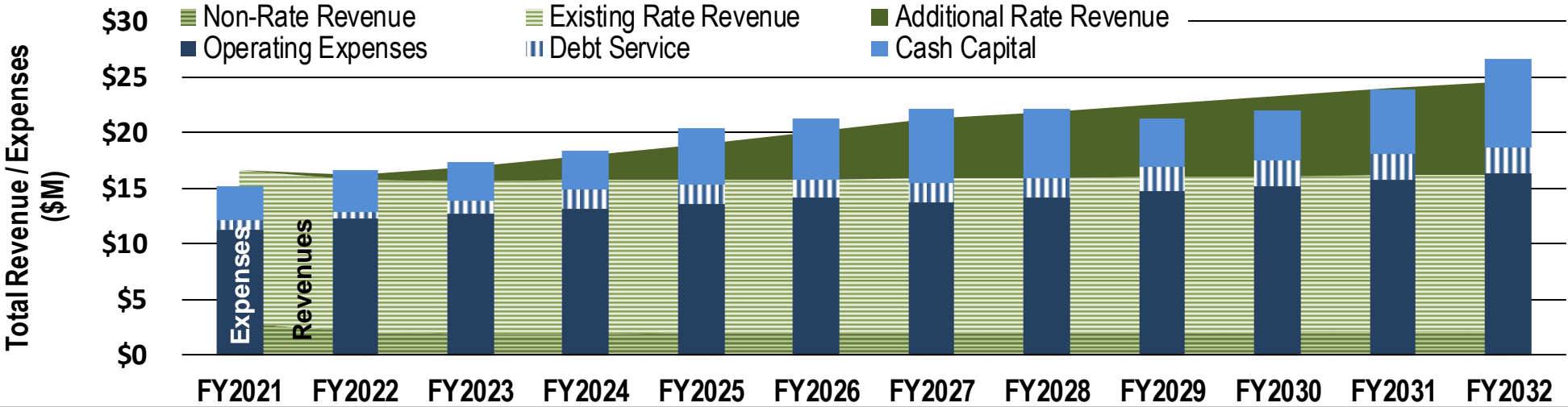
	FY2021	FY2022	FY2023	FY2024	FY2025	FY2026	FY2027	FY2028	FY2029	FY2030	FY2031	FY2032
<b>Proposed Rate Revenue Increase:</b>		<b>Proposed</b>			<b>Estimates</b>							
		6.0%	6.0%	6.0%	6.0%	6.0%	6.0%	6.0%	3.0%	3.0%	3.0%	3.0%
<b>Debt Coverage Ratio*</b>	5.92	6.01	2.86	2.45	2.74	3.04	3.82	4.19	3.42	3.51	3.61	3.66
<b>Net Debt Proceeds</b>	\$0.0M	\$4.9M	\$14.2M	\$2.7M	\$0.4M	\$0.4M	\$0.0M	\$3.7M	\$8.6M	\$0.0M	\$0.0M	\$0.0M

11-Year cumulative 69%  
Total Debt \$34.8M

Lifetime Interest Expense: \$12.4M

# Financial Forecast – Multiple debt issues, exclude GPF\*

\* Groundwater Production Facility project



	FY2021	FY2022	FY2023	FY2024	FY2025	FY2026	FY2027	FY2028	FY2029	FY2030	FY2031	FY2032
<b>Proposed Rate Revenue Increase:</b>		<b>Proposed</b>			<b>Estimates</b>							
		6.0%	6.0%	6.0%	6.0%	6.0%	6.0%	3.0%	3.0%	3.0%	3.0%	3.0%
<b>Debt Coverage Ratio*</b>	5.92	6.01	3.43	2.81	3.14	3.50	4.38	4.64	3.54	3.62	3.72	3.77
<b>Net Debt Proceeds</b>	\$0.0M	\$4.9M	\$11.6M	\$0.0M	\$0.4M	\$0.4M	\$0.0M	\$3.7M	\$8.6M	\$0.0M	\$0.0M	\$0.0M

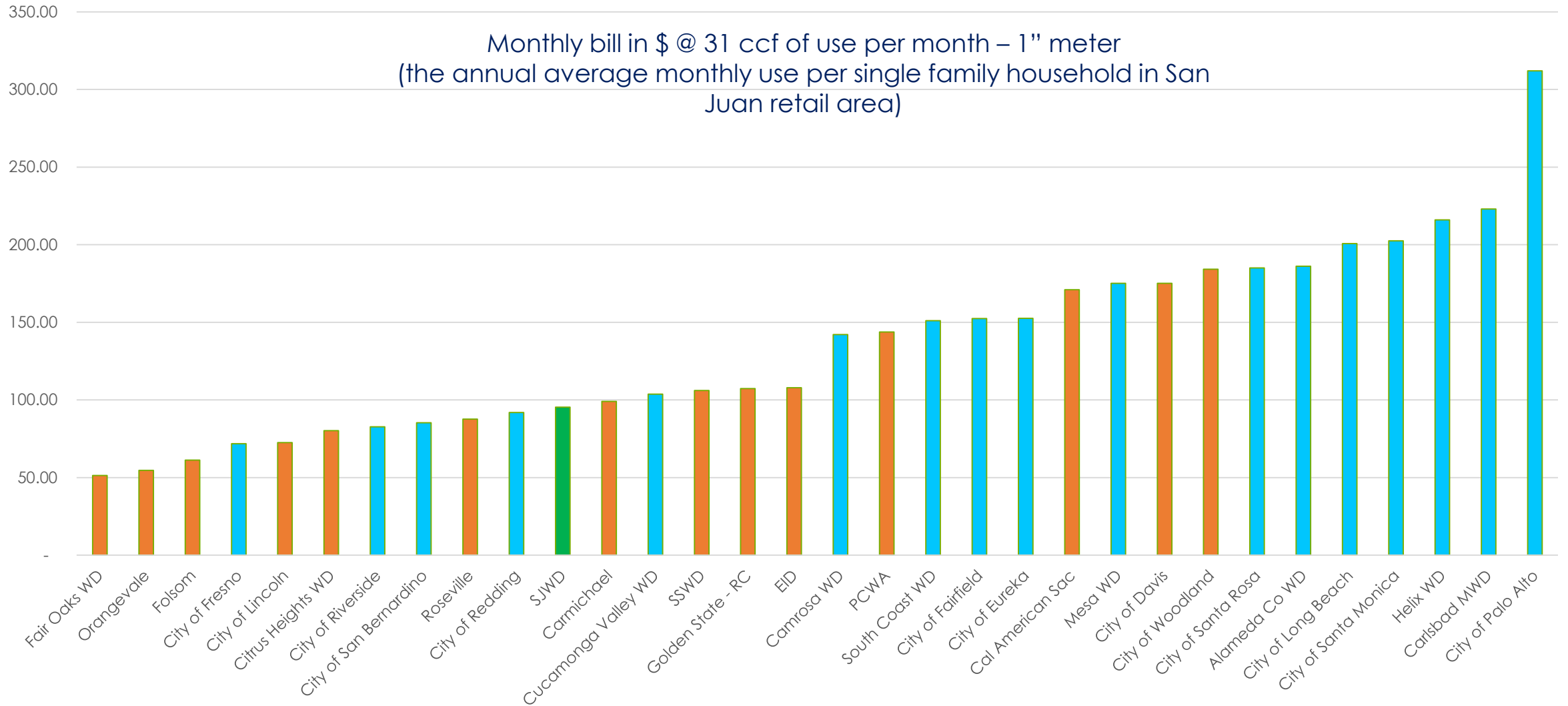
11-Year cumulative 64%

Total Debt \$29.6M

Lifetime Interest Expense: \$10.5M

## Water bill comparisons among selected urban California water agencies

### Most recent data, as of July 6, 2021



■ - Agencies in Yolo, Sacramento, Placer and El Dorado Counties  
■ - Agencies in other parts of California

# Proposed Rate Schedule

	Current	Proposed Implementation Dates			
		Jan 1, 2022	Jan 1, 2023	Jan 1, 2024	
Overall Rate Revenue Increase -->		8%	8%	8%	
<b>Daily Base Charges</b>					
Up to 1" meter	\$2.23	\$2.50	\$2.70	\$2.92	} 71.1% of revenue
1 1/2" meter	\$5.78	\$6.29	\$6.79	\$7.33	
2" meter	\$9.20	\$9.93	\$10.72	\$11.58	
3" meter	\$17.13	\$18.42	\$19.89	\$21.48	
4" meter	\$28.48	\$30.56	\$33.00	\$35.64	
6" meter	\$56.88	\$60.90	\$65.77	\$71.03	
8" meter	\$90.94	\$97.31	\$105.09	\$113.50	
<b>Water Usage Charge (\$/CCF)</b>					
All water usage	\$0.92	\$0.85	\$0.92	\$0.99	} 28.9% of revenue
<b>Daily Private Fire Line Rates</b>					
4" line	\$0.78	\$1.03	\$1.06	\$1.09	
6" line	\$1.16	\$1.20	\$1.24	\$1.28	
8" line	\$1.56	\$1.34	\$1.38	\$1.42	
10" line	\$1.86	\$1.46	\$1.50	\$1.55	
12" line	(na)	\$1.60	\$1.65	\$1.70	

## Bimonthly Bill Impacts for a Sampling of Customers

	Meter Size	Water Use (CCF)	Current Bill	Proposed Bill <sup>1</sup>	Change	
					\$	%
Residential						
Low Use	1"	20	\$152.20	\$167.00	\$14.80	9.7%
Median Use	1"	50	\$179.80	\$192.50	\$12.70	7.1%
Average	1"	69	\$197.28	\$208.65	\$11.37	5.8%
High Use	1"	120	\$244.20	\$252.00	\$7.80	3.2%
Multi-family	1 1/2"	200	\$530.80	\$547.40	\$16.60	3.1%
Multi-family	2"	400	\$920.00	\$935.80	\$15.80	1.7%
Multi-family	3"	800	\$1,763.80	\$1,785.20	\$21.40	1.2%
Retail Business	1"	25	\$156.80	\$171.25	\$14.45	9.2%
Restaurant	2"	400	\$920.00	\$935.80	\$15.80	1.7%
Institution	3"	800	\$1,763.80	\$1,785.20	\$21.40	1.2%
Irrigation	2"	400	\$920.00	\$935.80	\$15.80	1.7%

<sup>1</sup> With Year 1 rate increases (8%)

# Drought Surcharge Policy

SJWD WSCP Stages:	Normal Supply Conditions <sup>1</sup>	Stage 1 - Alert	Stage 2 - Warning	Stage 3 - Crisis	Stage 4 - Emergency
<b>Corresponding State Mandated Shortage Levels:</b>	(normal)	Stage 1	Stages 2 & 3	Stages 3, 4 & 5	Stage 6
Use Reduction Goal -->	n/a	0% to 10%	10% to 25%	25% to 50%	Greater than 50%
Assumed Water Use Reduction -->		5%	17.5%	37.5%	50%
<b>Drought Rate Surcharge <sup>2</sup> --&gt;</b>	<b>n/a</b>	<b>0%</b>	<b>5%</b>	<b>10%</b>	<b>20%</b>
<b><i>Est. Financial Impact from Drought Conditions</i></b>					
Reduced Water Sales Revenue		-\$192,111	-\$672,111	-\$1,441,111	-\$1,921,111
Reduced Water Purchase & Production Costs		\$71,333	\$338,293	\$800,882	\$1,067,842
Increased Conservation Costs		-\$10,000	-\$20,000	-\$30,000	-\$40,000
<b>Est. Total Financial Deficit</b>	<b>\$0</b>	<b>-\$130,778</b>	<b>-\$353,817</b>	<b>-\$670,229</b>	<b>-\$893,269</b>
<b><i>Multi-Pronged Corrective Strategy</i></b>					
Reduced Capital Spending		\$0	\$88,628	\$265,885	\$354,513
Increase in Revenue from Surcharge		\$0	\$159,000	\$240,000	\$384,000
<b>Total Corrective Actions</b>	<b>\$0</b>	<b>\$0</b>	<b>\$247,628</b>	<b>\$505,885</b>	<b>\$738,513</b>
<b>Surplus/(Deficit) Due to Drought <sup>3</sup></b>	<b>\$0</b>	<b>-\$130,778</b>	<b>-\$106,189</b>	<b>-\$164,344</b>	<b>-\$154,756</b>

<sup>1</sup> Analysis based on FY 2021-22 budget and assumed that current usage reflects normal water supply conditions.

<sup>2</sup> Drought rate surcharges apply only to water usage charges (not the base charges)

<sup>3</sup> To be absorbed by District reserves

# Next Steps

- Hold customer workshops
- Prepare and send 218 Notice (requires 45 day waiting period)
- Conduct Public Hearing on January 12<sup>th</sup>
- Approve rates at January 26<sup>th</sup> Board meeting
- Implement new rates February 1, 2022






# AGENDA ITEM V-1

SACRAMENTO LOCAL AGENCY FORMATION COMMISSION  
1112 I Street, Suite 100 • Sacramento, CA 95814 • (916) 874-6458 • Fax (916) 874-2939  
[www.saclafco.org](http://www.saclafco.org)

---

DATE: October 1, 2021

TO: Special Districts' Selection Committee

FROM: José C. Henríquez, Executive Officer   
Sacramento Local Agency Formation Commission

RE: **Selection of Special District Commissioner and Alternate Special District Commissioner**  
For the Sacramento Local Agency Formation Commission  
Term of Office: **January 1, 2022 to December 31, 2025**

Pursuant to the provisions of Section 56332 of the Government Code, the Executive Officer has determined that a meeting of the Special District Selection Committee for the purpose of selecting a Special District Commissioner [Office No. 7] and Alternate Special District Commissioner [Office No. 6 & 7] to serve on the Sacramento Local Agency Formation Commission is not feasible. Based on past experience, due to the size of the Special District Selection Committee, it has been difficult to establish a quorum. Therefore, the business of the Special District Selection Committee will be conducted in writing, as provided in the cited section code.

***Please see the attached Ballot***

**Please select one candidate for Special District Commissioner.**

**AND**

**Please select one candidate for Alternate Special District Commissioner.**

**Please return the ballot to the LAFCo office no later than:**

**4:00 P.M. on WEDNESDAY, NOVEMBER 17, 2021 To be valid, selection of a candidate must be done by a majority vote of the governing board of an Independent Special District in an official meeting of that board and certified by the secretary or clerk of the board.**

Any ballot received after the date specified above shall not be valid. The candidate who receives the most votes will be determined the winner outright. In the event of a tie, there will be a run-off selection held in the same format as the initial selection. The LAFCo Executive Officer will announce the results of the selection within seven days of the specified date.

If you have questions regarding selection procedures, please contact the Sacramento LAFCo Commission Clerk, Diane Thorpe, at (916) 874-6458.

Return:

**Sacramento LAFCo  
1112 "I" Street; Suite 100  
Sacramento, CA 95814**

or e-mail:

[Diane.Thorpe@SacLAFCo.org](mailto:Diane.Thorpe@SacLAFCo.org)



# Ballot

## LAFCo Special District Commissioner & Alternate

Commissioner & Alternate Commissioner

Please select one candidate from each COLUMN

### Ballot A

Commissioner - Office No. 7

Please select **ONE** candidate **BELOW**

**Edward J. "Ted" Costa**   
San Juan Water District

**Michael Hanson**   
Arcade Creek Recreation & Park District

**Gay Jones** (Incumbent)   
Sacramento Metropolitan Fire District

### Ballot B

**Alternate** Commissioner - for Offices No. 6 & 7

Please select **ONE** candidate **BELOW**

**Michael Hanson**   
Arcade Creek Recreation & Park District

**Charlea Moore** (Incumbent)   
Rio Linda Elverta Recreation & Park District

Ballot must be received by **4:00 pm on Wednesday November 17, 2021**

Special Districts must return the ballots to LAFCo by the date specified above. Any ballot received after the specified date shall not be valid. *The information below must be complete*

The candidate who receives the most votes will be determined the winner outright.

The LAFCo Executive Officer will announce the results of the election within seven days of the specified date.

Please mail completed ballot to LAFCo Commission Clerk at 1112 "I" Street, Suite 100; Sacramento CA 95814  
or send via e-mail to: [Diane.Thorpe@SacLAFCo.org](mailto:Diane.Thorpe@SacLAFCo.org)

contact Diane Thorpe at (916) 874-6458 if you have any questions.

\_\_\_\_\_  
Name of Special District

\_\_\_\_\_  
Street Address

\_\_\_\_\_  
District Website Address

\_\_\_\_\_  
Date of Meeting


\_\_\_\_\_  
District Phone Number

\_\_\_\_\_  
Signature of Secretary or Clerk of the Board

\_\_\_\_\_  
Phone Number

\_\_\_\_\_  
Print Name

\_\_\_\_\_  
E-mail Address



**Resume of Edward J. (Ted) Costa**  
(candidate for LAFCO special district seat)

*TESTED AND TRUSTED*

**TED COSTA IS:**

I was born and raised on a family farm in South Natomas and educated in local schools---American River College and UC Davis;

Mentored in politics by the late Paul Gann and Senator S.I. Hayakawa;

Intricately involved in thirteen state-wide initiatives----from Prop. 13 to Re-Redistricting Reform---- 9 were passed into law by the voters. I drafted three sections of the California State Constitution, and managed 16 lawsuits before the Court of Appeals and Supreme Court. We won 15;

I am currently a board member of the San Juan Water District, a Community Service District that takes American River water, treats it and sends it to water districts in the northeast part of Sacramento County AND at the lowest cost in the entire state. I am also a board member of the Central Valley Project Water Users Association (CVPWA) that protects the contract water rights of all CVP water users from Bakersfield to Shasta;

I am a U.S. Coast Guard Veteran, active in my Community Association, prompt meetings of local Special Districts, and a farmer on the side.

**TED COSTA BELIEVES:**

Special Districts are the backbone of government. When our water main breaks, we don't call a Legislator. When our power goes out, we don't call a Congressman. We call our Special Districts for all these services. It is so important our special districts are run as efficiently as possible and held accountable to the people. LAFCO is the agency that makes that happen.

LAFCO powers come straight from the Legislature and are rightfully divided up by Counties, Cities and Special Districts with the intent of making local governmental subdivisions work more efficiently for the people.

If you vote for me, I will work hard to be a good steward of your trust. Please feel free to contact me: (916) 599-2986, [tedcosta@tecosta.com](mailto:tedcosta@tecosta.com)



*"I live in Citrus Heights with my wife Dr. Jayna and our many animals".*

## **Michael Hanson, PMP**

5668 Rolling Oak Drive  
Sacramento, CA 95841

510-386-0345  
Sacramento, CA 95841

[mhanson2013@outlook.com](mailto:mhanson2013@outlook.com)

**Dedicated Project manager and Technical Analyst** bringing focus leadership, team building, relationship building, communication, technical skills, innovative approaches, and with critical thinking assess complex problems and work towards solutions. A self-starter with excellent communication skills and solid project management background in the areas of consulting, initiation, requirements gathering and validation, change management, staffing and team building, task estimation, and client interaction. Build strong teams with a focus on delivering on customer needs though teamwork, positive attitude, being well organized, using critical thinking, continuous improvement, conflict resolution, with a hands-on approach, and a single point of contact. Experience managing projects and teams in various environments including Insurance, Government, Technology, and Non-profit.

### **Experience**

#### **Arcade Creek Recreation and Park District Director**

**12/2014 – present**

- Chair 2015
- Director leading the Master Plan project
- Secretary/Treasurer and member of the Finance committee 2017-2019
- Vice-Chair and member of search committee for new GM (2020)
- Served on Sacramento Special District Advisory Commission (2 terms)

#### **Key accomplishments:**

- 1) Worked to get ACRPD out of debt with CalPERS. In 2015, we had a debt with CalPERS of ~500K and today, we are current. This frees up financial capability to equipment and capabilities for our employees and begin to address community needs related to the Parks.
- 2) Part of the team to update a master plan that was 20+ years old. The district needs to have a direction so we can build a patchwork towards the common goal using available resources.
- 3) On the search committee to locate the replacement GM for the district. We found an ideal individual who has a wealth of experience, wanted to come to Sacramento, and would fit in with the current employees.
- 4) I was granted a scholarship to the CARPD Convention in Tahoe. This provided the impetus to pursue a Shine Grant resulting in lighting Arcade Creek Park with LED lighting powered by solar panels.

#### **Benevolent and Protective Order of Elks Officer Carmichael Elks Lodge #2103**

**12/2014 – present**

Worked in various roles including being elected as "president" twice and elected as a trustee to the board of directors twice. I chaired the operational aspects of the 1300-member Lodge through the COVID-19 shutdowns, etc. Worked with members to keep the finances positive. While we lost ~100 members during COVID, we have recovered almost that many this year and are continuing to grow. The Lodge building was built in the 1960s, 1970s, and 1980s. It has a large footprint on the 9+ acre lot. We have been managing significant costs related to the air conditioning and general upkeep of the buildings.

### **30+ Years in Data Processing**

During my years in data processing, I worked in varied industries: Government/Technical (Stanford Research Institute), Chip Manufacturing (Advanced Micro Devices), Education (University of California at Davis), Insurance (CSAA), and support/outsourcing companies (EDS, HP). During my time in these organizations, I was a developer, team lead, department manager and project manager. The opportunities afforded in these organizations provided the background to aid other organizations in their growth.

#### Highlights:

- At Stanford Research, I worked on the Headstart Project consolidation of data tracking children across years and schools. This helped provide the winning of the contract related to the Follow-Thru project.
- During my 10 years at AMD, I managed a team supporting Shipping and the fabrication units, managed one of the Computer Operations teams to streamline the processing, and started into Project Management. One of the efforts I completed cut computer report paper usage by over half by isolating the needed reports for the specific organization and eliminating superfluous copies of reports.
- At UC Davis, my team was responsible in supporting the HR/Payroll systems and Departmental Computing. While much of the actual data processing occurred at the Office of the President so all campus reporting was consistent, our role was to deliver the information and support to the various departments on campus. As part of the Departmental Computing effort, we won the contract with the Transportation and Parking Unit to replace their system with one that would be maintained and supported on campus.
- At CSAA, I lead a team supporting Membership systems, brought in new technologies, helped to test and discard one system replacement that did not work consistently, and moved into project management. During my time at CSAA I was part of an outsourcing effort to move all computing support to an external vendor (EDS) while the support team continued to sit at their current desks and support CSAA. This arrangement continued for over 20 years as I was either working for the vendor, EDS then HP, managing the work for CSAA or working for CSAA managing the work being performed by the vendor. We moved data centers, applications, and generally supported the work associated with CSAA until they were finally able to insource their data processing.

Fellow Special District Directors,

I respectfully request your vote to continue as Special District Commissioner, Seat # 7, on the Sacramento County Local Agency Formation Commission. Representing Special Districts on Sacramento LAFCO is a privilege and an honor.

Special Districts represent the most basic connection between citizens and their government. We really are the closest public entity to our community. We provide our neighborhoods with services and responsiveness that are found no where else. This close connection makes it imperative that the voice of Special Districts is heard and represented at our Local Agency Formation Commission. This is why I want to serve on LAFCO.

As the incumbent, there are several areas in which I want to continue to build upon.

The first is the Special District Advisory Committee (SDAC). As a member since inception, I have continued to expand the voice of Special Districts at Sacramento LAFCO. Emphasizing the importance of Municipal Service Reviews, maintaining an open dialogue among Special Districts in our county, and discussing the impacts of proposed LAFCO applications upon Districts are very important to me. Sharing information amongst ourselves contributes to our success, and SDAC facilitates this exchange.

The second is to continue to work closely with the California Special District Association (CSDA). A strong, professional and valuable relationship exists between us. It is very important to continue working together in areas of mutual concern to make Special Districts strong and successful.

A third area is the California Association of Local Agency Formation Commissions (CALAFCO). I have served on the Board of Directors of CALAFCO since 2006. This work informs me on statewide issues that can carry many implications for LAFCOs.

Thank you for your support. Please contact me with any questions or comments you may have.

Sincerely,

Gay Jones, Director  
Sacramento Metropolitan Fire District

Special District Commissioner  
Sacramento LAFCO.

916-208-0736



## Gay Jones (Incumbent)

---

Sacramento Metropolitan Fire District  
10545 Armstrong Avenue, Suite 200  
Mather, CA 95655  
Phone: (916) 208-0736

### STATEMENT OF QUALIFICATIONS

My experience representing Special Districts continues to broaden and deepen. This is reflected by my service as a Sacramento Metropolitan Fire District Director, as a Sacramento County LAFCO Commissioner and as a CALAFCO Board Member.

The challenge to use critical thinking to make decisions never diminishes. It is hard work to investigate and study all aspects surrounding an issue. Asking questions and listening to the replies requires a commitment to weigh, measure and balance all the information. That analysis, in turn, must be informed by sound public policy.

My goal is to support this process where critical thinking joins sound public policy resulting in good decisions.

#### EXPERIENCE

- 2000 – Present: Director for Sacramento Metropolitan Fire District
- 1981 – 2006: Sacramento Fire Department (Retired Captain)
- 1973 – 1979: United States Peace Corps

#### LAFCo Experience

- 2006 – Present: Special District Commissioner for Sacramento LAFCo
- 2004 – 2006: Alternate Commissioner for Sacramento LAFCo

#### CALACFO State Level Experience

- 2006 – Present: Board Member for California Association of LAFCo (CALAFCO)

- 2013 – 2018 : Executive Board Member, CALAFCO
- 2015: Chair for CALAFCO Annual Conference

#### **EDUCATION AND CERTIFICATES**

- Master's Degree, California State University, Sacramento
- Bachelor of Science, Lewis and Clark College
- Associate Degree, American River Community College
- Chief Officer Certification, California State Board of Fire Service
- Special District Leadership and Management Certification, Special District Institute

#### **COMMUNITY ACTIVITIES**

- Chair, Cordova Community Planning Advisory Council, Sacramento County
- Steering Committee Member, Butterfield Riviera East Community Association (BRECA) since 1998
- Member, American River Parkway Coalition



## *Charlea R Moore*

8840 El Verano Ave. • Elverta, CA 95626

Phone 916-991-0338 (home)

Cell 916-275-3275 (best contact)

Email - Charhorseranch@aol.com

### Applicant Statement for the Special District LAFCO Representative

I moved from Glassboro New Jersey to Rio Linda Elverta in 1981, along with my 3 year old daughter and my husband.

Almost immediately I became involved with Sacramento County Service Area #3 which was the forerunner of our current independant Parks and Recreation District serving the Rio Linda Elverta Communities. This involvement was the result of reading a statement in the local paper, indicating that the Parks Advisory Board had determined that there were sufficient equestrian trails in the area. I was very happy to advocate for additional trails and in the process begin my education in local governance processes.

Over the next several decades I was appointed to numerous County and Local advisory boards, steering committees and ad hoc committees. My interest expanded to include growth issues, flood issues and agriculture/suburban/urban issues.

I learned a great deal about how government works and how Special Districts fit into the process. I became a strong advocate for local governance after going through 3 incorporation attempts in the Rio Linda Elverta communities and in the education process I switched from anti-incorporation to pro-incorporation for unincorporated communities.

In about 1992 I was appointed to the RLE CPAC in and served during the Community Plan Update. I am familiar with the governance process and with procedures for arriving at a decision as a board member. I have served several terms on CPAC under four different County Supervisors since that initial appointment. All of these experiences were very educational for me.

In 2002 I successfully ran for the Rio Linda Elverta Recreation and Parks District. I truly enjoyed and have greatly benefited from the experience of becoming an elected board member. I ran again in 2016 and am currently serving as Secretary for the RLE Recreation and Parks District.

I believe that my history in the community and experience as an elected public official will be an asset for Special Districts as a LAFCO Special District Board member.

Thank you,

Charlea R. Moore

# AGENDA ITEM V-2

## RESOLUTION NO. 21-17

### A RESOLUTION OF THE BOARD OF DIRECTORS OF THE SAN JUAN WATER DISTRICT FINDING THAT THE CENSUS RESULTS OF 2020 WILL NOT REQUIRE REVISION OF ELECTION DIVISIONS

WHEREAS, the national decennial census was conducted in 2020 and 2021, and results were released by the Census Bureau on August 12, 2021; and

WHEREAS, California law requires that populations of incarcerated persons be apportioned to the locations in which prisoners were living at the time of incarceration; and

WHEREAS, this updated data with prisoner-adjusted populations was released by the State of California on September 20, 2021; and

WHEREAS, California Government Code Section 61026 requires that, if the board of directors finds that the population of any division has varied so that the divisions no longer meet the criteria specified in subdivision (d) of Section 61025, the board of directors shall adjust the boundaries of the divisions so that the divisions shall be as nearly equal in population as possible; and

WHEREAS, the Sacramento County Department of Voter Registration and Elections has analyzed the prisoner-adjusted census data for the District's service area, and has found that the divisions differ in population by a maximum of 9.91%, which is within the legal standard of no more than a 10% difference.

NOW, THEREFORE, IT IS RESOLVED by the Board of Directors of the San Juan Water District that the existing election divisions, as adopted by the Board on November 9, 2020, remain in force and effect because the Board finds that adjustments to election divisions are not required based on the District's population as detailed in the recent census.

PASSED AND ADOPTED by the Board of Directors of the San Juan Water District on the 27th day of October 2021, by the following vote:

AYES:	DIRECTORS:
NOES:	DIRECTORS:
ABSENT:	DIRECTORS:

ATTEST

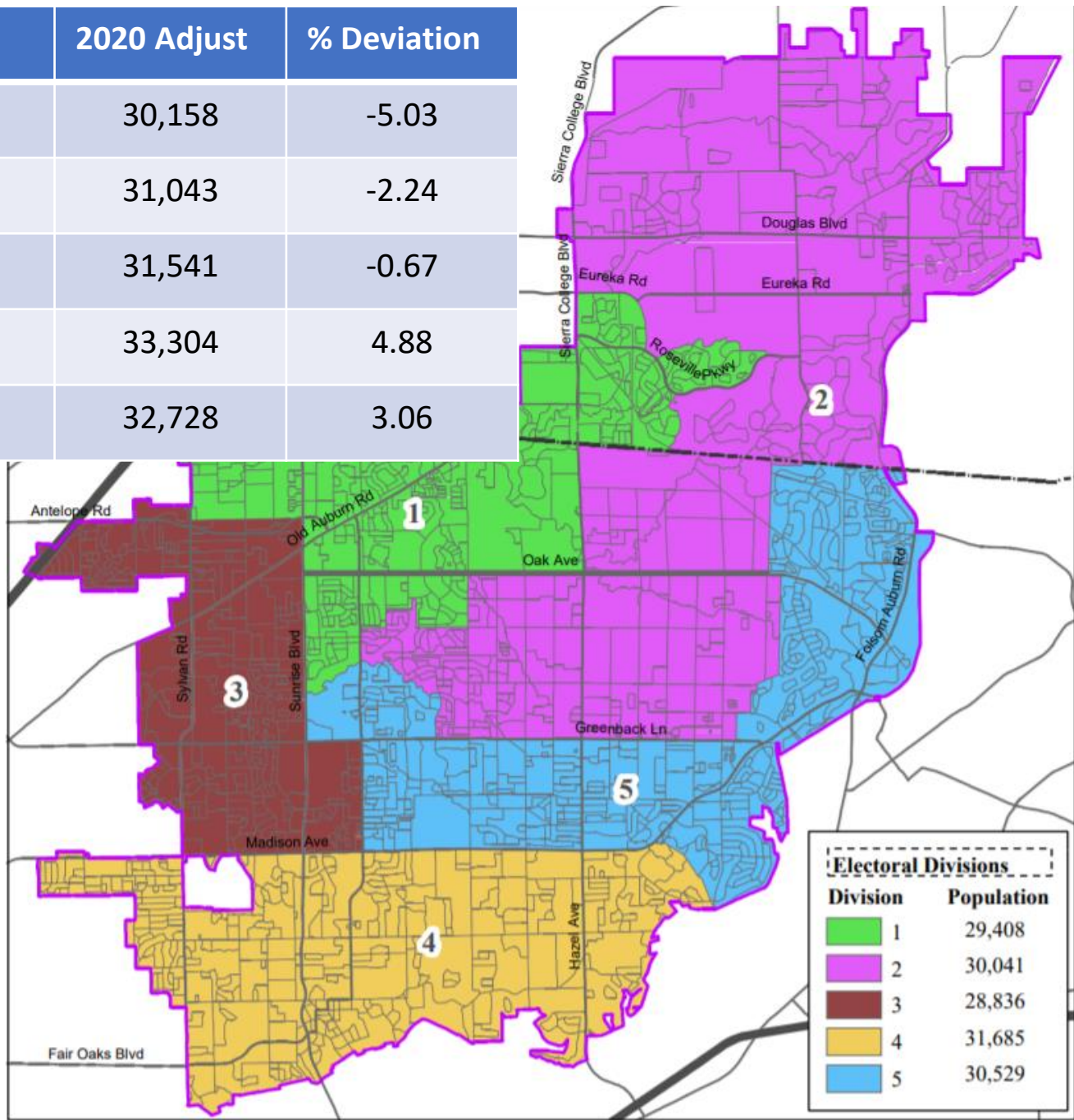
---

PAMELA TOBIN  
President, Board of Directors  
San Juan Water District

---

TERI GRANT  
Secretary, Board of Directors

Division	2020 Base	2020 Adjust	% Deviation
1	30,075	30,158	-5.03
2	30,983	31,043	-2.24
3	31,451	31,541	-0.67
4	33,197	33,304	4.88
5	32,648	32,728	3.06



## STAFF REPORT

---

To: Board of Directors  
 From: Paul Helliker, General Manager  
 Date: October 27, 2021  
 Subject: General Manager's Monthly Report (September)

---

### RECOMMENDED ACTION

For information only, no action requested.

### TREATMENT PLANT OPERATIONS

#### *Water Production*

Item	2021	2020	Difference
Monthly Production AF	3,913.16	5,481.49	-28.6%
Daily Average MG	42.50	59.54	-28.6%
Annual Production AF	30,464.31	33,650.07	-9.5%

#### *Water Turbidity*

Item	September 2021	August 2021	Difference
Raw Water Turbidity NTU	3.31	3.78	-12%
Treated Water Turbidity NTU	0.022	0.024	-8%
Monthly Turbidity Percentage Reduction	99.32%	99.37%	

#### *Folsom Lake Reservoir Storage Level AF\**

Item	2021	2020	Difference
Lake Volume AF	228,743	422,762	-46%

AF – Acre Feet

MG – Million Gallons

NTU – Nephelometric Turbidity Unit

\* Total Reservoir Capacity: 977,000 AF

#### *Other Items of Interest:*

- none

**SYSTEM OPERATIONS**

*Distribution Operations:*

Item	September 2021	August 2021	Difference
Leaks and Repairs	19	13	+6
Mains Flushed	0	0	0
Valves Exercised	0	0	0
Hydrants Maintenance	0	0	0
Back Flows Tested	42	106	-64
Customer Service Calls	40	34	+6

*Distribution System Water Quality:*

Water Quality Samples Taken	# Failed Samples	Supporting Information
40 Lab	0	
26 In-House	0	

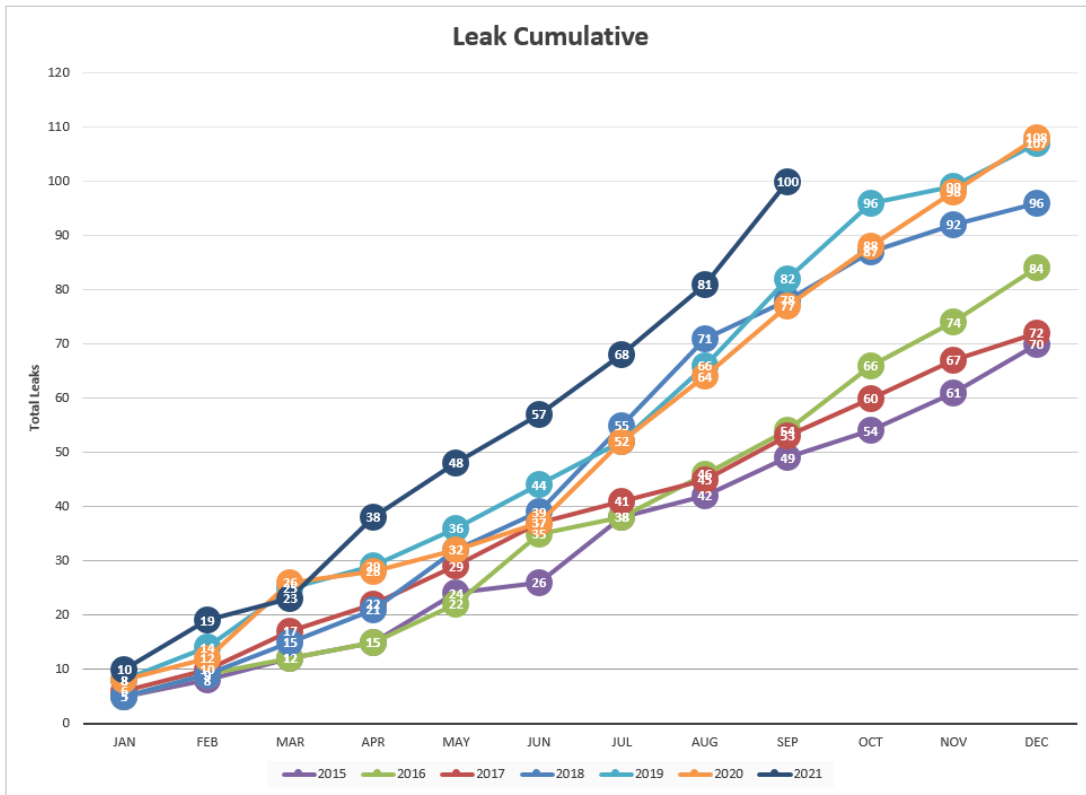


Figure 1: Annual Distribution System Leaks

*Other Items of Interest:*

- September is the highest recorded number of leaks in one month.

**CUSTOMER SERVICE ACTIVITIES**

*Billing Information for Month of September*

<b>Total Number of Bills Issued</b>	<b>Total Number of Reminders Mailed</b>	<b>Total Number of Shut-off Notices Delivered</b>	<b>Total Number of Disconnections</b>
5312	591	0	0

*Water Efficiency Activities*

<b>Water Waste Complaints Received</b>	<b>Number of Customers Contacted for High Usage (potential leaks)</b>	<b>Number of Rebates Processed</b>	<b>Number of Meters Tested/Repaired (non-reads)</b>
21	119	3	83

*Other Activities*

- Mulch Mayhem took place on September 25, 2021. The District partnered with PCWA and held the event across from Sierra College in Rocklin. 233 happy participants received mulch.

**ENGINEERING - NEW URBAN DEVELOPMENTS (SJWD Retail Service Area)**

<b>Project Title</b>	<b>Description</b>	<b>Status</b>	<b>Issues / Notes</b>
Chula Acres	4-Lot Minor Subdivision (8149 Excelsior Ave)	In Construction	Water main installed. Construction in process.
GB Memory Care	Commercial Business (6400 Douglas Blvd)	In Design Review	Planning to begin construction in 2022.
Eureka Grove (former Greyhawk III Proj.)	44 high-density & 28 SFR lots (NE Cor. Eureka & SCB)	Complete	Project accepted September 2021.
Premier Soleil (formerly Granite Bay Townhomes)	52-Lot Subdivision (Douglas, east of Auburn Folsom)	Construction complete	In project close-out.
Greenside Parcel Split (5640 Macargo)	Minor parcel split of 2.0-Ac parcel into 3 lots	Approved for Construction	Design approved.
Placer County Retirement Residence (3905 Old Auburn)	Commercial Business (145-Unit Multi-story Assisted Living Facility; 3865 Old Auburn Rd)	In Construction	Construction started October 2021.
Pond View	Commercial Business (5620 5630 5640 Douglas Blvd)	Approved for Construction	Planning to begin construction in 2022.
The Park at Granite Bay	56 lot Subdivision (SCB south of Annabelle)	Approved for Construction	Mass grading done. Re-start in 2022.
The Residences at GB	4-Lot Minor Subdivision (NW Cor. Barton & E Rsvl Pkwy)	In Design Review	Project on hold.
Ventura of GB	33-Lot High Density Subdivision (6832 Eureka Rd)	In Construction	Initially will only have one source of supply connection, planning for a future 2 <sup>nd</sup> connection.
Wellquest Senior Living (prior Ovation)	Commercial Business (114-Unit 2-story Assisted Living Facility; 9747 Sierra College Blvd.)	Complete	Project accepted March 2021.
Whitehawk II	56-Lot Subdivision (Douglas, west of Barton)	Approved for Construction	Planning to begin construction in 2022.
Rancho Del Oro Estates	89-Lot Subdivision (Olive Ranch Rd, east of Cavitt Stallman)	In Construction	Construction started June 2020.
Canyon Terrace Apartments	Apartment Complex (7 new buildings; 1600 Canyon Terrace Lane)	In Design Review	Design submitted, under review now

**ENGINEERING - CAPITAL PROJECTS**

*Status Update for Current Retail Projects*

<b>Project Title</b>	<b>Description</b>	<b>Status</b>	<b>Issues / Notes</b>
Eureka Rd Transmission Main Replacement	Replace approximately 3,925 LF of aged steel transmission pipeline.	In Design	Construction in FY 21/22
SCADA Radio Replacements – North Phase	Replace outdated 900 MHz radios with 173 MHz equipment	In Construction	Radio router issues have now been resolved
Spahn Ranch Rd. Main Extension	Install new pipeline; provides looped distribution network	In Design	Construction in FY 24/25
Cavitt Stallman 12" (Mystery Cr to Oak Pines)	Install new pipeline on Cavitt Stallman between Mystery Creek Ln and Oak Pines Ln.	In Construction	Construction in FY 21/22
Woodminister Circle & Margo Drive Services Replacements	Replace 26 aged residential services and 2 commercial services	In Construction	Construction in FY 21/22
Kokila (SJWD/PCWA) 12-Inch Intertie Pipeline	Interconnection with PCWA	In Construction	Partial funding with RWA grant. Construction in FY 21/22
Kokila Reservoir Replacement	Replace existing hypalon lined and covered reservoir with a new concrete tank.	In Design	Applying for SRF funding. Construction in FY 22/23
Canyon Falls Village PRS Replacement	Rehabilitation of an existing Pressure Reducing Station (PRV) located near the intersection of Canyon Falls Drive and Santa Juanita Ave.	East PRS is now completed, doing design for West PRS	Construction in FY 22/23
UGB & LGB Low Flow Pumps and LGB/CP MOV	Installation of two new low flow pumps, one each at the Lower and Upper Granite Bay pump stations	In Construction	Installation and commission in FY 20/21
Upper Granite Bay Pump Station Generator Replacement	Replacing generator at Upper Granite Bay Pump Station	In Construction	Construction in FY 21/22
Bacon Pump Station Generator Replacement	Replacing generators at Bacon Pump Station	In Design	Construction in FY 22/23



*Status Update for Current Wholesale Projects*

<b>Project Title</b>	<b>Description</b>	<b>Status (% Complete)</b>	<b>Issues/ Notes</b>
WTP Filters Improvements	R&R Filter Materials, nozzles, and resurface spalled filter floor and wall areas	In Construction	North Basin completion in FY 19/20 with South Basin in FY 20/21
Hinkle Liner & Cover Repl'mt	Replace both the hypalon cover and liner.	Project postponed	Applying for SRF funding. Project postponed due to drought.
Temporary Storage Tanks	Installation of two temporary ±1.0-MG finished water storage tanks to operate when Hinkle Reservoir is out of service	Complete	Construction complete. In project close-out.
Lime System Improvements	Improvements for the WTP's lime system control and feeder system	In Design	
WTP On-Site Residuals Management Improvement Project	Management of the WTP residuals disposal area and improvements needed to meet regulatory requirements.	In Construction	Project complete.
Baldwin Chnl Lining and Solar Field Culvert Replacement Project	Lining the Baldwin Ditch on the main campus to minimize costs for maintenance within the ditch and the replacement of the Solar Field Culvert to provide emergency discharge capacity to Baldwin Reservoir	Design and Environmental Underway	

**SAFETY & REGULATORY TRAINING – September 2021**

<b>Training Course</b>	<b>Staff</b>
COVID-19 Vaccine Safety Information	All Staff
COVID-19 – Basics of Vaccines	Operations Staff
Cal-OSHA Process Safety Management 3yr Refresher Training All Elements	WTP Staff & Engineering Managers

**FINANCE/BUDGET**

*See attached*



San Juan Water District, CA

# Wholesale Operating Income Statement

## Group Summary

For Fiscal: 2021-2022 Period Ending: 09/30/2021

Account	Original Total Budget	Current Total Budget	MTD Activity	YTD Activity	Budget Remaining
<b>Fund: 010 - WHOLESALE</b>					
<b>Revenue</b>					
41000 - Water Sales	10,043,600.00	9,802,000.00	0.00	1,761,523.50	8,040,476.50
43000 - Rebate	1,500.00	1,500.00	233.83	233.83	1,266.17
45000 - Other Operating Revenue	29,800.00	29,800.00	1.19	3.57	29,796.43
49000 - Other Non-Operating Revenue	109,800.00	109,800.00	0.00	0.00	109,800.00
<b>Revenue Total:</b>	<b>10,184,700.00</b>	<b>9,943,100.00</b>	<b>235.02</b>	<b>1,761,760.90</b>	<b>8,181,339.10</b>
<b>Expense</b>					
51000 - Salaries and Benefits	4,184,300.00	4,184,300.00	278,428.88	852,128.71	3,332,171.29
52000 - Debt Service Expense	756,800.00	756,800.00	0.00	73,096.81	683,703.19
53000 - Source of Supply	912,700.00	912,700.00	13,484.73	86,560.52	826,139.48
54000 - Professional Services	609,400.00	609,400.00	9,056.10	34,472.61	574,927.39
55000 - Maintenance	555,400.00	555,400.00	26,698.14	76,521.98	478,878.02
56000 - Utilities	179,700.00	179,700.00	8,964.04	20,964.92	158,735.08
57000 - Materials and Supplies	616,600.00	616,600.00	31,618.20	144,309.90	472,290.10
58000 - Public Outreach	52,400.00	52,400.00	0.00	0.00	52,400.00
59000 - Other Operating Expenses	478,900.00	478,900.00	29,138.20	187,187.34	291,712.66
69000 - Other Non-Operating Expenses	1,500.00	1,500.00	0.00	0.00	1,500.00
69900 - Transfers Out	968,000.00	726,400.00	0.00	0.00	726,400.00
<b>Expense Total:</b>	<b>9,315,700.00</b>	<b>9,074,100.00</b>	<b>397,388.29</b>	<b>1,475,242.79</b>	<b>7,598,857.21</b>
<b>Fund: 010 - WHOLESALE Surplus (Deficit):</b>	<b>869,000.00</b>	<b>869,000.00</b>	<b>-397,153.27</b>	<b>286,518.11</b>	<b>582,481.89</b>
<b>Total Surplus (Deficit):</b>	<b>869,000.00</b>	<b>869,000.00</b>	<b>-397,153.27</b>	<b>286,518.11</b>	

**Fund Summary**

Fund	Original Total Budget	Current Total Budget	MTD Activity	YTD Activity	Budget Remaining
010 - WHOLESALE	869,000.00	869,000.00	-397,153.27	286,518.11	582,481.89
<b>Total Surplus (Deficit):</b>	<b>869,000.00</b>	<b>869,000.00</b>	<b>-397,153.27</b>	<b>286,518.11</b>	



San Juan Water District, CA

# Wholesale Capital Income Statement

## Group Summary

For Fiscal: 2021-2022 Period Ending: 09/30/2021

Account	Original Total Budget	Current Total Budget	MTD Activity	YTD Activity	Budget Remaining
<b>Fund: 011 - Wholesale Capital Outlay</b>					
<b>Revenue</b>					
42000 - Taxes & Assessments	1,248,000.00	1,248,000.00	314.60	314.60	1,247,685.40
44000 - Connection Fees	75,000.00	75,000.00	110,968.00	162,754.00	-87,754.00
49000 - Other Non-Operating Revenue	150,000.00	150,000.00	0.00	0.00	150,000.00
49990 - Transfer In	968,000.00	726,400.00	0.00	0.00	726,400.00
<b>Revenue Total:</b>	<b>2,441,000.00</b>	<b>2,199,400.00</b>	<b>111,282.60</b>	<b>163,068.60</b>	<b>2,036,331.40</b>
<b>Expense</b>					
55000 - Maintenance	343,200.00	343,200.00	27,830.00	31,815.50	311,384.50
61000 - Capital Outlay	1,546,800.00	1,546,800.00	6,217.50	77,030.92	1,469,769.08
<b>Expense Total:</b>	<b>1,890,000.00</b>	<b>1,890,000.00</b>	<b>34,047.50</b>	<b>108,846.42</b>	<b>1,781,153.58</b>
<b>Fund: 011 - Wholesale Capital Outlay Surplus (Deficit):</b>	<b>551,000.00</b>	<b>309,400.00</b>	<b>77,235.10</b>	<b>54,222.18</b>	<b>255,177.82</b>
<b>Total Surplus (Deficit):</b>	<b>551,000.00</b>	<b>309,400.00</b>	<b>77,235.10</b>	<b>54,222.18</b>	

**Fund Summary**

Fund	Original	Current	MTD Activity	YTD Activity	Budget
	Total Budget	Total Budget			Remaining
011 - Wholesale Capital Outlay	551,000.00	309,400.00	77,235.10	54,222.18	255,177.82
<b>Total Surplus (Deficit):</b>	<b>551,000.00</b>	<b>309,400.00</b>	<b>77,235.10</b>	<b>54,222.18</b>	



San Juan Water District, CA

# Retail Operating Income Statement

## Group Summary

For Fiscal: 2021-2022 Period Ending: 09/30/2021

Account	Original Total Budget	Current Total Budget	MTD Activity	YTD Activity	Budget Remaining
<b>Fund: 050 - RETAIL</b>					
<b>Revenue</b>					
41000 - Water Sales	13,816,000.00	13,816,000.00	1,217,501.64	1,494,899.55	12,321,100.45
45000 - Other Operating Revenue	466,500.00	466,500.00	17,444.51	4,578.16	461,921.84
49000 - Other Non-Operating Revenue	154,200.00	154,200.00	0.00	21,488.00	132,712.00
<b>Revenue Total:</b>	<b>14,436,700.00</b>	<b>14,436,700.00</b>	<b>1,234,946.15</b>	<b>1,520,965.71</b>	<b>12,915,734.29</b>
<b>Expense</b>					
41000 - Water Sales	0.00	0.00	778.69	778.72	-778.72
51000 - Salaries and Benefits	5,406,500.00	5,406,500.00	357,900.93	1,143,650.65	4,262,849.35
52000 - Debt Service Expense	480,300.00	480,300.00	0.00	40,672.90	439,627.10
53000 - Source of Supply	3,314,300.00	3,314,300.00	0.00	566,188.84	2,748,111.16
54000 - Professional Services	1,499,800.00	1,499,800.00	70,859.58	200,553.38	1,299,246.62
55000 - Maintenance	349,300.00	349,300.00	24,347.57	59,984.46	289,315.54
56000 - Utilities	416,100.00	416,100.00	32,296.98	98,342.49	317,757.51
57000 - Materials and Supplies	782,900.00	782,900.00	19,408.12	105,849.43	677,050.57
58000 - Public Outreach	113,000.00	113,000.00	0.00	9,566.60	103,433.40
59000 - Other Operating Expenses	669,700.00	669,700.00	37,543.90	148,705.92	520,994.08
69000 - Other Non-Operating Expenses	1,500.00	1,500.00	0.00	0.00	1,500.00
69900 - Transfers Out	757,200.00	757,200.00	0.00	0.00	757,200.00
<b>Expense Total:</b>	<b>13,790,600.00</b>	<b>13,790,600.00</b>	<b>543,135.77</b>	<b>2,374,293.39</b>	<b>11,416,306.61</b>
<b>Fund: 050 - RETAIL Surplus (Deficit):</b>	<b>646,100.00</b>	<b>646,100.00</b>	<b>691,810.38</b>	<b>-853,327.68</b>	<b>1,499,427.68</b>
<b>Total Surplus (Deficit):</b>	<b>646,100.00</b>	<b>646,100.00</b>	<b>691,810.38</b>	<b>-853,327.68</b>	

**Fund Summary**

<b>Fund</b>	<b>Original Total Budget</b>	<b>Current Total Budget</b>	<b>MTD Activity</b>	<b>YTD Activity</b>	<b>Budget Remaining</b>
050 - RETAIL	646,100.00	646,100.00	691,810.38	-853,327.68	1,499,427.68
<b>Total Surplus (Deficit):</b>	<b>646,100.00</b>	<b>646,100.00</b>	<b>691,810.38</b>	<b>-853,327.68</b>	



San Juan Water District, CA

# Retail Capital Income Statement

## Group Summary

For Fiscal: 2021-2022 Period Ending: 09/30/2021

Account	Original Total Budget	Current Total Budget	MTD Activity	YTD Activity	Budget Remaining
<b>Fund: 055 - Retail Capital Outlay</b>					
<b>Revenue</b>					
42000 - Taxes & Assessments	1,248,000.00	1,248,000.00	314.60	314.60	1,247,685.40
44000 - Connection Fees	50,000.00	50,000.00	1,177,092.45	1,192,818.45	-1,142,818.45
49000 - Other Non-Operating Revenue	83,200.00	83,200.00	0.00	0.00	83,200.00
49990 - Transfer In	757,200.00	757,200.00	0.00	0.00	757,200.00
<b>Revenue Total:</b>	<b>2,138,400.00</b>	<b>2,138,400.00</b>	<b>1,177,407.05</b>	<b>1,193,133.05</b>	<b>945,266.95</b>
<b>Expense</b>					
54000 - Professional Services	210,000.00	210,000.00	0.00	0.00	210,000.00
61000 - Capital Outlay	8,374,300.00	8,374,300.00	349,052.48	503,721.62	7,870,578.38
<b>Expense Total:</b>	<b>8,584,300.00</b>	<b>8,584,300.00</b>	<b>349,052.48</b>	<b>503,721.62</b>	<b>8,080,578.38</b>
<b>Fund: 055 - Retail Capital Outlay Surplus (Deficit):</b>	<b>-6,445,900.00</b>	<b>-6,445,900.00</b>	<b>828,354.57</b>	<b>689,411.43</b>	<b>-7,135,311.43</b>
<b>Total Surplus (Deficit):</b>	<b>-6,445,900.00</b>	<b>-6,445,900.00</b>	<b>828,354.57</b>	<b>689,411.43</b>	



**Fund Summary**

<b>Fund</b>	<b>Original Total Budget</b>	<b>Current Total Budget</b>	<b>MTD Activity</b>	<b>YTD Activity</b>	<b>Budget Remaining</b>
055 - Retail Capital Outlay	-6,445,900.00	-6,445,900.00	828,354.57	689,411.43	-7,135,311.43
<b>Total Surplus (Deficit):</b>	<b>-6,445,900.00</b>	<b>-6,445,900.00</b>	<b>828,354.57</b>	<b>689,411.43</b>	

## Summary

## Project Summary

Project Number	Project Name	Total Revenue	Total Expense	Revenue Over/ (Under) Expenses
<a href="#">185135</a>	U&L GB Pump Stn Low Flow Pumps wi	1,259.25	40,441.77	-39,182.52
<a href="#">185180</a>	Cavitt Stallman Main - Mystery Crk & (	0.00	305.00	-305.00
<a href="#">191235</a>	Solar Site Access Culvert Replacement	0.00	725.54	-725.54
<a href="#">191255</a>	WTP Filter Basins Rehab Project	0.00	19,752.16	-19,752.16
<a href="#">191275</a>	Clarifier Wall Lining & Leakage Repairs	0.00	575.50	-575.50
<a href="#">191280</a>	Hinkle Reservoir Cover	0.00	17,023.00	-17,023.00
<a href="#">195225</a>	Kokila SJWD/PCWA Intertie	10,223.60	205,162.47	-194,938.87
<a href="#">195265</a>	Douglas Booster Pump Station Electric	0.00	357.58	-357.58
<a href="#">201111</a>	Hinkle Reservoir Overflow Channel Lin	0.00	725.55	-725.55
<a href="#">201144</a>	Hinkle Reservoir Temporary Tanks anc	0.00	28,691.68	-28,691.68
<a href="#">205111</a>	Margo Ln Services Replacements (8 Sh	5,874.30	117,486.00	-111,611.70
<a href="#">205114</a>	AFR 6 inch Main Extension Replaceme	0.00	305.00	-305.00
<a href="#">215105</a>	Eureka Road 18" T-main Design	0.00	34,579.40	-34,579.40
<a href="#">215114</a>	Bacon Pump Station Generator Repla	0.00	20,757.35	-20,757.35
<a href="#">215117</a>	Upper Granite Bay Pump Station Gene	0.00	2,887.65	-2,887.65
<a href="#">215120</a>	Kokila Reservoir (Replace Hypalon witi	0.00	7,152.50	-7,152.50
<a href="#">225133</a>	Field Services 3-Sided Parts Shelter	0.00	6,417.50	-6,417.50
<a href="#">225162</a>	Sierra #1 and #4 VFD Replacement	0.00	24,100.40	-24,100.40
<b>Project Totals:</b>		<b>17,357.15</b>	<b>527,446.05</b>	<b>-510,088.90</b>

## Group Summary

Group	Total Revenue	Total Expense	Revenue Over/ (Under) Expenses
CIP - Asset	17,357.15	526,870.55	-509,513.40
CIP - Expense	0.00	575.50	-575.50
<b>Group Totals:</b>	<b>17,357.15</b>	<b>527,446.05</b>	<b>-510,088.90</b>

## Type Summary

Type	Total Revenue	Total Expense	Revenue Over/ (Under) Expenses
Engineering	17,357.15	458,851.95	-441,494.80
Field Services	0.00	30,517.90	-30,517.90
Water Treatment Plant	0.00	38,076.20	-38,076.20
<b>Type Totals:</b>	<b>17,357.15</b>	<b>527,446.05</b>	<b>-510,088.90</b>

## GL Account Summary

GL Account Number	GL Account Name	Total Revenue	Total Expense	Revenue Over/ (Under) Expenses
		0.00	202.79	202.79
011-700-57120	Maintenance - Facility	0.00	575.50	575.50
011-700-61120	Capital Outlay - Improvements...	0.00	725.54	725.54
011-700-61145	Capital Outlay - WTP & Improv...	0.00	19,752.16	19,752.16
011-700-61155	Capital Outlay - Reservoirs & I...	0.00	46,440.23	46,440.23
050-20030	Retentions Payable	-5,874.30	0.00	-5,874.30
050-300-50010	Salaries and Wages	0.00	487.68	487.68
055-20030	Retentions Payable	-11,482.85	0.00	-11,482.85
055-700-61135	Capital Outlay - Pump Stations...	0.00	88,544.75	88,544.75
055-700-61140	Capital Outlay - Buildings & Im...	0.00	6,417.50	6,417.50
055-700-61150	Capital Outlay - Mains/Pipeline...	0.00	357,147.40	357,147.40
055-700-61155	Capital Outlay - Reservoirs & I...	0.00	7,152.50	7,152.50
<b>GL Account Totals:</b>		<b>-17,357.15</b>	<b>527,446.05</b>	<b>510,088.90</b>



San Juan Water District, CA

# Balance Sheet

## Account Summary

As Of 09/30/2021

Account	010 - WHOLESALE	011 - Wholesale Capital Outlay	050 - RETAIL	055 - Retail Capital Outlay	Total
<b>Asset</b>					
<b>Type: 1000 - Assets</b>					
10010 - Cash and Investments	5,433,069.93	13,823,655.48	5,016,791.30	10,361,862.04	34,635,378.75
10510 - Accounts Receivable	13,571.37	0.01	494,013.47	-0.01	507,584.84
11000 - Inventory	4,720.31	0.00	161,827.71	0.00	166,548.02
12000 - Prepaid Expense	140,006.56	0.00	38,023.98	0.00	178,030.54
14010 - Deferred Outflows	2,397,243.03	0.00	2,408,775.55	0.00	4,806,018.58
17010 - Capital Assets - Work in Progress	8,687,115.48	0.00	871,592.42	0.00	9,558,707.90
17150 - Capital Assets - Land Non-depreciable	98,212.00	0.00	166,272.00	0.00	264,484.00
17160 - Capital Assets - Improvements Other Than Buildings	824,743.09	0.00	94,608.30	0.00	919,351.39
17200 - Capital Assets - Pump Stations & Improvements	7,047,178.00	0.00	6,345,246.76	0.00	13,392,424.76
17300 - Capital Assets - Buildings & Improvements	1,279,892.05	0.00	275,982.16	0.00	1,555,874.21
17350 - Capital Assets - Water Treatment Plant & Imp	35,721,515.04	0.00	16,000.00	0.00	35,737,515.04
17400 - Capital Assets - Mains/Pipelines & Improvements	28,195,288.95	0.00	46,485,787.92	0.00	74,681,076.87
17500 - Capital Assets - Reservoirs & Improvements	2,923,447.50	0.00	2,492,421.90	0.00	5,415,869.40
17700 - Capital Assets - Equipment & Furniture	13,701,788.65	0.00	1,120,712.36	0.00	14,822,501.01
17750 - Capital Assets - Vehicles	312,488.26	0.00	680,799.24	0.00	993,287.50
17800 - Capital Assets - Software	252,082.02	0.00	588,798.30	0.00	840,880.32
17850 - Capital Assets - Intangible	666,196.00	0.00	0.00	0.00	666,196.00
17900 - Less Accumulated Depreciation	-41,462,480.52	0.00	-30,651,966.16	0.00	-72,114,446.68
<b>Total Type 1000 - Assets:</b>	<b>66,236,077.72</b>	<b>13,823,655.49</b>	<b>36,605,687.21</b>	<b>10,361,862.03</b>	<b>127,027,282.45</b>
<b>Total Asset:</b>	<b>66,236,077.72</b>	<b>13,823,655.49</b>	<b>36,605,687.21</b>	<b>10,361,862.03</b>	<b>127,027,282.45</b>
<b>Liability</b>					
<b>Type: 1000 - Assets</b>					
10510 - Accounts Receivable	0.00	0.00	109,422.38	0.00	109,422.38
<b>Total Type 1000 - Assets:</b>	<b>0.00</b>	<b>0.00</b>	<b>109,422.38</b>	<b>0.00</b>	<b>109,422.38</b>
<b>Type: 2000 - Liabilities</b>					
20010 - Accounts Payable	40,937.25	33,036.58	167,009.60	347,623.15	588,606.58
20100 - Retentions Payable	0.00	233,880.34	5,874.30	21,756.02	261,510.66
20150 - Customer Deposits	882.90	0.00	0.00	0.00	882.90
21200 - Salaries & Benefits Payable	34,377.55	0.00	59,946.47	0.00	94,324.02
21250 - Payroll Taxes Payable	0.01	0.00	-0.01	0.00	0.00
21300 - Compensated Absences	431,555.36	0.00	550,922.63	0.00	982,477.99
21500 - Premium on Issuance of Bonds Series 2017	1,556,168.70	0.00	868,025.18	0.00	2,424,193.88
21600 - OPEB Liability	1,304,245.49	0.00	1,681,681.61	0.00	2,985,927.10

**Balance Sheet**

**As Of 09/30/2021**

<b>Account</b>	<b>010 - WHOLESALE</b>	<b>011 - Wholesale Capital Outlay</b>	<b>050 - RETAIL</b>	<b>055 - Retail Capital Outlay</b>	<b>Total</b>
21700 - Pension Liability	1,428,545.00	0.00	1,893,652.00	0.00	3,322,197.00
22010 - Deferred Income	0.00	0.00	273,154.29	0.00	273,154.29
22050 - Deferred Inflows	851,929.18	0.00	1,135,692.82	0.00	1,987,622.00
24000 - Current Bonds Payables	762,895.50	0.00	422,104.50	0.00	1,185,000.00
24200 - 2012 Bonds Payable	5,217,205.00	0.00	2,832,795.00	0.00	8,050,000.00
24250 - Bonds Payable 2017 Refunding	14,588,800.00	0.00	8,206,200.00	0.00	22,795,000.00
<b>Total Type 2000 - Liabilities:</b>	<b>26,217,541.94</b>	<b>266,916.92</b>	<b>18,097,058.39</b>	<b>369,379.17</b>	<b>44,950,896.42</b>
<b>Total Liability:</b>	<b>26,217,541.94</b>	<b>266,916.92</b>	<b>18,206,480.77</b>	<b>369,379.17</b>	<b>45,060,318.80</b>
<b>Equity</b>					
<b>Type: 3000 - Equity</b>					
30100 - Investment in Capital Assets	33,720,732.31	0.00	16,166,351.01	0.00	49,887,083.32
30500 - Designated Reserves	6,011,285.36	13,502,516.39	3,086,183.11	9,303,071.43	31,903,056.29
<b>Total Type 3000 - Equity:</b>	<b>39,732,017.67</b>	<b>13,502,516.39</b>	<b>19,252,534.12</b>	<b>9,303,071.43</b>	<b>81,790,139.61</b>
<b>Total Total Beginning Equity:</b>	<b>39,732,017.67</b>	<b>13,502,516.39</b>	<b>19,252,534.12</b>	<b>9,303,071.43</b>	<b>81,790,139.61</b>
Total Revenue	1,761,760.90	163,068.60	1,520,965.71	1,193,133.05	4,638,928.26
Total Expense	1,475,242.79	108,846.42	2,374,293.39	503,721.62	4,462,104.22
<b>Revenues Over/Under Expenses</b>	<b>286,518.11</b>	<b>54,222.18</b>	<b>-853,327.68</b>	<b>689,411.43</b>	<b>176,824.04</b>
<b>Total Equity and Current Surplus (Deficit):</b>	<b>40,018,535.78</b>	<b>13,556,738.57</b>	<b>18,399,206.44</b>	<b>9,992,482.86</b>	<b>81,966,963.65</b>
<b>Total Liabilities, Equity and Current Surplus (Deficit):</b>	<b>66,236,077.72</b>	<b>13,823,655.49</b>	<b>36,605,687.21</b>	<b>10,361,862.03</b>	<b>127,027,282.45</b>



San Juan Water District, CA

# Check Report

By Vendor Name

Date Range: 09/01/2021 - 09/30/2021

Vendor Number	Vendor Name	Payment Date	Payment Type	Discount Amount	Payment Amount	Number
<b>Bank Code: APBNK-APBNK</b>						
	**Void**	09/13/2021	Regular	0.00	0.00	57165
	**Void**	09/13/2021	Regular	0.00	0.00	57170
	**Void**	09/13/2021	Regular	0.00	0.00	57171
	**Void**	09/13/2021	Regular	0.00	0.00	57172
	**Void**	09/13/2021	Regular	0.00	0.00	57173
	**Void**	09/13/2021	Regular	0.00	0.00	57174
	**Void**	09/13/2021	Regular	0.00	0.00	57175
	**Void**	09/13/2021	Regular	0.00	0.00	57176
	**Void**	09/13/2021	Regular	0.00	0.00	57177
01041	Afman, Todd R	09/20/2021	Regular	0.00	187.69	57178
03681	Allied Electronics Inc.	09/07/2021	EFT	0.00	7,204.94	407551
03681	Allied Electronics Inc.	09/13/2021	EFT	0.00	193.58	407569
03681	Allied Electronics Inc.	09/20/2021	EFT	0.00	6,571.76	407583
03406	Alpha Analytical Laboratories Inc.	09/07/2021	Regular	0.00	1,443.00	57138
03406	Alpha Analytical Laboratories Inc.	09/13/2021	Regular	0.00	85.00	57156
03406	Alpha Analytical Laboratories Inc.	09/20/2021	Regular	0.00	1,226.00	57179
03406	Alpha Analytical Laboratories Inc.	09/27/2021	Regular	0.00	513.00	57205
01073	Amarjeet Singh Garcha	09/07/2021	Regular	0.00	1,500.00	57139
01039	American Family Life Assurance Company of Colu	09/20/2021	Bank Draft	0.00	542.96	Q3869 09-20-21
01039	American Family Life Assurance Company of Colu	09/20/2021	Bank Draft	0.00	542.96	Q3869 09-20-21
01090	American Water Works Association	09/27/2021	Regular	0.00	35.00	57206
01328	Association of California Water Agencies / Joint P	09/27/2021	EFT	0.00	7,698.04	407592
03739	Azteca Systems Holdings, LLC	09/27/2021	EFT	0.00	550.00	407593
01165	Backflow Technologies	09/13/2021	Regular	0.00	4,905.00	57157
01167	Badger Meter, Inc.	09/13/2021	EFT	0.00	193.05	407570
01189	Bay Area Coating Consultants, Inc.	09/07/2021	Regular	0.00	9,333.00	57140
01189	Bay Area Coating Consultants, Inc.	09/27/2021	Regular	0.00	575.50	57207
03514	Beckman Coulter, Inc.	09/07/2021	EFT	0.00	2,776.00	407552
03594	Borges & Mahoney, Inc.	09/07/2021	Regular	0.00	5,282.26	57141
01242	Bureau of Reclamation-MPR	09/13/2021	EFT	0.00	53,746.00	407571
01283	California Municipal Statistics Inc	09/07/2021	Regular	0.00	975.00	57142
03080	California State Disbursement Unit	09/03/2021	Bank Draft	0.00	1,492.21	PAY0000000003
03080	California State Disbursement Unit	09/20/2021	Bank Draft	0.00	1,358.76	PAY0000000003
03078	CalPERS Health	09/03/2021	Bank Draft	0.00	40,289.87	1001927402
03078	CalPERS Health	09/03/2021	Bank Draft	0.00	49,543.44	1001927402
03078	CalPERS Health	09/03/2021	Bank Draft	0.00	49,543.44	1001927402
03130	CalPERS Retirement	09/03/2021	Bank Draft	0.00	779.60	1001936050
03130	CalPERS Retirement	09/03/2021	Bank Draft	0.00	37,838.56	1001936054
03130	CalPERS Retirement	09/17/2021	Bank Draft	0.00	37,911.70	1001945964
01310	Capital Rubber Co., Ltd	09/20/2021	Regular	0.00	54.81	57180
03221	Chemtrade Chemicals Corporation	09/07/2021	EFT	0.00	11,130.37	407553
03221	Chemtrade Chemicals Corporation	09/20/2021	EFT	0.00	5,780.96	407584
03221	Chemtrade Chemicals Corporation	09/27/2021	EFT	0.00	11,384.10	407594
01366	Citistreet/CalPERS 457	09/03/2021	Bank Draft	0.00	5,083.99	1001936054
01366	Citistreet/CalPERS 457	09/17/2021	Bank Draft	0.00	5,173.61	1001945967
01372	City of Folsom	09/20/2021	Regular	0.00	37.15	57181
01378	Clark Pest Control of Stockton	09/07/2021	Regular	0.00	1,355.00	57143
01378	Clark Pest Control of Stockton	09/27/2021	Regular	0.00	1,862.00	57208
03063	D&T Fiberglass, Inc.	09/27/2021	EFT	0.00	4,850.00	407595
01521	DataProse, LLC	09/13/2021	EFT	0.00	10,959.38	407572
01521	DataProse, LLC	09/20/2021	EFT	0.00	925.00	407585
01494	Dewey Services Inc.	09/20/2021	Regular	0.00	110.00	57182
01503	Division 5-15, A California Corporation	09/27/2021	EFT	0.00	23,925.75	407596
01509	Domenichelli & Associates, Inc.	09/13/2021	EFT	0.00	26,822.77	407573

Check Report

Date Range: 09/01/2021 - 09/30/2021

Vendor Number	Vendor Name	Payment Date	Payment Type	Discount Amount	Payment Amount	Number
03163	Economic Development Department	09/20/2021	Bank Draft	0.00	9,467.08	1-060-287-392
03163	Economic Development Department	09/03/2021	Bank Draft	0.00	8,723.05	2-075-632-544
03163	Economic Development Department	09/03/2021	Bank Draft	0.00	130.77	2-075-632-544
03776	EETS Inc.	09/13/2021	EFT	0.00	10,340.00	407574
02516	Ehnat, Stephen	09/07/2021	Regular	0.00	180.00	57144
03749	Eide Bailly LLP	09/07/2021	EFT	0.00	1,330.00	407554
01554	Electrical Equipment Co	09/13/2021	Regular	0.00	365.74	57158
01554	Electrical Equipment Co	09/20/2021	Regular	0.00	1,691.64	57183
01566	Empire Safety & Supply	09/20/2021	Regular	0.00	243.89	57184
01584	ERS Industrial Services, Inc.	09/27/2021	EFT	0.00	314,223.13	407597
01609	Federal Express Corporation	09/07/2021	Regular	0.00	22.84	57145
01626	Flo-Line Technology, Inc.	09/07/2021	Regular	0.00	9,040.09	57146
03702	Flowline Contractors, Inc.	09/07/2021	EFT	0.00	55,309.00	407555
03702	Flowline Contractors, Inc.	09/13/2021	EFT	0.00	21,607.00	407575
03784	Forsgren Associates Inc.	09/27/2021	EFT	0.00	610.00	407598
01659	Gary Webb Trucking	09/20/2021	Regular	0.00	2,592.75	57185
03389	Georgia Western, Inc.	09/07/2021	Regular	0.00	2,727.70	57147
03091	Granite Bay Ace Hardware	09/07/2021	Regular	0.00	35.67	57148
03091	Granite Bay Ace Hardware	09/13/2021	Regular	0.00	8.68	57159
03091	Granite Bay Ace Hardware	09/20/2021	Regular	0.00	17.36	57186
03091	Granite Bay Ace Hardware	09/27/2021	Regular	0.00	176.41	57209
02567	Grant, Teri	09/27/2021	Regular	0.00	78.40	57210
01706	Graymont Western US Inc.	09/07/2021	EFT	0.00	6,838.06	407556
01721	Hach Company	09/07/2021	EFT	0.00	43.75	407557
03687	HD Supply Facilities Maintenance Ltd.	09/07/2021	EFT	0.00	1,726.57	407558
01741	HDR Engineering, Inc.	09/27/2021	EFT	0.00	12,256.77	407599
03072	HUNT & SONS INC.	09/20/2021	Regular	0.00	1,024.92	57187
03164	Internal Revenue Service	09/03/2021	Bank Draft	0.00	49,886.50	2701646152725
03164	Internal Revenue Service	09/03/2021	Bank Draft	0.00	253.81	2701646152725
03164	Internal Revenue Service	09/17/2021	Bank Draft	0.00	52,722.25	2701660302258
01917	Kennedy/Jenks Consultants, Inc.	09/27/2021	EFT	0.00	7,078.75	407600
03679	L and D Landfill Limited Partnership	09/20/2021	Regular	0.00	4,771.20	57188
03628	Lees Automotive Repair Inc.	09/13/2021	EFT	0.00	130.00	407576
03553	Mallory Safety and Supply LLC	09/07/2021	EFT	0.00	418.38	407559
02024	MCI WORLDCOM	09/27/2021	Regular	0.00	56.33	57211
02027	Mcmaster-Carr Supply Company	09/07/2021	EFT	0.00	209.48	407560
02027	Mcmaster-Carr Supply Company	09/20/2021	EFT	0.00	663.34	407586
01472	Mel Dawson, Inc.	09/07/2021	EFT	0.00	6,626.17	407561
02069	Motion Industries	09/07/2021	EFT	0.00	44.89	407562
02463	New AnswerNet Inc.	09/13/2021	EFT	0.00	270.00	407577
02131	Office Depot, Inc.	09/13/2021	Regular	0.00	806.72	57160
02131	Office Depot, Inc.	09/20/2021	Regular	0.00	615.71	57189
02131	Office Depot, Inc.	09/27/2021	Regular	0.00	223.14	57212
02150	Pace Supply Corp	09/07/2021	Regular	0.00	3,750.04	57149
02150	Pace Supply Corp	09/13/2021	Regular	0.00	765.22	57161
02158	Pacific Storage Company	09/20/2021	EFT	0.00	65.00	407587
03474	Paco Ventures, LLC	09/07/2021	EFT	0.00	911.46	407563
02163	Pape' Machinery, Inc.	09/13/2021	Regular	0.00	2,340.72	57162
03801	PeopleReady, Inc	09/07/2021	Regular	0.00	1,400.00	57150
03801	PeopleReady, Inc	09/13/2021	Regular	0.00	840.00	57163
03026	PFM Asset Management	09/07/2021	EFT	0.00	996.29	407564
03026	PFM Asset Management	09/27/2021	EFT	0.00	997.48	407601
02146	PG&E	09/13/2021	Regular	0.00	6,360.47	57164
03796	Princeton Reach HOA	09/07/2021	Regular	0.00	1,806.76	57151
03543	Quadient Finance USA, Inc. - Postage	09/20/2021	EFT	0.00	1,000.00	407588
02281	Ray A Morgan Company Inc	09/07/2021	Regular	0.00	72.93	57152
03833	RDO Placer LLC	09/13/2021	Regular	0.00	335,422.00	57166
02283	Recology Auburn Placer	09/20/2021	Regular	0.00	714.91	57190
02223	Rexel Inc (Platt - Rancho Cordova)	09/07/2021	Regular	0.00	119.77	57153
02223	Rexel Inc (Platt - Rancho Cordova)	09/13/2021	Regular	0.00	3,671.88	57167
02223	Rexel Inc (Platt - Rancho Cordova)	09/20/2021	Regular	0.00	1,988.90	57191

Check Report

Date Range: 09/01/2021 - 09/30/2021

Vendor Number	Vendor Name	Payment Date	Payment Type	Discount Amount	Payment Amount	Number
02223	Rexel Inc (Platt - Rancho Cordova)	09/27/2021	Regular	0.00	502.25	57213
02293	RFI Enterprises, Inc	09/20/2021	Regular	0.00	51.34	57192
03828	Richard D. Jones, A Professional Law Corporation	09/20/2021	Regular	0.00	7,425.00	57193
03385	S J Electro Systems Inc	09/07/2021	EFT	0.00	412.00	407565
02357	Sacramento Municipal Utility District (SMUD)	09/20/2021	Regular	0.00	28,465.31	57194
02384	Sacramento Suburban Water District	09/20/2021	Regular	0.00	4,978.31	57195
03835	Sequoia Pacific Builders, Inc.	09/20/2021	Regular	0.00	1,132.68	57196
02452	Sierra National Construction, Inc.	09/07/2021	Regular	0.00	27,666.36	57154
03822	SIJ Holdings LLC	09/13/2021	EFT	0.00	663.37	407578
03822	SIJ Holdings LLC	09/20/2021	EFT	0.00	984.92	407589
03783	Stratus Building Solutions of Northern California, I	09/07/2021	EFT	0.00	1,550.00	407566
01641	Sun Life Assurance Company of Canada	09/22/2021	Bank Draft	0.00	10,757.46	626738
01411	SureWest Telephone	09/20/2021	Regular	0.00	3,522.97	57197
02572	Thatcher Company of California, Inc.	09/07/2021	EFT	0.00	4,770.00	407567
02572	Thatcher Company of California, Inc.	09/27/2021	EFT	0.00	6,210.00	407602
02580	The Eidam Corporation	09/13/2021	Regular	0.00	421.25	57168
02580	The Eidam Corporation	09/20/2021	Regular	0.00	5,575.00	57198
03713	Trillium Pumps USA, Inc.	09/13/2021	EFT	0.00	3,000.00	407579
02651	United Parcel Service Inc	09/20/2021	Regular	0.00	132.00	57199
03298	United Rentals (North America), Inc.	09/20/2021	EFT	0.00	3,289.41	407590
03637	Urban Futures Inc	09/27/2021	Regular	0.00	1,960.00	57214
02667	US Bank Corporate Payments Sys (CalCard)	09/13/2021	Regular	0.00	12,910.43	57169
03077	VALIC	09/03/2021	Bank Draft	0.00	4,641.34	197764
03077	VALIC	09/17/2021	Bank Draft	0.00	4,641.34	199141
03077	VALIC	09/30/2021	Bank Draft	0.00	4,643.14	200552
02678	Valin Corporation	09/27/2021	EFT	0.00	575.06	407603
02690	Verizon Wireless	09/20/2021	Regular	0.00	3,498.38	57200
02700	Viking Shred LLC	09/07/2021	Regular	0.00	60.00	57155
01687	W. W. Grainger, Inc.	09/20/2021	Regular	0.00	377.82	57201
02710	WageWorks, Inc	09/13/2021	EFT	0.00	98.00	407580
02710	WageWorks, Inc	09/27/2021	EFT	0.00	98.00	407604
03387	WageWorks, Inc	09/07/2021	EFT	0.00	268.30	407568
03387	WageWorks, Inc	09/20/2021	EFT	0.00	268.30	407591
01486	WAPA - Department of Energy	09/13/2021	EFT	0.00	7,545.49	407581
01486	WAPA - Department of Energy	09/27/2021	EFT	0.00	1,520.69	407605
03791	Water Systems Consulting, Inc.	09/13/2021	EFT	0.00	12,160.00	407582
03791	Water Systems Consulting, Inc.	09/27/2021	EFT	0.00	12,575.00	407606
03629	Water Systems Optimization Inc.	09/27/2021	EFT	0.00	2,500.00	407607
03831	Water Works Engineers, LLC	09/20/2021	Regular	0.00	7,152.50	57202
02730	Western Area Power Administration	09/27/2021	EFT	0.00	2,591.76	407608

Bank Code APBNK Summary

Payment Type	Payable Count	Payment Count	Discount	Payment
Regular Checks	105	66	0.00	519,243.80
Manual Checks	0	0	0.00	0.00
Voided Checks	0	9	0.00	0.00
Bank Drafts	22	22	0.00	375,967.84
EFT's	95	58	0.00	679,487.52
	<b>222</b>	<b>155</b>	<b>0.00</b>	<b>1,574,699.16</b>

### All Bank Codes Check Summary

Payment Type	Payable Count	Payment Count	Discount	Payment
Regular Checks	105	66	0.00	519,243.80
Manual Checks	0	0	0.00	0.00
Voided Checks	0	9	0.00	0.00
Bank Drafts	22	22	0.00	375,967.84
EFT's	95	58	0.00	679,487.52
	<b>222</b>	<b>155</b>	<b>0.00</b>	<b>1,574,699.16</b>

### Fund Summary

Fund	Name	Period	Amount
999	INTERCOMPANY	9/2021	1,574,699.16
			<b>1,574,699.16</b>





San Juan Water District, CA

# Vendor History Report

By Vendor Name

Posting Date Range 07/01/2021 - 09/30/2021

Payment Date Range -

Payable Number	Description	Units	Price	Post Date	1099 Account Number	Payment Number	Payment Date	Amount	Shipping	Tax	Discount	Net	Payment
Item Description				Amount			Account Name	Dist Amount					
<b>Vendor Set: 01 - Vendor Set 01</b>													
<b>02162 - Tobin, Pamela</b>													
Exp Reimb 08-2021	Mileage Reimbursement-Lunch Mtng Ryan Jc7/31/2021					407538	8/24/2021	41.18	0.00	0.00	0.00	41.18	41.18
Mileage Reimbursement-		0.00	0.00	41.18	010-010-52110		Training - Meetings, Education & Trai	20.59					
					050-010-52110		Training - Meetings, Education & Trai	20.59					
<b>Vendors: (1) Total 01 - Vendor Set 01:</b>								<b>41.18</b>	<b>0.00</b>	<b>0.00</b>	<b>0.00</b>	<b>41.18</b>	<b>41.18</b>
<b>Vendors: (1) Report Total:</b>								<b>41.18</b>	<b>0.00</b>	<b>0.00</b>	<b>0.00</b>	<b>41.18</b>	<b>41.18</b>



Payroll Set: 01-San Juan Water District

<b>Employee Number</b>	<b>Employee Name</b>	<b>Pay Code</b>	<b># of Payments</b>	<b>Units</b>	<b>Pay Amount</b>
<a href="#">0690</a>	Costa, Ted	Reg - Regular Hours	3	23.00	2,875.00
			<b>0690 - Costa Total:</b>	<b>23.00</b>	<b>2,875.00</b>
<a href="#">1028</a>	Hanneman, Martin	Reg - Regular Hours	3	13.00	1,625.00
			<b>1028 - Hanneman Total:</b>	<b>13.00</b>	<b>1,625.00</b>
<a href="#">0670</a>	Miller, Ken	Reg - Regular Hours	3	10.00	1,250.00
			<b>0670 - Miller Total:</b>	<b>10.00</b>	<b>1,250.00</b>
<a href="#">1003</a>	Rich, Daniel	Reg - Regular Hours	3	12.00	1,500.00
			<b>1003 - Rich Total:</b>	<b>12.00</b>	<b>1,500.00</b>
<a href="#">0650</a>	Tobin, Pamela	Reg - Regular Hours	3	30.00	3,750.00
			<b>0650 - Tobin Total:</b>	<b>30.00</b>	<b>3,750.00</b>
			<b>Report Total:</b>	<b>88.00</b>	<b>11,000.00</b>



Payroll Set: 01-San Juan Water District

<u>Account</u>	<u>Account Description</u>	<u>Units</u>	<u>Pay Amount</u>
<a href="#">010-010-58110</a>	Director - Stipend	44.00	5,500.00
	<b>010 - WHOLESALE Total:</b>	<b>44.00</b>	<b>5,500.00</b>
<a href="#">050-010-58110</a>	Director - Stipend	44.00	5,500.00
	<b>050 - RETAIL Total:</b>	<b>44.00</b>	<b>5,500.00</b>
	<b>Report Total:</b>	<b>88.00</b>	<b>11,000.00</b>



Payroll Set: 01-San Juan Water District

<b>Pay Code</b>	<b>Description</b>	<b># of Payments</b>	<b>Units</b>	<b>Pay Amount</b>
Reg - Regular Hours	Regular Hours	15	88.00	11,000.00
		<b>Report Total:</b>	<b>88.00</b>	<b>11,000.00</b>

## 2021/22 Actual Deliveries and Revenue - By Wholesale Customer Agency

July - September 2021							
	Budgeted Deliveries	Budgeted Revenue	Actual Deliveries	Actual Revenue	Delivery Variance		Revenue Variance
San Juan Retail	5,357.68	\$ 1,000,912	5,347.93	\$ 1,000,121	(9.75)	-0.2%	\$ (791) -0.1%
Citrus Heights Water District	3,810.23	\$ 849,985	2,960.18	\$ 781,011	(850.05)	-22.3%	\$ (68,973) -8.1%
Fair Oaks Water District	2,779.39	\$ 601,022	2,374.71	\$ 568,186	(404.68)	-14.6%	\$ (32,836) -5.5%
Orange Vale Water Co.	1,620.10	\$ 318,454	1,528.71	\$ 311,039	(91.39)	-5.6%	\$ (7,416) -2.3%
City of Folsom	468.60	\$ 93,755	437.34	\$ 91,219	(31.26)	-6.7%	\$ (2,536) -2.7%
Granite Bay Golf Course	174.57	\$ 6,171	204.30	\$ 7,222	29.73	17.0%	\$ 1,051 17.0%
Sac Suburban Water District	-	\$ -	65.34	\$ 16,999	65.34		\$ 16,999
<b>TOTAL</b>	<b>14,210.57</b>	<b>\$ 2,870,299</b>	<b>12,918.51</b>	<b>\$ 2,775,797</b>	<b>(1,292.06)</b>	<b>-9.1%</b>	<b>\$ (94,502) -3.3%</b>

Budgeted Deliveries	14,210.57
Actual Deliveries	12,918.51
Difference	(1,292.06)
	-9.1%

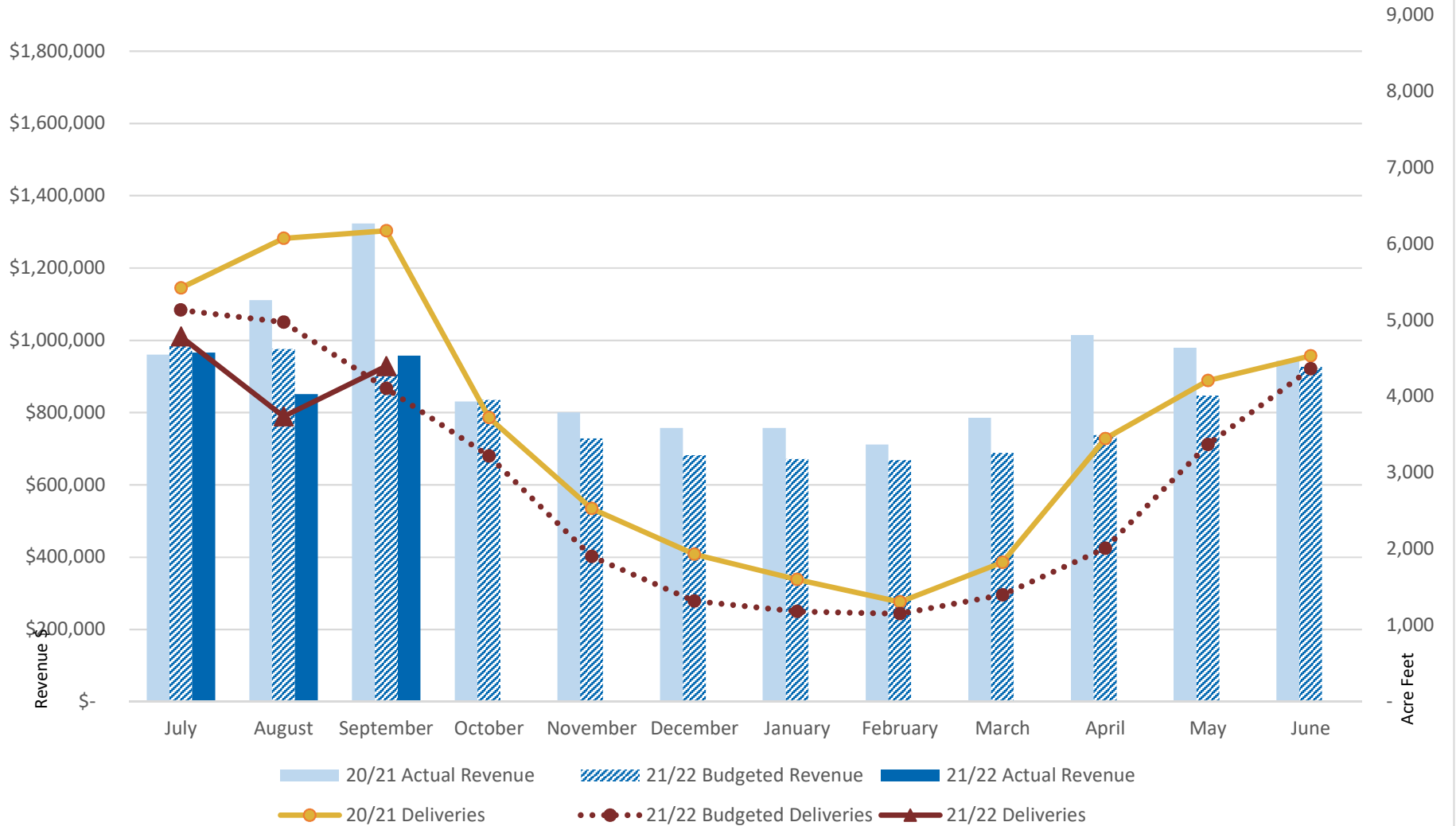
Budgeted Water Sale Revenue	\$ 2,870,299
Actual Water Sale Revenue	\$ 2,775,797
Difference	\$ (94,502)
	-3.3%

**Conclusion:**

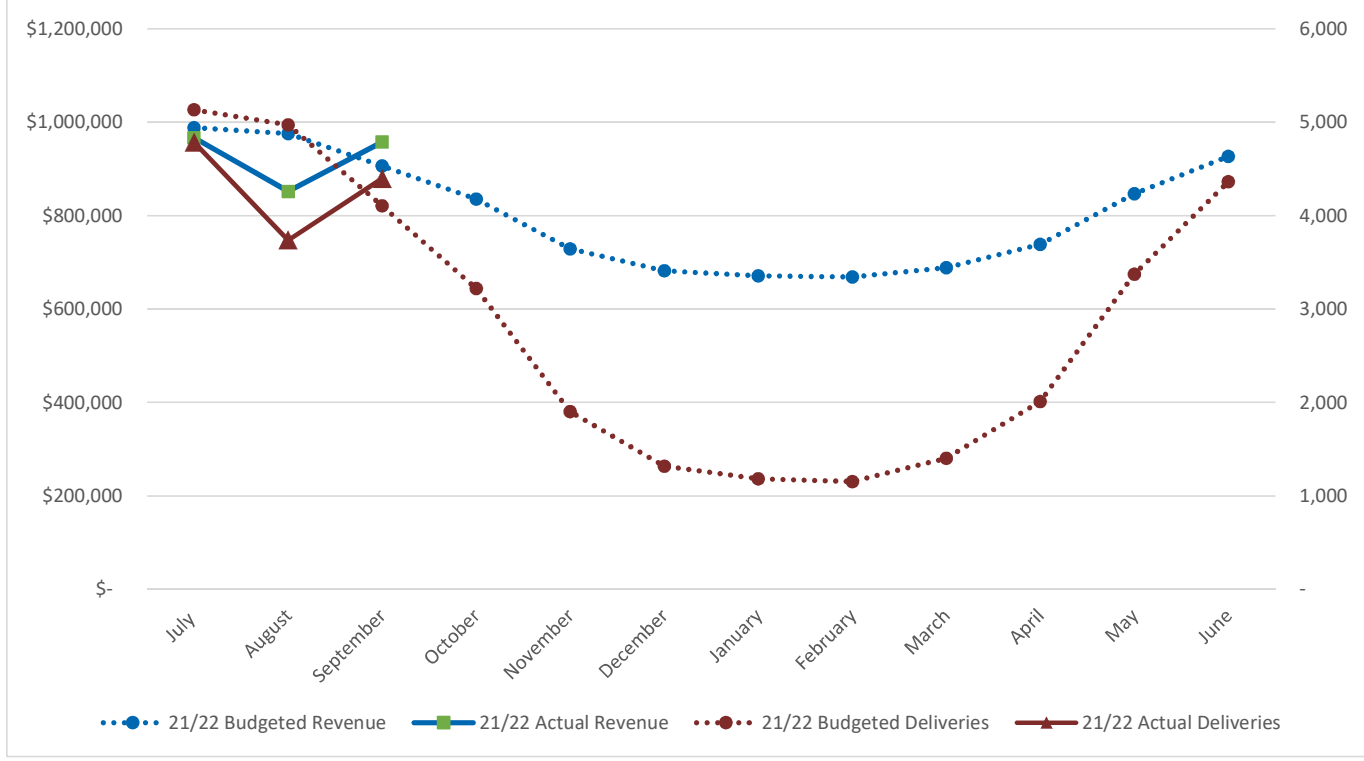
September water deliveries exceeded expectations, however the combined water deliveries for July - September show the effects of the drought. Actual deliveries for July through September were 9.1% less than assumed in the budget. Because the majority of revenues come from the quarterly service charge, this equates to only a -3.3% variance in revenues. This trend will likely continue, at least through the fall.

Excluding SSWD, deliveries were 2,586 acre feet less than the same time period last year, a 16.8% decline. The budget anticipated year over year decline of 7.25%.

## Comparison of Fiscal Year 2020/2021 Actuals to 2021/2022 Projections and Actuals of Deliveries and Revenue



### Cumulative Water Deliveries and Revenues FY 2021-22



# ACWA UPDATE ON PRIORITY ISSUES

A high-level look at recent ACWA activity and initiatives.



## AGENDA ITEM VII-3.1

OCTOBER 2021

---

### Climate Resilience Package

Gov. Gavin Newsom on Sept. 23 signed legislation that appropriates more than \$15 billion in budget year 2021-'22 for climate resilience. The funding package includes 24 bills covering a wide range of areas of interest to ACWA member agencies, including water quality, drought resilience and wildfire prevention and forest health. A \$1.5 Billion Wildfire and Forest Resilience Package builds on a \$536 million early action package in April ahead of peak fire season, and an additional \$988 million in 2021-'22 will fund projects to reduce wildfire risk and improve the health of forests and wildlands. An ACWA [news release](#) distributed Sept. 23 includes further details on the funding allocations specifically related to water and wastewater issues and is available at [www.acwa.com/newsroom](http://www.acwa.com/newsroom).

#### STAFF CONTACT

**Adam Quiñonez**  
*Director of State Relations*  
[adamq@acwa.com](mailto:adamq@acwa.com)

**Cindy Tuck**  
*Deputy Executive Director for Government Relations*  
[cindy@acwa.com](mailto:cindy@acwa.com)

---

### COVID-19 Arrearages Funding

The State Water Resources Control Board on Sept. 21 adopted the "California Water and Wastewater Arrearage Payment Program Guidelines: Water Arrearages." The guidelines establish the regulatory requirements for the distribution of the \$985 million in COVID-19 relief funding for water arrearages. ACWA participated in the State Water Board's Sept. 9 workshop and Sept. 21 board meeting and submitted written comments on the draft guidelines Sept. 10 in consultation with ACWA's COVID-19 Relief Funding and LIRA Working Group. The comment letter is available at [www.acwa.com/resources](http://www.acwa.com/resources). The final guidelines are available at [waterboards.ca.gov/arrearage\\_payment\\_program](http://waterboards.ca.gov/arrearage_payment_program).

#### STAFF CONTACT

**Cindy Tuck**  
*Deputy Executive Director for Government Relations*  
[cindy@acwa.com](mailto:cindy@acwa.com)

**Adam Quiñonez**  
*Director of State Relations*  
[adamq@acwa.com](mailto:adamq@acwa.com)

---

### SB 323 (Water Rates)

ACWA-sponsored SB 323, which would provide additional legal protections for water and sewer rates, passed the Legislature on the final day of the first year of the Legislative Session and was signed by Gov. Gavin Newsom Sept. 23. The bill, authored by Sen. Anna Caballero (D-Salinas), creates a 120-day statute of limitations for water and sewer rates, which can often be the subject of Proposition 218-related lawsuits. Nearly 100 organizations joined an ACWA-led coalition in support of the bill as it moved through the Legislature. Throughout the process, SB 323 received broad bi-partisan support.

#### STAFF CONTACT

**Kristopher Anderson**  
*Legislative Advocate*  
[krisa@acwa.com](mailto:krisa@acwa.com)

---

### State Water Board Drought Update

The State Water Board continues to monitor Californians' progress toward achievement of the Governor's call for a voluntary 15 percent reduction in water use. The State Water Board is expected to report on August 2021 data at its Oct. 19 Board Meeting. ACWA continues to work with members to highlight how seriously water agencies take the voluntary reduction and the comprehensive actions they have been taking for immediate and long-term water resilience. Examples of local water agency efforts can be found at [www.acwa.com/drought](http://www.acwa.com/drought), and a summary of water agency drought responses, including voluntary and mandatory conservation orders, is available at [www.acwa.com/drought-response](http://www.acwa.com/drought-response).

#### STAFF CONTACT

**Chelsea Haines**  
*Regulatory Relations Manager*  
[chelseah@acwa.com](mailto:chelseah@acwa.com)



## Save Our Water Toolkit

The statewide Save Our Water campaign, in partnership with ACWA, has created a number of customizable communications tools for water agencies to help their customers reduce water usage inside and outside the home. ACWA member agencies are encouraged to utilize Save Our Water's new toolkit items to help customers reduce water use and meet the 15% goal at a minimum, understanding that many water agencies have higher conservation goals, mandates and water use restrictions in place. The toolkit includes press materials, social media posts and graphics, radio ads and more. ACWA members can download the toolkit at [www.acwa.com/resources](http://www.acwa.com/resources).

### STAFF CONTACT

**Heather Engel**  
Director of  
Communications  
[heathere@acwa.com](mailto:heathere@acwa.com)

## Federal Water Infrastructure Funding

In August, the Infrastructure Investment and Jobs Act passed the U.S. Senate 69-30. The House is still in the process of advancing the bill to the floor for final consideration, and a vote in late October is anticipated. Both the House and Senate are now focused on creation of a separate human-infrastructure bill, through a process called "budget reconciliation." The top-line number of the budget reconciliation package is still in flux and will supplement the physical-infrastructure package. Opportunities may arise to fill gaps in funding in the Infrastructure Investment and Jobs Act through the reconciliation track, specifically for water or wildfire. ACWA staff continue to track developments on the reconciliation process and the accompanying infrastructure legislation for which ACWA has advocated.

### STAFF CONTACT

**David Reynolds**  
Director of Federal  
Relations  
[davidr@acwa.com](mailto:davidr@acwa.com)

## Safe and Affordable Drinking Water

The State Water Board will consider adoption of the FY 2021-'22 Fund Expenditure Plan for the Safe and Affordable Drinking Water Fund at its Oct. 19 meeting. ACWA and the California Municipal Utilities Association recently submitted a joint comment letter recommending that the State Water Board prioritize known failing community water systems over at-risk systems in order to protect public health. The full comment letter is available at [www.acwa.com/resources](http://www.acwa.com/resources). The [final draft funding plan](#) is available at [www.waterboards.ca.gov](http://www.waterboards.ca.gov).

### STAFF CONTACT

**Ivy Brittain**  
Senior Regulatory  
Advocate  
[ivyb@acwa.com](mailto:ivyb@acwa.com)

## Forest Health Funding

ACWA sent a letter Sept. 30 to Congressional leaders encouraging them to maintain bold forest health funding in the ongoing discussion of reconciliation provisions. The letter states that this \$40 billion investment is critical for ecosystem health, protecting access to public lands, and the safety of people living near federal forests. This is the second letter ACWA has sent supporting additional funding through the budget reconciliation process. Both letters are available at [www.acwa.com/resources](http://www.acwa.com/resources).

### STAFF CONTACT

**Jay Tanner**  
Federal Relations  
Specialist  
[jayt@acwa.com](mailto:jayt@acwa.com)

## Suspension of Water Service Shutoffs

Gov. Gavin Newsom signed SB 155, an omnibus budget trailer bill that includes several provisions, including an extension of the prohibition of water service shutoffs until Dec. 31, 2021. Newsom issued an Executive Order on March 4, 2020, that suspended the authority of urban and community water systems to discontinue residential water service. The action was in response to the then-emerging COVID-19 crisis. The original order explicitly stated that it did not eliminate the obligation of water customers to pay for water service, prevent a water system from charging a customer for such service, or reduce the amount a customer already may owe to a water system. The new law for implementation of the COVID-19 arrearage funding, AB 148, also includes provisions that restrict shutoffs in connection to payment plans. Governor Newsom signed SB 155 after he signed AB 148.

### STAFF CONTACT

**Cindy Tuck**  
Deputy Executive  
Director for  
Government Relations  
[cindyt@acwa.com](mailto:cindyt@acwa.com)

**Adam Quiñonez**  
Director of State  
Relations  
[adamq@acwa.com](mailto:adamq@acwa.com)

## Water Management Updates

The State Water Board is accepting comments on Reporting Year 2021 Electronic Annual Report proposed changes through Oct. 15. The State Water Board is proposing new questions on water conservation and customer charges, income and affordability. ACWA is preparing comments that support more feasible and accurate reporting of water conservation expenditures.

ACWA also recently submitted comments to the Department of Water Resources on preliminary material presented for a recommended outdoor residential water use efficiency standard. DWR has not formally released a draft recommendation but presented a preliminary proposal on June 21 and Aug. 21. ACWA has concerns that DWR's preliminary proposal may not be feasible and could adversely affect healthy landscapes. DWR is expected to provide a recommendation to the State Water Board on an outdoor standard soon and have it finalized by the end of this year. ACWA's comment letter is available at [www.acwa.com/resources](http://www.acwa.com/resources).

### STAFF CONTACT

**Chelsea Haines**  
Regulatory Relations  
Manager  
[chelseah@acwa.com](mailto:chelseah@acwa.com)

---

## Groundwater Update

The Department of Water Resources, in coordination with the State Water Board, released the "Draft Groundwater Management and Drinking Water Well Principles and Strategies." ACWA submitted comments on the draft Oct. 6. The final principles and strategies are expected to be released this year. The full comment letter is available at [www.acwa.com/resources](http://www.acwa.com/resources).

### STAFF CONTACT

**Soren Nelson**  
Regulatory Advocate  
[sorenn@acwa.com](mailto:sorenn@acwa.com)

---

## PFAS Update

The California Office of Environmental Health Hazard Assessment (OEHHA) recently released the draft Public Health Goals (PHG) for PFAS. The PHG establishes estimates of the levels of contaminants in drinking water that would pose no significant health risk to individuals consuming the water on a daily basis over a lifetime and are a key element in the development of a state drinking water standard (i.e., a Maximum Contaminant Level). OEHHA is proposing a PHG of .007 ng/L for PFOA and 1.0 ng/L for PFOS. The draft PHG and subsequent development of a Maximum Contaminant Level for PFAS could have significant economic, affordability, and public disclosure implications for public water systems. ACWA, in coordination with its PFAS Working Group, will submit comments by Oct. 28.

### STAFF CONTACT

**Nick Blair**  
Regulatory Advocate  
[nickb@acwa.com](mailto:nickb@acwa.com)

---

## Clean Fleet Rule

On Sept. 21, ACWA submitted a comment letter to the California Air Resources Board (CARB) on its draft Advanced Clean Fleets Rule Public Fleets Requirements. ACWA's comments focus on issues specific to water and wastewater agencies and the need to ensure safe and reliable water for public health and safety. CARB anticipates that it will release a revised Draft this year and adopt the final Rule in fall of 2022. The full [comment letter](#) is available at [www.acwa.com/resources](http://www.acwa.com/resources).

### STAFF CONTACT

**Nick Blair**  
Regulatory Advocate  
[nickb@acwa.com](mailto:nickb@acwa.com)

---

## Upcoming Event - Visit [www.acwa.com/events](http://www.acwa.com/events) for more

- 2021 ACWA CLE Virtual Workshop Series - **Oct. 20 and 27**
- 2021 ACWA Fall Conference & Exhibition - **Nov. 30 - Dec. 2**

**Finance Committee Meeting Minutes  
San Juan Water District  
October 26, 2021  
4:00 p.m.**

**Committee Members:** Ted Costa, Director (Chair)  
Marty Hanneman, Director

**District Staff:** Paul Helliker, General Manager  
Donna Silva, Finance Director  
Adam Larsen, Field Services Manager  
Teri Grant, Board Secretary/Administrative Assistant

1. **Review General Manager Reimbursements (W & R)**  
There was no reimbursement request from the General Manager.
2. **Review Check Register from September 2021 (W & R)**  
The committee reviewed the September 2021 check register and found it to be in order.
3. **Review Legal Bills (W & R)**  
The committee reviewed the August legal bills.
4. **Hydrant and Valve Maintenance FY 21/22 (R)**  
Mr. Larsen provided a written staff report which will be attached to the meeting minutes. He reported that this contract is for the annual general maintenance of the hydrants and valves in the service area. Staff recommends Wachs Water Services as best suited for the completion of this project because of their technical qualifications and proposed cost for service.  
  
*The Finance Committee recommends that the Board award a professional services contract to Wachs Water Services (WWS) for professional services related to the inspection and maintenance of the District's hydrants and valves for the fiscal year 21/22*
5. **Other Finance Matters (W & R)**  
There were no other items discussed.
6. **Public Comment**  
There were no public comments.

The meeting was adjourned at 4:10 p.m.

# AGENDA ITEM III-3

## STAFF REPORT

---

To: Board of Directors  
From: Adam Larsen, Field Services Manager  
Date: October 27, 2021  
Subject: Hydrant and Valve Maintenance FY 21/22

---

### RECOMMENDED ACTION

Staff requests consideration of a motion to award a professional services contract to Wachs Water Services (WWS) for professional services related to the inspection and maintenance of the District's hydrants and valves for the fiscal year 21/22, in the amount of \$133,715 plus a 10% contingency, for a total authorized amount of \$147,086. The staff recommendation will be reviewed by the Finance Committee on October 26, 2021.

### BACKGROUND

On September 22, 2021, the District requested proposals for professional services to complete the hydrant and valve maintenance for fiscal year 21/22. This project involves the inspection and maintenance of approximately 328 hydrants and their isolation valves, as well as 659 mainline valves in the District's distribution system.

Proposals were received on October 8, 2021, from the following two (2) firms:

- Flowline Contractors, Inc.
- Wachs Water Services

Each proposal submitted included a Technical Proposal and a Cost Proposal. The Technical Proposal was evaluated based on project understanding, work plan, experience and qualifications, and other project-specific criteria. Based on review of the proposals, WWS was the top technical proposal.

Subsequent to the technical ranking, the cost proposals were reviewed. The following table summarizes the proposed costs from each company.

Consultant	Professional Services
Wachs Water Services	\$133,715
Flowline Contractors, Inc.	\$543,706

Because of WWS's technical qualifications and proposed cost for service, WWS is the best suited for the completion of this project.

### FINANCIAL CONSIDERATIONS

This maintenance project is included FY 21/22 Budget. Project costs are 100% Retail.