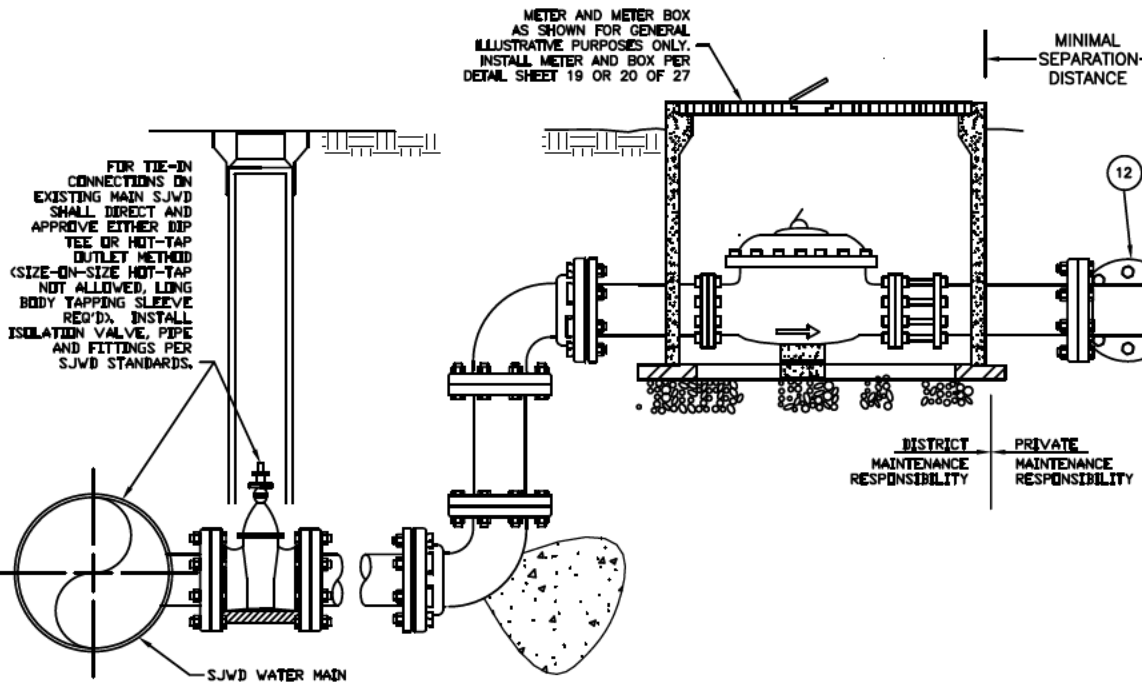
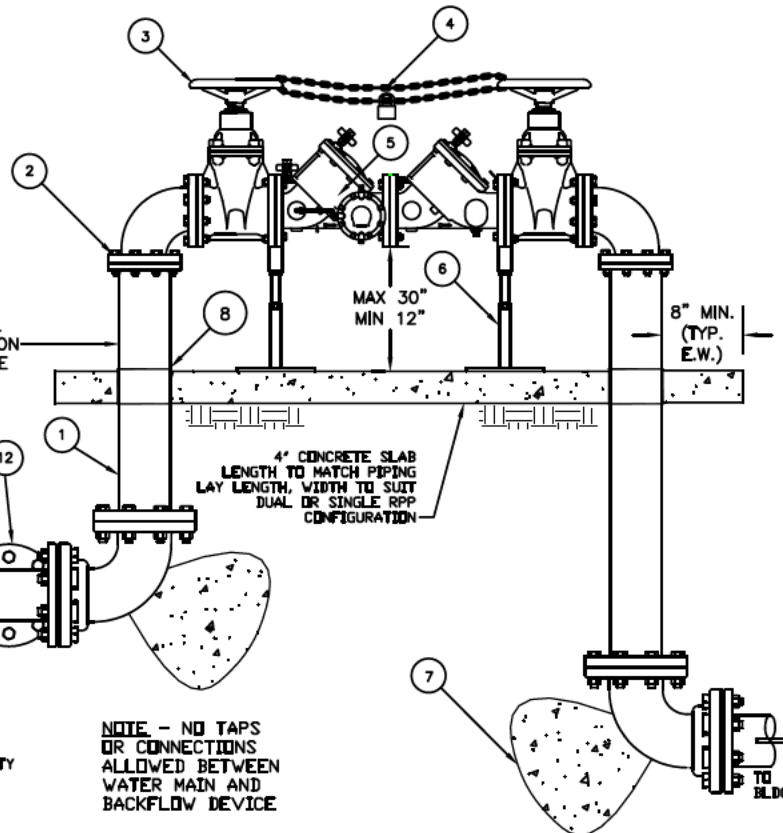
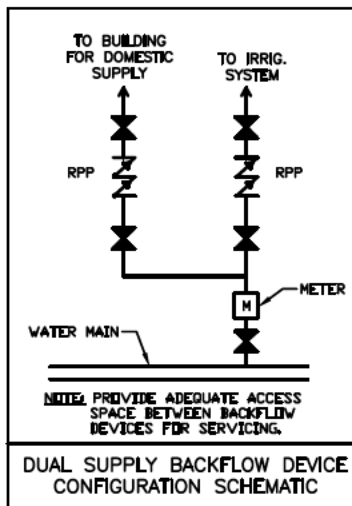


NOTES:

1. ALL PIPING SHALL BE PRESSURE CLASS CL-350 DIP UNLESS OTHERWISE DISTRICT DIRECTED. POLY-WRAP PER AWWA C105.
2. FITTINGS SHALL BE FLG x FLG OR FLG x MJ MECHANICALLY RESTRAINED (EBAA MEGALUG, OR APPROVED EQUAL).
3. RESILIENT SEATED AWWA CS09 GATE VALVES.
4. MIN. OF 3/8" NON-CASE HARDENED CHAIN W/LOCK BETWEEN VALVES.
5. RPP BACKFLOW PREVENTION DEVICE (WILKINS MODEL 975, FEBCO 825YD, OR DISTRICT APPROVED EQUIVALENT).
6. PIPE SUPPORTS (PHD MANUFACTURING 875 WITH 871 STAND, PLACER WATERWORKS SDL-S SADDLE WITH STAND, OR DISTRICT APPROVED EQUIVALENT). INSTALL ANCHORS PER MANUFACTURER'S RECOMMENDATIONS.
7. THRUST BLOCKS PER DISTRICT REQUIREMENTS (SEE SHEET 12).
8. INSTALL SCH 80 OR C900 PVC SLEEVE TO PROVIDE 1/4" ANNULAR GAP AT ALL PIPE PENETRATIONS THROUGH SLAB.
9. ANY DEVIATION FROM DESIGN SHALL BE APPROVED IN WRITING BY DISTRICT PRIOR TO CONSTRUCTION.
10. INSULATE ALL ABOVE GROUND PIPING WITH FREEZE PROTECTION BLANKET (WEATHERGUARD "WG", TCHRISTY "BFSC", OR EQUAL).
11. BACKFLOW TESTING BY A SAN JUAN WATER DISTRICT CERTIFIED TESTER IS REQUIRED AT TIME OF WATER SERVICE ACTIVATION (TURN ON), AND ANNUALLY THEREAFTER.
12. IF DUAL SUPPLY NEEDED THEN INSTALL TEE (AND OTHER REQ'D PIPING) WITH PROPER THRUST BLOCK PER SHEET 13 OF 27.



NOTE - THIS DETAIL IS FOR INSTALLATIONS WHERE WATER SUPPLY WILL NORMALLY HAVE FLOW (NOT A "STANDBY" TYPE CONNECTION). FOR FIRE AND OTHER "STANDBY" SERVICE CONNECTIONS REFERENCE DETAIL SHT 23 AND SHT 25. FOR RESIDENTIAL FIRE SERVICE INSTALLATIONS REFERENCE SHT 4.

NO	DATE	REVISIONS	APP	BY



BACKFLOW PREVENTION DEVICE WITH METER (2-1/2" OR LARGER)

SAN JUAN WATER DISTRICT

APPROVED FOR SJWD:			
ROB WATSON, P.E. - ENGINEERING SERVICES MANAGER			
SCALE:	PRINT DATE:	DETAIL NO:	
NTS	09/13/10	SHT 22 OF 27	