

SAN JUAN WATER DISTRICT

Board of Director's Special Board Meeting Minutes
August 3, 2022 – 6:00 p.m.

BOARD OF DIRECTORS

Ken Miller	President
Dan Rich	Vice President
Ted Costa	Director
Pam Tobin	Director
Manuel Zamorano	Director

SAN JUAN WATER DISTRICT MANAGEMENT AND STAFF

Paul Helliker	General Manager
Donna Silva	Director of Finance
Andrew Pierson	Director of Engineering Services
Devon Barrett	Customer Service Manager
Adam Larsen	Field Services Manager
Greg Zlotnick	Water Resources Manager
Greg Turner	Water Treatment Plant Manager
Teri Grant	Board Secretary/Administrative Assistant
Ryan Jones	General Counsel
Elizabeth Ewens	Water Counsel

OTHER ATTENDEES

Mitchell Dion	Customer
Aaron Davis	SJWD Employee
Mike Heasley	SJWD Employee
Jed Thorne	SJWD Employee
JF	
Mark H	

AGENDA ITEMS

- I. Roll Call**
- II. Public Forum and Comments**
- III. Consent Calendar**
- IV. Public Hearing**
- V. Old Business**
- VI. New Business**
- VII. Information Items**
- VIII. Directors' Reports**
- IX. Committee Meetings**
- X. Upcoming Events**
- XI. Closed Session**
- XII. Open Session**
- XIII. Adjourn**

President Miller called the meeting to order at 6:00 p.m.

I. ROLL CALL

The Board Secretary took a roll call of the Board. The following directors were present: Ted Costa, Ken Miller, Dan Rich, Pam Tobin and Manuel Zamorano.

II. PUBLIC FORUM

There were no public comments.

III. CONSENT CALENDAR

All items under the consent calendar are considered to be routine and are approved by one motion. There will be no separate discussion of these items unless a member of the Board, audience, or staff request a specific item removed after the motion to approve the Consent Calendar.

Director Costa requested that Consent Calendar item 5 be removed for discussion. Director Tobin requested that Consent Calendar item 1 be removed for discussion. Director Rich requested that Consent Calendar item 3 be removed for discussion. President Miller agreed and requested a motion for items 2 and 4.

1. Minutes of the Board of Directors Meeting, June 22, 2022 (W & R)

Recommendation: Approve draft minutes

2. Treasurer's Report – Quarter Ending June 30, 2022 (W & R)

Recommendation: Receive and file

3. Air Release Valve Replacement Program (R)

Recommendation: For authorization and approval to award a Professional Services Contract to Bennett Engineering Services, Inc. for design services for the Air Release Valve Replacement Program

4. Hydrant Meter Deposit Increase (R)

Recommendation: Authorize staff to increase the deposit required for a hydrant meter rental

5. Public Outreach Contract (W & R)

Recommendation: Approve Public Outreach contract with Lucy & Company for FY 2022-23

Director Tobin moved to approve the Consent Calendar items 2 and 4. Director Rich seconded the motion and it carried unanimously.

Director Tobin addressed Consent Calendar item 1 and would like to amend the minutes to reflect that under VIII-2 Finance Committee she commented that the bills were over \$650,000.

Director Tobin moved to approve the Consent Calendar item 1 with the amendment to reflect changing “close to \$600,000” to “over \$650,000”. Director Rich seconded the motion and it carried unanimously.

Director Rich addressed Consent Calendar item 3 and requested clarification on the need for \$150,000 of design work on the Air Release Valve Replacement Program. Mr. Pierson explained that there are approximately 850 ARVs that need to be relocated and the design work is to address each of these, which requires more design work than just a standard service replacement. In response to Director Rich’s question, Mr. Pierson informed the Board that the consultant will help put a bid package together for the actual contractor work.

Director Rich moved to approve the Consent Calendar item 3. Director Tobin seconded the motion and it carried unanimously.

Director Costa addressed Consent Calendar item 5 and expressed concern that the Public Outreach contract is the same every year and there are no changes made after completing customer surveys. He would like the Public Information Committee to review the District’s public outreach.

Director Costa moved to approve the Consent Calendar item 5. Director Tobin seconded the motion.

Director Tobin informed the Board that ACWA has created some new public outreach material which includes a new website – www.quenchca.com. The information is directed towards increasing public awareness on water.

The motion carried unanimously.

IV. PUBLIC HEARING

1. FY 2022-23 Wholesale and Retail Budget (W & R)

President Miller opened the Public Hearing at 6:15 p.m.

The Public Hearing was duly posted and published. There were no formal written comments received.

Ms. Silva reviewed the summary of the four District funds and reported that the wholesale and retail operations funds are able to make transfers out to their respective capital reserves. She reviewed the changes made to the proposed FY 2022-23 wholesale and retail budget since the Board last reviewed it at the June 22nd workshop. These changes were provided in a staff report and will be attached to the meeting minutes.

Ms. Silva reviewed the COLA information and informed the Board that, subsequent to the Board’s last meeting, the Elk Grove Water District approved the 7.2% COLA. She explained that this would make the average COLA of the comparator agencies,

that have posted COLAs, 4.3% as mentioned at the last Board meeting. In addition, she explained that awarding a COLA of 4.3% would maintain the District market position based on information known at this time. She explained that there are eight agencies that have not publicized their upcoming COLAs and the Board did agree to revisit the COLA within six months.

Director Tobin presented several comments/questions which included revisiting the budget to tie it in when the Strategic Plan is updated, reviewing the liability insurance increase of 55%, inquiring about the need to have rate increases when revenue has increased over projections, looking into healthcare through JPIA, and explaining what professional services are covered under that title in the budget. Ms. Silva addressed her questions and explained that rate increases are driven by the financial plan which is in turn driven by the master plan. Ms. Silva explained that the Board has expressed a desire to do as many projects as possible on a pay as you go basis. Therefore, rate increases are needed to pay for the Capital Improvement Program over time so that the District can build up reserves, and in turn it will cost rate payers less in the long run by paying for capital projects without incurring interest on debt.

In response to Director Costa's question, Legal Counsel Jones confirmed that the budget can be revisited should the SRF funding fall through and the District has to proceed with a bond at a higher interest rate.

Mr. Mitch Dion addressed the Board and commented that the sound is not very good and suggested that the District invest to improve the quality for remote attendees instead of improving the District's image with an outside consultant.

President Miller closed the Public Hearing at 6:40 p.m.

Director Rich moved to adopt Resolution No. 22-14 adopting the FY 2022-2023 Budget with a 3.8% COLA. Director Costa seconded the motion.

Director Tobin made a substitute motion to adopt Resolution No. 22-14 adopting the FY 2022-2023 Budget with a 4.3% COLA. There was no second so the motion failed.

The Board discussed the COLA data.

The initial motion carried with 4 Ayes and 1 No vote (Tobin)

President Miller reminded the Board that the minutes of the last Board meeting stated that "The Board discussed the COLA options and the consensus was to incorporate a 3.8% COLA in the budget then revisit the COLA within six months." Director Zamorano commented that when he suggested that the COLA be revisited that the

Board review the state of the economy and inflation rates and address any additional COLA at that time.

V. OLD BUSINESS

1. 2022 Hydrology and Operations Update (W & R)

GM Helliker informed the Board that the Sacramento Valley is at 41.3 inches of precipitation for this water year which is 79% of average for our region. He reviewed data on Folsom Reservoir, which included the current storage level at 94% of historical average, data on releases, temperature information and storage projections. In addition, he reviewed data on El Nino/La Nina years, PCWA storage levels, and SMUD storage levels.

GM Helliker reviewed the State Water Board's data on the progress towards the Governor's 15% voluntary conservation request. He reviewed a chart that showed conservation targets in the region from agencies taking water from the American and Sacramento rivers. In addition, he reviewed the watering restrictions of the agencies as well and informed the Board that the District is at a 3 day per week watering restriction similar to Roseville, FOWD and CHWD along with a 20% conservation request.

2. Resolution of Intention to Issue Bonds to Finance the Hinkle Reservoir Rehabilitation Project (W & R)

Ms. Silva provided a written report which combines Agenda Items V-2 and V-3, a copy will be attached to the meeting minutes.

Director Costa moved to adopt Resolution 22-15 declaring intention to reimburse expenditures relating to its proposed Hinkle Reservoir Project from the proceeds of tax-exempt obligations and to adopt Resolution 22-16 declaring intention to reimburse expenditures relating to its proposed Eureka Road Transmission Pipeline Replacement Project from the proceeds of tax-exempt obligations. Director Rich seconded the motion and it carried unanimously.

3. Resolution of Intention to Issue Bonds to Finance the Eureka Road Pipeline Replacement Project (W & R)

This agenda item was covered under Agenda Item V-2

4. FY 2021-22 Operations Plan Report Card (W & R)

GM Helliker reviewed the 4th quarter progress on the FY 2021-22 Operations Plan Report Card. He informed the Board that staff met most of the goals. In response to Director Rich's question, GM Helliker informed the Board that the space planning for the District offices is scheduled about seven years out in the financial plan.

VI. NEW BUSINESS

1. FY 2022-23 Operations Plan (W & R)

GM Helliker reviewed the FY 2022-23 Operations Plan, which will be attached to the Board minutes. He explained that the Operations Plan shows some of the larger or

more significant items to track for the current year, such as the Warren Act contract renewal. In addition, he mentioned that a direct mailer should be received in the next week or so. He commented that the Board could add funds for a customer survey to the communications budget this year or plan for it in the following year. He mentioned that the plan also includes updating the Strategic Plan.

VII. INFORMATION ITEMS

1. GENERAL MANAGER'S REPORT

1.1 General Manager's Monthly Report (W & R)

GM Helliker provided the Board with a written report for June which will be attached to the meeting minutes.

1.2 Miscellaneous District Issues and Correspondence

GM Helliker informed the Board that the water transfer began on July 1, 2022, which will transfer up to 4,000 AF of water at \$800 per acre foot.

In response to Director Costa's question, GM Helliker informed the Board that the transfer of property from Reclamation to the District of the land that affects the Hinkle Reservoir Replacement Project is at the signatory stage and he expects the documents to be signed soon.

2. DIRECTOR OF FINANCE'S REPORT

2.1 Miscellaneous District Issues and Correspondence

No report.

3. DIRECTOR OF OPERATIONS' REPORT

3.1 Miscellaneous District Issues and Correspondence

No report.

4. DIRECTOR OF ENGINEERING SERVICES' REPORT

4.1 Miscellaneous District Issues and Correspondence

Mr. Pierson reported that staff is continuing to review submittals from the contractor for the Hinkle Reservoir Replacement Project. In addition, he was informed that all of the material for the project will be shipped to Texas for fabrication of each panel by September 19th. He expects to turn the reservoir over to the contractor no later than November 29th.

5. LEGAL COUNSEL'S REPORT

5.1 Legal Matters

No report.

VIII. DIRECTORS' REPORTS

1. SACRAMENTO GROUNDWATER AUTHORITY (SGA)

No report.

2. REGIONAL WATER AUTHORITY (RWA)

Director Rich reported that Mr. Greg Zlotnick was assigned to the ad hoc committee that will be leading an effort to assess the Executive Committee.

3. ASSOCIATION OF CALIFORNIA WATER AGENCIES (ACWA)

3.1 ACWA - Pam Tobin

Director Tobin handed out a written report which will be attached to the Board minutes. She reviewed the information regarding the Meeting with the Governor and the DC Conference. In addition, she informed the Board that the ACWA Priority updates are included in the report.

3.2 Joint Powers Insurance Authority (JPIA) - Pam Tobin

Director Tobin reported that JPIA Board President Jerry Gladbach passed away July 13, 2022. In addition, she reviewed her written report which included information on Property and Cyber Liability and the Cyber Program – Coverage Renewal.

3.3 Energy Committee - Ted Costa

Director Costa reported that the Energy Committee met but he was unable to attend.

4. CVP WATER USERS ASSOCIATION

Director Costa reported that the next meeting is August 16th.

5. OTHER REPORTS, CORRESPONDENCE, COMMENTS, IDEAS AND SUGGESTIONS

Director Tobin inquired if the Legal Fees were going to be discussed in Closed Session since the General Manager emailed the Excel spreadsheet and at the last meeting it was supposed to be added to this meeting's agenda. Since it is not a Closed Session item, Director Tobin stated that she reviewed the spreadsheet and it showed that the BKS invoices totaled roughly \$240,000 and to date the District has spent close to \$347,652 for General Counsel and close to \$638,000 for Water Counsel. A copy of the spreadsheet that was emailed to the Board will be attached to the meeting minutes.

Director Costa commented that he reviewed the spreadsheet too and he did not come close to the \$600,000 figure that Director Tobin came up with. GM Helliker shared the spreadsheet on the monitor that he emailed to the Board and reviewed the data. He commented that the Water Counsel (Stoel Rives) total invoices for FY 2021-22 was \$284,000. Director Tobin stated that the spreadsheet that GM Helliker was showing on the screen was not the same one that she was emailed.. GM Helliker informed the Board that General Counsel invoiced totaled \$63,469; therefore, the total for FY21-22 for all legal bills was \$347,652, as compared to FY20-21 with BKS invoices totaling \$245,000. GM Helliker informed the Board that additional work was completed by Stoel Rives on the different litigation that the District is involved in, which increased the cost to the District.

IX. COMMITTEE MEETINGS

1. Finance Committee – July 26, 2022

The committee meeting minutes will be attached to the original board minutes.

2. Public Information Committee – August 2, 2022

The committee meeting minutes will be attached to the original board minutes.

X. UPCOMING EVENTS

1. 2022 ACWA Fall Conference

November 29 - December 2, 2022
Indian Wells, CA

At 7:38 p.m., President Miller announced that the Board was adjourning to Closed Session.

XI. CLOSED SESSION

1. **Conference with legal counsel** – existing litigation (Government Code §54956.9(d)(1), (d)(4)) - *California Natural Resources Agency v. Raimondo*, Eastern District of California case no. 1:20-cv-00426 and *Pacific Coast Fed'n of Fishermen's Assn. v. Raimondo*, Eastern District of California case no. 1:20-cv-00430.
2. **Conference with legal counsel** – existing litigation (Government Code §54956.9(d)(1), (d)(4)) - *Center for Biological Diversity, et al. v. U.S. Bureau of Reclamation*, Eastern District of California case no. 1:20-cv-00706.
3. **Conference with legal counsel** – anticipated litigation; Government Code sections 54954.5(c) and 54956.9(d)(4); potential for litigation involving the State Water Resources Control Board's proceedings related to the California Delta Conveyance project and the Bay-Delta Water Quality Control Plan update; Government Code sections 54954.5(c) and 54956.9(a).

XII. OPEN SESSION

There was no reportable action.

XIII. ADJOURN

The meeting was adjourned at 8:17 p.m.

ATTEST:

KENNETH MILLER, President
Board of Directors
San Juan Water District

TERI GRANT, Board Secretary

STAFF REPORT

To: Board of Directors
 From: Donna Silva, Director of Finance
 Date: August 3, 2022
 Subject: Treasurer’s Report – Quarter Ending June 30, 2022

RECOMMENDED ACTION

This report is for information only and will be filed with the meeting minutes.

BACKGROUND

The purpose of the treasurer’s report is to update the Board and the public on the status of the District’s cash balances and investments, and highlight material changes from one period to another. The scope of this report covers the fourth quarter of fiscal year 2021-2022, ending June 30, 2022.

The District’s investment objectives are established by the Board approved Investment Policy. The Investment Policy is guided and constrained by the California Government Code. The Board periodically reviews and adjusts the Investment Policy to ensure ongoing compliance with the government code and to maximize investment flexibility as permitted. The current Investment Policy has the following objectives for the portfolio:

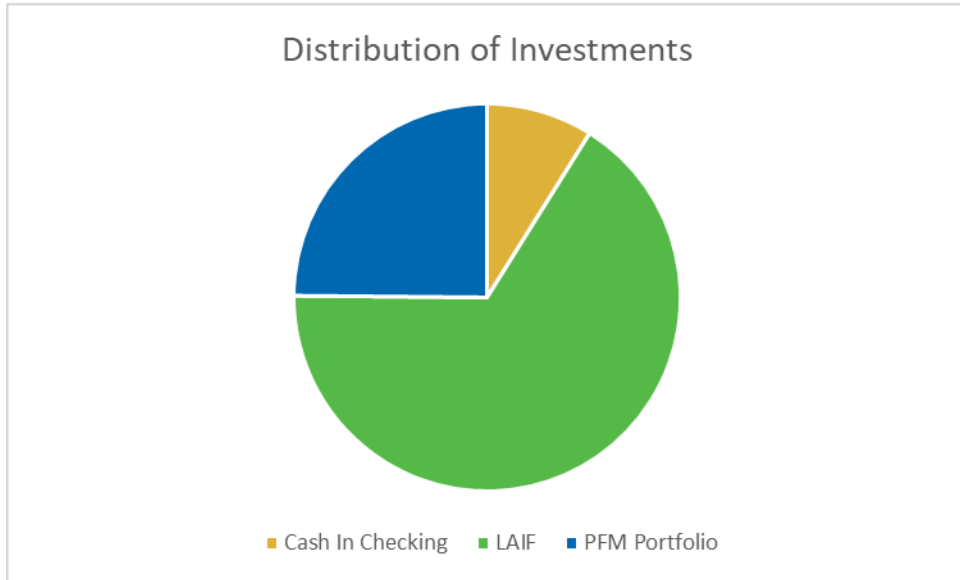
- 1. Safety
- 2. Liquidity
- 3. Yield

Attached is the quarterly Treasurer’s Report for the three months ended June 30, 2022.

At March 31, 2021, the end of the previous quarter, the value of the District’s total portfolio was \$34.88 million. Since that time, the value of the District’s portfolio increased by \$3.4 million for an ending balance of \$38.3 million as of June 30, 2022. Cash and short-term investments increased by \$2.86 million. Medium term investments increased by \$793,991 and long-term investments decreased by \$244,930.

The funds are currently held as follows:

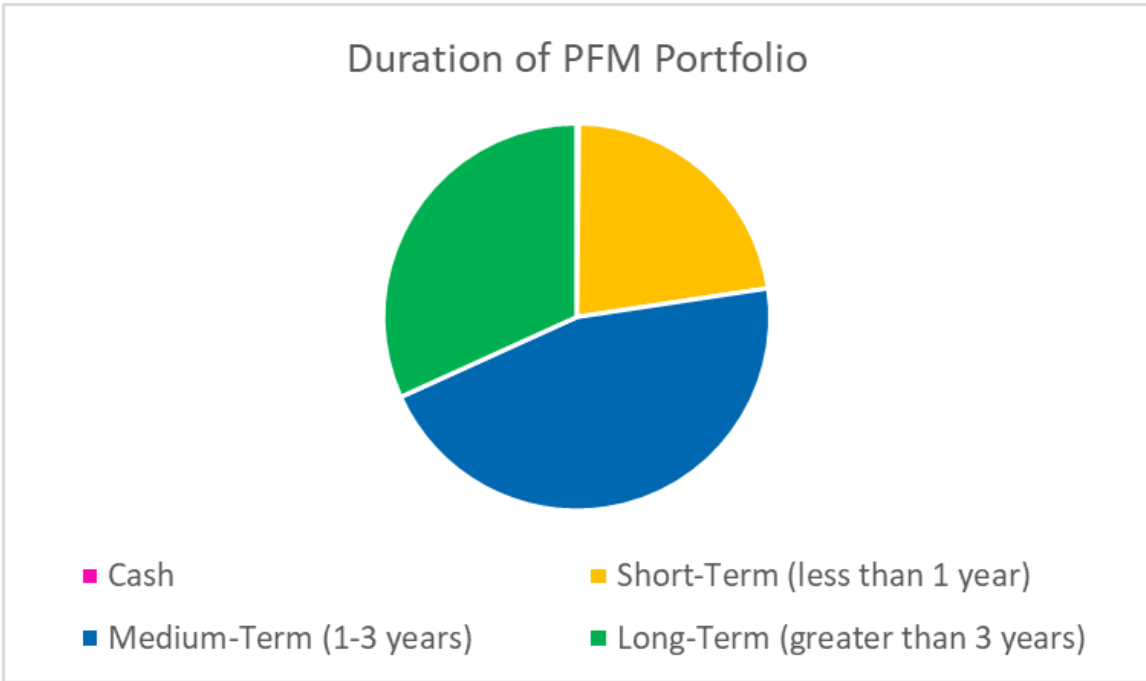
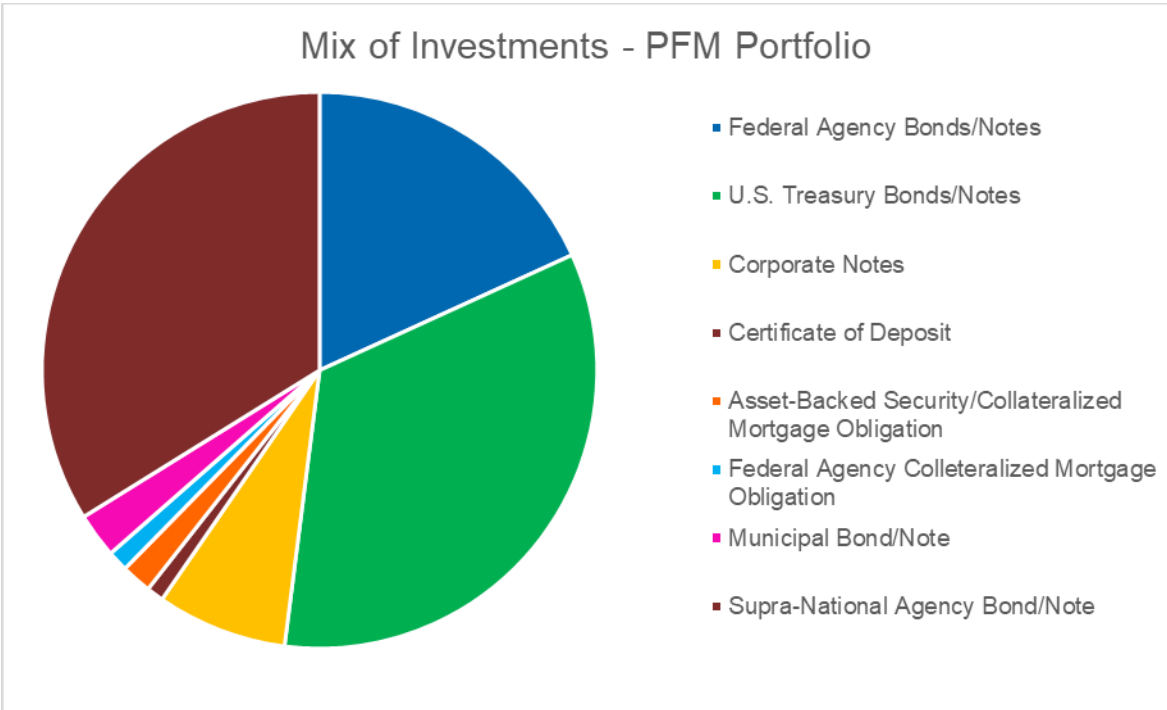
Cash at Banking Institutions	\$ 3,409,517
Local Agency Investment Fund (LAIF)	25,367,228
PFM Managed Investment Portfolio	<u>9,519,716</u>
	<u>\$ 38,296,461</u>



The overall portfolio is diversified with 25% invested in marketable securities (PFM Portfolio), 66% invested in short-term investments that are considered liquid (LAIF) and 9% on deposit with US Bank. Staff, in conjunction with your financial advisors, periodically review the mix of liquid and long-term investments and adjusts the portfolio according to the market conditions and the District's short term cash needs. During this quarter the District was able to transfer \$2.4 million out of the checking account into LAIF.

All securities held are in conformance with those permitted by the District's Investment Policy. There are sufficient funds to meet the District's expenditure requirements for the next six months.

The mix and duration of investments are displayed in the following charts:



US inflation hit a four-decade high in June. The Fed is focused on reducing inflation in 2022, by increasing interest rates. In response to rising interest rates, yields on short and mid-term investments increased. However, higher interest rates mean new investments will produce more investment income for the District.

The portfolio is still performing well, relative to the benchmark and continues to outperform the benchmark (Bank of America Merrill Lynch “BAML” 0-5 year Treasury Index) on an historical basis.

Total Returns – period ending June 30, 2022

	Duration (years)	Quarter Ending 6/30/2022	Past Year	Since Inception
San Juan Water District	1.99	-.63%	-3.56 %	1.26%
BAML 0-5 Year Treasury Index	2.03	-.65%	-3.68%	.99%

**San Juan Water District
Treasurer's Report
June 30, 2022**

	Yield %	Par Value	Cost	Current Market Value	Maturity Date
CASH & DEMAND DEPOSITS - US Bank:	na	3,409,517.41	3,409,517.41	3,409,517.41	na
LOCAL AGENCY INVESTMENT FUND (LAIF)	0.365%	25,367,228.17	25,367,228.17	25,367,228.17	na
PFM MONEY MARKET ACCOUNT	na	17,479.03	17,479.03	17,479.03	na
LONG-TERM INVESTMENTS (PFM Investment Portfolio):					
<i>U.S. Treasury Bonds/Notes:</i>					
US Treasury Notes	1.74%	250,000.00	253,095.70	250,078.13	7/31/2022
US Treasury Notes	0.33%	125,000.00	125,991.21	124,941.40	9/15/2022
US Treasury Notes	0.33%	320,000.00	322,575.00	319,350.02	10/15/2022
US Treasury Notes	1.04%	200,000.00	198,406.25	197,593.76	12/31/2022
US Treasury Notes	0.12%	565,000.00	565,044.14	558,202.37	12/31/2022
US Treasury Notes	2.44%	155,000.00	149,290.43	153,498.44	3/31/2023
US Treasury Notes	2.28%	95,000.00	90,977.34	93,292.97	7/31/2023
US Treasury Notes	2.44%	160,000.00	151,993.75	157,124.99	7/31/2023
US Treasury Notes	2.25%	45,000.00	46,183.01	44,943.75	9/30/2023
US Treasury Notes	2.52%	150,000.00	151,517.58	149,507.82	11/15/2023
US Treasury Notes	2.52%	155,000.00	152,226.95	153,183.59	11/30/2023
US Treasury Notes	2.56%	15,000.00	15,044.53	14,920.31	12/31/2023
US Treasury Notes	0.35%	34,000.00	35,751.80	33,670.63	2/29/2024
US Treasury Notes	0.34%	150,000.00	149,619.14	143,179.68	3/15/2024
US Treasury Notes	1.90%	125,000.00	125,566.41	122,792.98	4/30/2024
US Treasury Notes	1.78%	150,000.00	151,546.88	147,140.63	6/30/2024
US Treasury Notes	1.39%	15,000.00	15,525.59	14,735.16	7/31/2024
US Treasury Notes	0.33%	30,000.00	31,327.73	28,978.13	10/31/2024
US Treasury Notes	2.72%	190,000.00	181,954.69	181,153.13	1/15/2025
US Treasury Notes	0.64%	120,000.00	118,715.63	111,337.50	4/30/2025
US Treasury Notes	0.67%	145,000.00	142,564.45	132,425.77	9/30/2025
US Treasury Notes	0.78%	100,000.00	97,882.81	91,109.38	10/31/2025
US Treasury Notes	1.02%	175,000.00	170,515.63	159,824.21	11/30/2025
US Treasury Notes	0.77%	125,000.00	122,753.91	113,886.73	12/31/2025
US Treasury Notes	2.95%	250,000.00	227,343.75	227,265.63	1/31/2026
US Treasury Notes	3.19%	260,000.00	235,381.25	236,356.25	1/31/2026
US Treasury Notes	1.15%	310,000.00	301,644.53	282,487.50	2/28/2026
US Treasury N/B Notes	0.81%	85,000.00	84,731.05	77,761.72	5/31/2026
US Treasury N/B Notes	2.99%	135,000.00	123,725.39	123,503.92	5/31/2026
US Treasury N/B Notes	0.79%	200,000.00	199,562.50	182,968.76	5/31/2026
US Treasury N/B Notes	2.77%	135,000.00	124,300.20	123,292.96	9/30/2026
Subtotal		4,969,000.00	4,862,759.23	4,750,508.22	
<i>Supra-National Agency Bond/Note</i>					
Int'l Bk Recon & Develop Corp Notes	0.32%	75,000.00	74,838.75	72,222.45	11/24/2023
Inter-American Devel Bk Notes	0.52%	145,000.00	144,892.70	137,079.81	9/23/2024
Subtotal		220,000.00	219,731.45	209,302.26	

continued next page.....

...continued	Yield %	Par Value	Cost	Current Market Value	Maturity Date
<i>Municipal Bonds/Notes</i>					
CA ST Taxable GO Bonds	1.87%	100,000.00	102,001.00	98,988.00	10/1/2023
Mississippi St-A-Txbl Municipal Bonds	0.57%	100,000.00	100,000.00	93,236.00	11/1/2024
OR ST Dept Trans Txbl Rev Bonds	0.57%	70,000.00	70,000.00	65,725.80	11/15/2024
FL ST Board of Admin Txbl Rev Bonds	1.11%	20,000.00	20,141.40	18,746.00	7/1/2025
FL ST Board of Admin Txbl Rev Bonds	1.26%	55,000.00	55,000.00	51,551.50	7/1/2025
Los Angeles CCD, CA Taxable GO Bonds	0.77%	40,000.00	40,000.00	37,032.00	8/1/2025
Subtotal		385,000.00	387,142.40	365,279.30	
<i>Federal Agency Commercial Mortgage-Backed Security</i>					
FHLMC Series K721 A2	2.88%	13,727.25	13,844.14	13,703.63	8/1/2022
Fannie Mae - ACES	2.14%	55,331.99	58,020.76	55,069.25	3/1/2024
FHMS K043 A2	1.95%	100,000.00	102,557.57	99,546.93	12/1/2024
Subtotal		169,059.24	174,422.47	168,319.81	
<i>Federal Agency Bonds/Notes:</i>					
Federal Home Loan Bank Notes	1.44%	130,000.00	129,760.80	129,078.43	2/17/2023
Fannie Mae Notes	0.35%	145,000.00	144,563.55	141,754.76	5/22/2023
Freddie Mac Notes	0.35%	80,000.00	79,766.40	77,954.40	6/26/2023
Fannie Mae Notes	0.32%	135,000.00	134,709.75	131,376.06	7/10/2023
Freddie Mac Notes	0.28%	90,000.00	89,908.20	87,271.02	8/24/2023
Fannie Mae Notes	2.98%	260,000.00	258,770.20	259,742.86	9/12/2023
Fannie Mae Notes (Callable)	0.31%	125,000.00	124,987.50	120,511.63	11/16/2023
Fannie Mae Notes	0.20%	100,000.00	100,152.00	96,232.50	11/27/2023
Freddie Mac Notes	0.28%	45,000.00	44,955.45	43,275.60	12/4/2023
Federal Home Loan Bank Notes	2.72%	50,000.00	51,485.00	50,248.70	12/8/2023
Freddie Mac Notes	1.52%	250,000.00	249,807.50	240,093.00	2/12/2025
Federal Home Loan Bank Notes	0.60%	100,000.00	99,504.00	93,137.60	4/14/2025
Fannie Mae Notes	0.67%	125,000.00	124,742.50	116,645.50	4/22/2025
Fannie Mae Notes	0.61%	160,000.00	160,118.40	149,306.24	4/22/2025
Fannie Mae Notes	0.54%	145,000.00	144,699.85	134,258.40	6/17/2025
Freddie Mac Notes	0.48%	90,000.00	89,551.80	82,928.25	7/21/2025
Fannie Mae Notes	0.47%	100,000.00	99,532.00	91,911.10	8/25/2025
Fannie Mae Notes	0.49%	135,000.00	134,269.65	124,079.99	8/25/2025
Freddie Mac Notes	0.44%	140,000.00	139,578.60	128,490.60	9/23/2025
Freddie Mac Notes	0.47%	175,000.00	174,177.50	160,613.25	9/23/2025
Fannie Mae Notes	0.51%	105,000.00	104,960.10	96,377.61	11/7/2025
Subtotal		2,685,000.00	2,680,000.75	2,555,287.50	
<i>Corporate Notes:</i>					
Adobe Inc. Corp Note	1.75%	100,000.00	99,863.00	99,117.60	2/1/2023
Amazon.com Inc. Bonds	2.66%	100,000.00	99,037.00	99,691.80	2/22/2023

continued next page.....

...continued	Yield %	Par Value	Cost	Current Market Value	Maturity Date
American Honda Finance	1.96%	100,000.00	99,963.00	98,927.50	5/10/2023
Morgan Stanley Corp Notes	0.73%	10,000.00	10,000.00	9,751.48	4/5/2024
Morgan Stanley Corp Notes	0.69%	40,000.00	40,050.40	39,005.92	4/5/2024
Bank of America Corp Note	0.81%	75,000.00	75,000.00	71,529.23	10/24/2024
John Deere Capital Corp Corp Notes	2.17%	75,000.00	73,105.50	71,018.85	1/10/2025
Toyota Motor Credit Corp Corp Notes	1.58%	30,000.00	30,293.10	28,598.07	2/13/2025
Toyota Motor Credit Corp Corp Notes	1.58%	45,000.00	45,439.65	42,897.11	2/13/2025
Amazon.com Inc. Corp Notes	3.06%	50,000.00	49,565.70	49,565.70	4/13/2025
Citigroup Inc Corp (Callable) Notes	0.98%	25,000.00	25,000.00	23,414.35	5/1/2025
Citigroup Inc Corp (Callable) Notes	0.91%	25,000.00	25,066.25	23,414.35	5/1/2025
Goldman Sachs Group Inc. Corp Notes	0.94%	65,000.00	72,616.70	64,185.62	5/22/2025
JP Morgan Chase & Co. Corp Notes	0.77%	90,000.00	90,000.00	83,585.79	8/9/2025
Bristol-Myers Squibb Co Corporate Notes	0.98%	35,000.00	34,651.40	31,873.52	11/13/2025
Bank of America Corp Notes (Callable)	3.38%	70,000.00	70,000.00	67,853.24	4/2/2026
Target Corp Corporate Notes	1.99%	15,000.00	14,974.50	13,888.16	1/15/2027
Target Corp Corporate Notes	1.96%	60,000.00	59,963.40	55,552.62	1/15/2027
Bank of New York Mellon Corp	1.98%	100,000.00	100,322.00	91,776.70	1/26/2027
Subtotal		1,110,000.00	1,114,911.60	1,065,647.61	
<i>Certificate of Deposit:</i>					
Skandinav Enskilda Bank LT	1.85%	140,000.00	140,000.00	139,978.58	8/26/2022
Subtotal		140,000.00	140,000.00	139,978.58	
<i>Asset-Backed Security/Collateralized Mortgage Obligation:</i>					
Harot 2019-2 A3	2.52%	9,428.03	9,427.68	9,433.84	6/21/2023
Narot 2019-A A3	2.90%	4,251.07	4,250.43	4,254.08	10/15/2023
Copar 2019-1 A3	2.51%	8,026.37	8,024.74	8,031.25	11/15/2023
Narot 2019-B A3	2.51%	14,862.75	14,859.39	14,861.77	11/15/2023
Taot 2020-A A3	1.66%	48,324.34	48,320.85	48,056.26	5/15/2024
Harot 2021-I A3	0.27%	25,000.00	24,999.54	24,413.76	4/21/2025
Hart 2021-A A3	0.38%	20,000.00	19,997.90	19,370.44	9/15/2025
Carmx 2021-1 A3	0.34%	15,000.00	14,997.04	14,622.08	12/15/2025
TAOT 2021-C A3	0.43%	35,000.00	34,997.21	33,335.64	1/15/2026
Carmx 2021-2 A3	0.52%	30,000.00	29,993.54	29,122.97	2/17/2026
Hart 2021-C A3	0.74%	15,000.00	14,996.65	14,310.23	5/15/2026
DCENT 2021-A1 A1	0.58%	30,000.00	29,993.58	28,101.19	9/15/2026
Subtotal		254,892.56	254,858.55	247,913.51	
TOTAL LONG TERM INVESTMENTS		9,932,951.80	9,833,826.45	9,502,236.79	
TOTAL CASH & INVESTMENTS AT 6/30/2022		38,727,176.41	38,628,051.06		

STAFF REPORT

To: Board of Directors
From: Andrew Pierson, Director of Engineering Services
Date: August 3, 2022
Subject: Air Release Valve Replacement Program Planning and Design Services

RECOMMENDED ACTION

Staff requests Board approval of a Professional Services Agreement with Bennett Engineering Services, Inc. to provide planning and design services for the Air Release Valve Replacement Program (Project) in the amount of \$147,212.00 with a total authorized budget of \$161,933.00 which includes a 10% contingency.

BACKGROUND

District staff has developed an Air Release Valve Replacement Program (Program) to replace/upgrade all of the existing air release valves (ARVs) that are currently deficient (i.e. broken, not found, cannot be repaired) and/or located within below grade valve boxes to above grade installations to be in compliance with California Code of Regulations, Title 22. The District currently has approximately 880 ARVs in the Retail distribution system with an estimated 750 of these valves venting below grade. Since the implementation of the District's recurring 5-year ARV maintenance program in 2017 (160 ARV per year), 124 ARVs have been identified as being deficient. The Program will consist of replacing 45 ARVs per year over a 17-year period.

CURRENT STATUS

On June 2, 2022, the District issued a RFP requesting proposals for professional engineering services for the planning and design for the first 3 years of the Program. Firms were asked to submit cost proposals for only FY 22/23 with the remaining years to be re-negotiated each May 1st. Four (4) firms attended the mandatory pre-proposal meeting on June 15, 2022. Two (2) firms submitted proposals on July 6, 2022. A 4-person panel reviewed and ranked each Technical Proposal on the basis of Project understanding, work plan, originality & innovation, responsiveness to the RFP, and experience and qualifications. The reviewers unanimously ranked Bennett Engineering Services, Inc., as the top Technical Proposal. Subsequent to the technical ranking, the Cost Proposals were opened and reviewed. The following table summarizes the proposed costs from each firm.

Consultant	Proposal Total Amount
Bennett Engineering Services, Inc.	\$147,212.00
Domenichelli & Associates, Inc.	\$159,340.00

Based on the reviewers' evaluation it was determined that interviews would not be necessary and that Bennett Engineering Services, Inc., is the recommended consultant to complete these services for the Project.

FINANCIAL CONSIDERATIONS

The Project is included in FY 22/23 Retail Budget.

STAFF REPORT

To: Board of Directors
From: Devon Barrett, Customer Service Manager
Date: August 3, 2022
Subject: Hydrant Meter Deposit Increase

RECOMMENDED ACTION

Staff recommends increasing the deposit required for a hydrant meter rental from \$2,289 to \$3,025 to cover the full cost of replacing a damaged or unreturned meter. The staff recommendation was reviewed by the Finance Committee, which recommends approval by the Board of Directors.

BACKGROUND

The District offers the rental of large water meters used to track water taken from a District fire hydrant. These meters are primarily used in temporary construction projects where large volumes of water are needed quickly for tasks such as dust control and grading.

When a meter rental is requested, a deposit is required to be paid to cover the replacement costs if the meter is damaged or not returned. Supply chain bottlenecks have caused the replacement cost to increase dramatically over the last two years, causing the current deposit amount to be below the replacement costs. This increase would raise the deposit amount to be equal to cost of hydrants meter purchased in May 2022.

Typically this rate is part of the November annual CPI adjustment process. But due to the increase in construction projects and a shortage of meters, the District has had to purchase several replacement meters at a loss this year. The goal of this increase is to prevent that from happening the remainder of the calendar year.

Since this adjustment will include the CPI through July, the CPI increase in November will be adjusted to include only August through November.

STAFF REPORT

To: Board of Directors
From: Devon Barrett, Customer Service Manager
Date: August 3, 2022
Subject: FY2022-23 Public Outreach Contract

RECOMMENDED ACTION

Consider approval of the FY2022-23 public information and marketing scope of work from Lucy & Company, in an amount not to exceed \$97,975. The Public Information Committee will be reviewing the staff recommendation at their August 2, 2022, meeting.

BACKGROUND


The scope of work entails activities for both retail and wholesale. Retail work shall include assistance with the WaterGram, development and posting of electronic media, assistance with outreach materials, team meeting participation and project management. Services shall not exceed \$68,755. Wholesale work shall include assistance with the consumer confidence report production, development and posting of electronic media, assistance with media relations, and project management. Services shall not exceed \$29,220.

FINANCIAL CONSIDERATIONS

Funding for recommended services is included in the FY2022-23 public information operations budget.

ATTACHMENT

Lucy & Company 2022-23 Scope of Work "Exhibit A"



2022-23 PUBLIC OUTREACH SCOPE



Introduction

Lucy & Company developed the following scope and estimated budget for the 2022/23 fiscal year to continue to assist San Juan Water District with their public outreach.

For fiscal year 2022/23, San Juan staff will continue to manage activities in-house like updating and uploading information to the website, working with regional partners and managing the majority of the public affairs activities.

Lucy & Company will help:

- **Position San Juan Water District as a leading, customer service-oriented water provider**, delivering high-quality water supplies at fair rates.
- **Position San Juan as water leaders** locally, regionally and statewide.
- **Provide information in a transparent manner** to sustain and/or build trust among customers and stakeholders.
- **Educate and inform customers** about their water supply and water quality.
- **Raise awareness about capital improvement projects**, why they are necessary and why it is important to invest in them.
- **Promote customer service and events** in a timely manner to extend these opportunities to customers and encourage their participation.

San Juan Retail

Task	Activities	Frequency
Newsletter/WaterGram <ul style="list-style-type: none"> • Three trifold, full-length newsletter inserts • Three, 1/3-page inserts 	<ul style="list-style-type: none"> • Create and maintain annual and ongoing production calendars • Develop content outlines • Write and edit content • Facilitate or create design and design edits • Provide final delivery of files for production (assumes client pays for direct costs for delivery) • Design one additional bill insert, if needed 	Year-round with monthly activities
Electronic Media (social media and e-blasts)	<ul style="list-style-type: none"> • Provide annual topic list for e-blasts, social media and WaterGram • Provide daily editorial content for Facebook and Twitter (26 versions for two weeks of posts) • Develop recommendations for paid Facebook advertisements to help amplify events and calls to action and announce timely news • Develop content outlines for monthly e-blasts • Provide content for e-blasts to share retail news (includes one to two topics; one major news announcement and/or event updates, up to 12 e-blasts) • Track metrics and provide report and recommendations in annual analytics report (end of contract period) 	Ongoing social media and monthly e-blasts
Outreach Materials	<ul style="list-style-type: none"> • Provide ongoing assistance with outreach materials development as needed including flyers, infographics (includes up to two additional materials) • Includes content, design and design edits 	Ongoing
Team Meetings	<ul style="list-style-type: none"> • Prepare for and participate in planning meetings with the PI committee, San Juan staff and/or board of directors • For team meetings, provide agenda recaps with summary of next steps, as applicable 	Assumes up to six meetings
Media Relations	<ul style="list-style-type: none"> • Coordinate and monitor media relations; Develop graphics, press releases and media pitches for drought messaging 	As needed
Project Management	<ul style="list-style-type: none"> • Project forecasting and reporting 	Monthly

San Juan Wholesale

Task	Activities	Frequency
CCR	<ul style="list-style-type: none"> • Work with client and consultant to finalize report content, design, printing, production and delivery • Proof report for quality control and make design edits • Coordinate delivery and reporting of delivery for compliance (assumes client pays for direct costs for delivery) 	One-time project
Electronic Media	<ul style="list-style-type: none"> • Develop and distribute quarterly e-blasts to San Juan's stakeholder contact database (4) • Develop and provide outreach toolkits for each agency's use for Hinkle project • Maintain Wholesale database 	Quarterly Semi-annual
Outreach Materials	<ul style="list-style-type: none"> • Develop one outreach mailer to update wholesale agency customers about capital improvement and other projects • Develop outline and content; facilitate edits • Design newsletter; coordinate changes from wholesale agency members, if requested • Coordinate delivery with printer/mail house (assumes client pays for direct costs for delivery) • Coordinate staff photography shoot for new outreach material use 	One-time project One-time project
Media Relations	<ul style="list-style-type: none"> • Coordinate and monitor media relations; Develop graphics, press releases and media pitches for drought messaging 	As needed
Project Management	<ul style="list-style-type: none"> • Project forecasting and reporting 	Monthly

2022-2023 Budget Estimates

Retail: \$68,755

Wholesale: \$29,220

Total: \$97,975

San Juan Retail

SJWD Retail 2022-2023 Budget								
2022 Rates		\$185	\$150	\$120	\$115			
Tasks	Total Hours	President	Project Manager	Project Coordinator	Project Assistant	Total Fees	Direct Costs	Project TOTAL
Newsletter	115.00	25	65	25		\$ 17,375	\$ 4,370	\$ 21,745
Electronic Media	162.00	24	72	66		\$ 23,160	\$ -	\$ 23,160
Outreach Materials	67.00	12	30	25		\$ 9,720	\$ -	\$ 9,720
Team Meetings	32.00	16	16			\$ 5,360	\$ -	\$ 5,360
Media Relations	16.00	4	8	4		\$ 2,420	\$ -	\$ 2,420
Project Management	36.00	12	12		12	\$ 5,400	\$ 950	\$ 6,350
SUBTOTAL	428.00	93.00	203.00	120.00	12.00	\$ 63,435	\$ 5,320	\$ 68,755
GRAND TOTAL	428.00	93.00	203.00	120.00	12.00	\$ 63,435	\$ 5,320	\$ 68,755

San Juan Wholesale

SJWD Wholesale 2022-2023 Budget								
2022 Rates		\$185	\$150	\$120	\$115			
Tasks	Total Hours	President	Project Manager	Project Coordinator	Project Assistant	Total Fees	Direct Costs	Project TOTAL
CCR	16.00	4	8	4		\$ 2,420	\$ 600	\$ 3,020
Electronic Media	56.00	12	28	16		\$ 8,340	\$ -	\$ 8,340
Outreach Materials	40.00	12	24	4		\$ 6,300	\$ 3,100	\$ 9,400
Media Relations	16.00	4	8	4		\$ 2,420	\$ -	\$ 2,420
Project Management	36.00	12	12		12	\$ 5,400	\$ 640	\$ 6,040
SUBTOTAL	164.00	44.00	80.00	28.00	12.00	\$ 24,880	\$ 4,340	\$ 29,220
GRAND TOTAL	164.00	44.00	80.00	28.00	12.00	\$ 24,880	\$ 4,340	\$ 29,220

Terms

- Cost estimate does not include services outside the scope of work as described.
- This scope is based on a time and materials basis and tasks will be billed at an hourly rate and will not exceed the budget without advance notice and approval from client.
- Any new tasks will be estimated and approved by the client prior to proceeding.
- Budget and hourly rates are based on a 12-month project as outlined. Activities extending past that period will be subject to new cost estimates, if applicable.
- Copy and design fees based on two rounds of revisions after presentation of first draft.

STAFF REPORT

To: Board of Directors

From: Donna Silva, Director of Finance
Paul Helliker, General Manager

Date: August 3, 2022

Subject: Fiscal Year 2022-2023 Budget Adoption

RECOMMENDED ACTION

Conduct the legally required public hearing for budget adoption then approve Resolution 22-14 adopting the San Juan Water District Budget, Fiscal Year 2022-2023.

BACKGROUND

The San Juan Water District prepares and adopts annual budgets for its Wholesale and Retail operations and capital programs. Best practices require budget adoption prior to the start of the fiscal year (July 1st), but the District is required by law to adopt a budget prior to September 1st of each year.

The assumptions used in the budget were discussed by the Board at the May 31, 2022, Board meeting. The draft budget was presented and discussed at the June 22, 2022, Board meeting. Since that time, changes have been made to the proposed budget as follows:

Wholesale and Retail Operations:

- The budget, as presented at the June 22, 2022, Board meeting, included a COLA of 9%. Per Board direction the budget has been revised to reflect a 3.8% COLA, this resulted in decreases of \$130,300 and \$192,400 to the Wholesale and Retail Operating Salaries and Benefits budget, respectively.
- The Salaries and Benefits budget was further adjusted to account for the filling of two previously vacant positions, the Safety/Regulatory Compliance Coordinator and the Accountant. Both positions had previously been budgeted using estimates and were updated to reflect actual starting salaries and benefits. The impacts were immaterial.
- Property Insurance budget increased: subsequent to the budget presentation, the District received the property insurance renewal from the ACWA-JPIA. The actual invoice was \$6,700 higher than anticipated in the draft budget. The wholesale and retail operating budgets were increased by \$4,500 and \$2,200, respectively, to reflect the increased premium.
- Cost data received for elections – overall decrease of \$10,000.

Wholesale Operations Only:

- \$89,900 was added to the budget for the recently executed agreement with the Cities of Roseville and Folsom to evaluate potential raw water supply alternatives from the Bureau of Reclamation.
- \$10,000 was added to the Administrative budget to participate in the cost of facility maintenance, specifically to help pay for tree removal and maintenance along the District’s fence line on Auburn Folsom Road. The roots from some of the trees are starting to buckle the road.

COLA Consideration:

Inflation is higher than it has been in over 25 years. The District generally provides a Cost of Living Adjustment (COLA) to staff and salary schedules equal to the March over March CPI for West Cities B. In 2022, that measure was 9%. It has remained high, falling to just 8.5% for June over June. However, given that the Board approved a new compensation schedule at its June 22, 2022, Board meeting that was based on salary data collected in April 2022, the March over March CPI is not relevant. What is relevant, are the COLAs being awarded by the agencies against which the District compared its salaries (comparator agencies). At the June 22, 2022, budget workshop, staff advised the Board that the average COLA being awarded by the comparator agencies was 4.3%. It was further noted that the 4.3% average included a 7.2% COLA for the Elk Grove Water District that was still subject to their board approval. The San Juan Board of Directors requested that the Elk Grove Water District’s proposed COLA be removed from the average since it was not yet board approved. That resulted in an average COLA of 3.8%, which is what the Board directed staff to use for the budget, with the caveat that we reconsider a COLA within six months based on what the District’s other comparator agencies have awarded. That same week, the Elk Grove Water District approved the 7.2% COLA. The Board may wish to consider directing staff to award a COLA of 4.3% instead of 3.8% in order to maintain their desired market position. Increasing the COLA to 4.3% would add \$30,900 to the total budget.

Net Effect on Transfers:

As a result of the proposed changes described above, the Wholesale Operating Funds transfer to Wholesale Capital increased from \$433,100 to \$573,200. The Retail Operating Funds transfer to Retail Capital increased from \$1,861,100 to \$2,111,800.

The proposed budget document is attached for review.

Attachments:

- Exhibit 1 Resolution 22-14 Adopting the Annual Budget for the Fiscal Year 2022-2023
- Exhibit 2 San Juan Water District Proposed Budget Fiscal Year 2022-2023

RESOLUTION NO. 22-14

**A RESOLUTION OF THE BOARD OF DIRECTORS
OF THE SAN JUAN WATER DISTRICT
ADOPTING THE ANNUAL BUDGET
FOR THE FISCAL YEAR 2022-2023**

WHEREAS, District staff has prepared a budget for the fiscal year 2022-2023 that estimates operating and maintenance, capital improvement program, debt service, prudent reserve requirements, and other expenses of the District and that estimates revenues from all sources to pay the expenses of the District;

WHEREAS, District staff has determined that the fiscal year 2022-2023 budget is reasonably accurate and if implemented will ensure that the District's revenues will be sufficient to pay all of the District's expenses, including contributions to reserves sufficient to return them to prudent levels; and

WHEREAS, after conducting a workshop and a public hearing on the proposed budget the Board of Directors has approved the same.

NOW, THEREFORE, BE IT RESOLVED by the Board of Directors of San Juan Water District as follows:

1. That certain document referred to as "The San Juan Water District Proposed Budget Fiscal Year 2022-2023," and all schedules, exhibits and policies contained therein, is hereby adopted and the appropriations for the annual budget of the San Juan Water District for the fiscal year beginning on July 1, 2022 and ending on June 30, 2023, are hereby adopted; and
2. That the amounts stated in the proposed budget shall become and thereafter be appropriated to the offices, departments, activities, objects and purposes stated therein and said monies are hereby authorized to be expended for the purposes and objects specified in said budget; and
3. The General Manager is authorized to award a Cost of Living Adjustment to all staff and to the Compensation Schedule, of ____%, effective July 2, 2022.
4. The General Manager is authorized to approve expenditure adjustments within individual accounts and line items so long as the total appropriated is not exceeded.

PASSED AND ADOPTED by the Board of Directors of the San Juan Water District on the 3rd day of August 2022, by the following vote:

AYES: DIRECTORS:
NOES: DIRECTORS:
ABSENT: DIRECTORS:

KENNETH H. MILLER
President, Board of Directors
San Juan Water District

ATTEST

TERI GRANT
Secretary, Board of Directors

PROPOSED BUDGET

FISCAL YEAR 2022 - 23



**SAN JUAN WATER
DISTRICT**
GRANITE BAY, CALIFORNIA

Cover Photo: Hinkle Reservoir , photo by Tony Barela, Director of Operations

Hinkle Reservoir is a 62 million gallon Hypalon lined and covered earthen reservoir. The water treatment plant is operated at a constant flowrate and the Hinkle Reservoir is used to store excess treated water, with the water level rising and falling with changes in demand and production. Regular maintenance has extended its life; however, it is now in need of replacement. This project will rehabilitate the inlet and outlet structures, repair ancillaries as needed, and replace the approximate 11 acres of cover, liner and interior baffle wall material. Construction was originally planned to commence in FY 2021-22; however, due to the low level of water in Folsom Lake this project was pushed to FY 2022-23.

GFOA Budget Award



GOVERNMENT FINANCE OFFICERS ASSOCIATION

*Distinguished
Budget Presentation
Award*

PRESENTED TO

**San Juan Water District
California**

For the Fiscal Year Beginning

July 01, 2021

Christopher P. Morill

Executive Director

The Government Finance Officers Association of the United States and Canada (GFOA) presented a Distinguished Budget Presentation Award to San Juan Water District for its annual budget for the fiscal year beginning July 1, 2020. In order to receive this award, a governmental unit must publish a budget document that meets program criteria as a policy document, as an operations guide, as a financial plan, and as a communications device.

This award is valid for one year only. We believe our current budget continues to conform to program requirements, and we are submitting it to GFOA to determine its eligibility for another award.

This Page Intentionally Left Blank

San Juan Water District

Fiscal Year 2022-23 Budget



Prepared by the Finance Department under Direction of
the General Manager

Mission Statement:

Ensure the delivery of a reliable water supply of the highest quality at the lowest reasonable price.

Vision Statement:

To be a recognized industry leader in the treatment and distribution of a reliable supply of safe and clean drinking water, while protecting and retaining the District's water rights and supply.





San Juan Water District
9935 Auburn Folsom Road
Granite Bay, California 95746
(916) 791-0115
www.sjwd.org

Elected Officials

Kenneth H. Miller, President/Director
Dan Rich, Vice-President/Director
Edward J. "Ted" Costa, Director
Pamela Tobin, Director
Manuel Zamorano, Director

Appointed Officials

Paul Helliker, General Manager

Management Team

Tony Barela, Director of Operations
Andrew Pierson, Director of Engineering Services
Donna Silva, Director of Finance/Treasurer
Devon Barrett, Customer Services Manager
Adam Larsen, Field Services Manager
Greg Turner, Water Treatment Plant Manager
Chris von Collenberg, Information Technology Manager
Greg Zlotnick, Water Resources Manager

San Juan Water District

Fiscal Year 2022-23 Budget

Table of Contents

Letter of Transmittal.....	1
DISTRICT PROFILE	4
By The Numbers – Summary of District Information.....	5
Wholesale Service Area Map	6
Organization Chart by Functional Area.....	7
ABOUT THE DISTRICT	8
Budget Purpose, Process and Control	11
Budget Format	12
Financial Policies	13
Reserve Policy	13
Debt Policy.....	14
Investment Policy.....	14
Procurement Policy	15
Accounting System and Controls	15
Fund Structure and Descriptions	15
Enterprise Funds:.....	15
Capital Outlay Funds:.....	15
Budget Assumptions	16
Estimated Revenues and Expenditures of Funds – Summary	17
MAJOR REVENUES AND EXPENDITURES	20
Water Sales	22
Wholesale Water Deliveries – Acre-Feet.....	22
Retail Water Deliveries (in CCF*)	23
Water Sale Revenues (in millions\$).....	24
Property Tax	27
Proceeds from the Issuance of New Debt	28
Salaries and Benefits	29
Water Supply Costs	31
Capital Spending.....	33
Reserve Summary	34

OPERATING FUNDS..... 38

Administration and General.....39

Customer Service.....39

Distribution (Field Services)39

Engineering Services39

Water Efficiency39

Water Treatment39

Prior Year Report Card & Current Year Operations Plan.....40

Wholesale Operating Fund.....49

Retail Operating Fund51

CAPITAL FUNDS 54

Wholesale Capital Outlay Fund.....55

Retail Capital Outlay Fund62

SUPPLEMENTAL INFORMATION..... 74

Transfers In and Transfers Out76

Debt Service Schedules77

Labor Allocation79

Compensation Schedule81

Board Resolution.....82

Glossary of Terms.....83

Acronyms.....87



June 27, 2022

Board of Directors
Citizens of the San Juan Water District

Directors
Edward J. "Ted" Costa
Kenneth H. Miller
Dan Rich
Pamela Tobin
Manuel Zamorano
General Manager
Paul Helliker

On behalf of the San Juan Water District and its staff, I am pleased to present the Budget for Fiscal Year 2022-23. The Budget has been developed to be fiscally responsible in support of the District's Mission Statement:

Our mission is to ensure the delivery of a reliable water supply of the highest quality at the lowest reasonable price.

Adoption and implementation of this budget will allow the District to accomplish major priorities in Fiscal Year 2022-23, detailed throughout this document.

The District continues to focus on implementing the Strategic Plan that it adopted in March of 2018. The plan can be found at the following link on the District's website:

<https://www.sjwd.org/files/eceb7dd84/Strategic+Plan+Adopted+032818.pdf>

The District's strategic goals are:

- Ensure Water Supply Reliability
- Optimize Operations and Delivery for High Quality and Reliable Water
- Ensure Customer Service through Consistent Access and Timely Responsiveness
- Operate the District Sustainably and in a Financially Sound Manner while Maintaining a Fair Rate Structure
- Provide a Capable High Quality Work Force and Ensure a Safe Work Environment

These strategic goals will guide our actions to respond to the following significant issues and priorities that we will face during fiscal year 2022-23, including, but not limited to the following:

- Addressing the challenges of a third dry year and potential impacts on our supply reliability
- Development and adoption by the State of a new regulatory structure to implement water efficiency targets, pursuant to SB 606 and AB 1668

- Development of an update to the Water Quality Control Plan for the Sacramento/San Joaquin Delta, and a possible voluntary settlement agreement by the District and neighboring agencies in the American River Basin
- Further deliberations on a Delta Conveyance project
- Implementation of the Groundwater Sustainability Plan and further development and implementation of the Sacramento regional groundwater bank
- Development by the State of water loss standards for drinking water systems
- Updating the District's master plan for wholesale facilities and updating capital improvement plans for portions of the District's supply, treatment and distribution systems
- Planning and executing significant infrastructure repair and replacement projects, including planning for the replacement of the cover and liner of Kokila Reservoir and replacing the Hinkle Reservoir cover and liner
- Successfully achieving distribution system maintenance goals, identifying and prioritizing repairs and replacements, and implementing the top priority projects
- Meeting current and evolving regulatory requirements for water quality, system operations, health and safety, human resources management, etc.

The District works hard to ensure that ratepayer dollars are used in the most cost-effective manner to provide reliable, clean water supplies to its customers. The District continues to implement the wholesale financial plan it adopted in 2017 and the new retail financial plan, adopted in early 2022. In preparing this budget, staff have reviewed the projections in the financial plans and have proposed a budget that is consistent with those plans.

I would like to thank District staff for their conscientious efforts in prudent management of District resources, enabling the District to reduce expenses whenever possible without reducing the levels of service necessary to meet the demands of good customer service and responsible facilities maintenance.

I want to thank the Board of Directors for their leadership and continued interest in prudent fiscal management.

Respectfully submitted,



Paul Helliker
General Manager

This Page Intentionally Left Blank



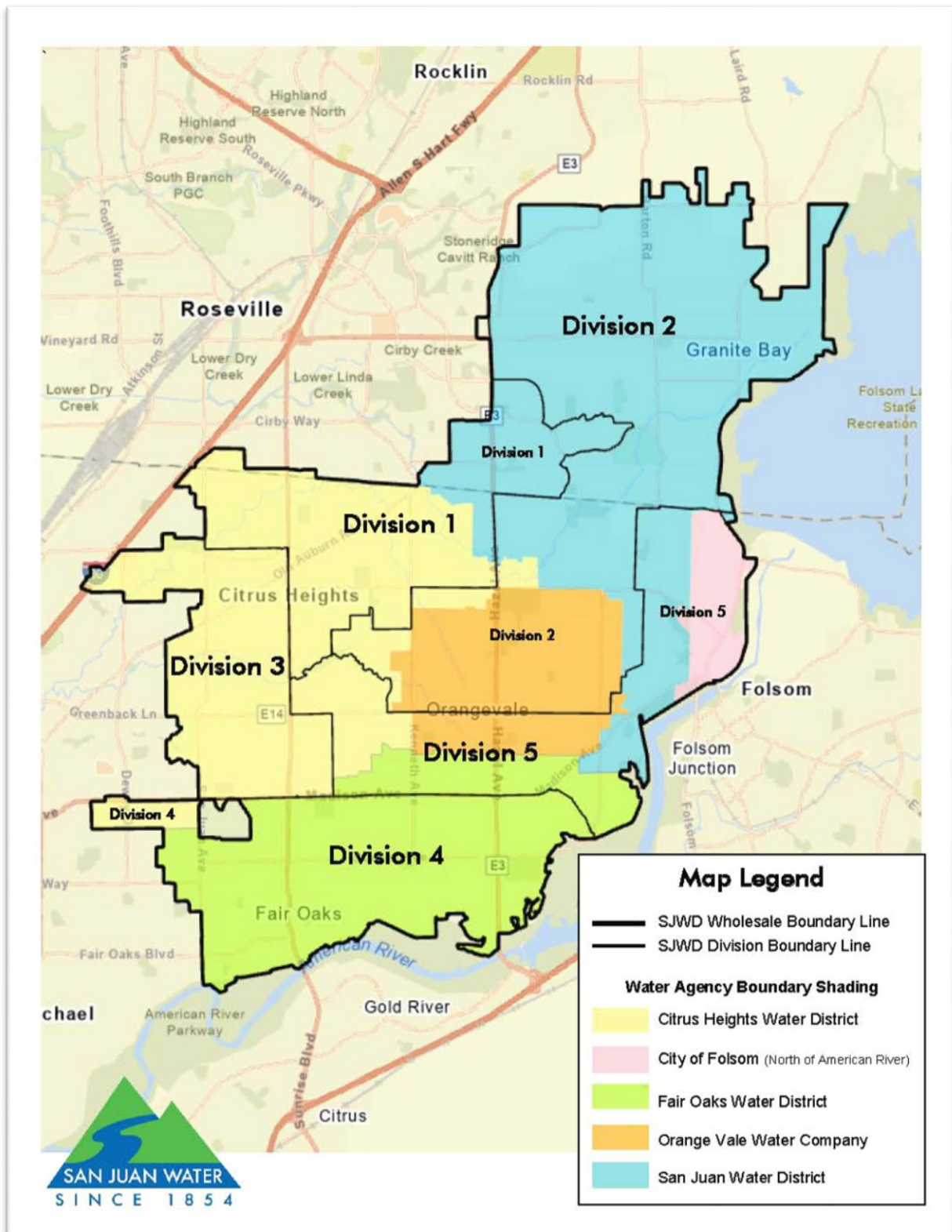
DISTRICT PROFILE

By The Numbers – Summary of District Information

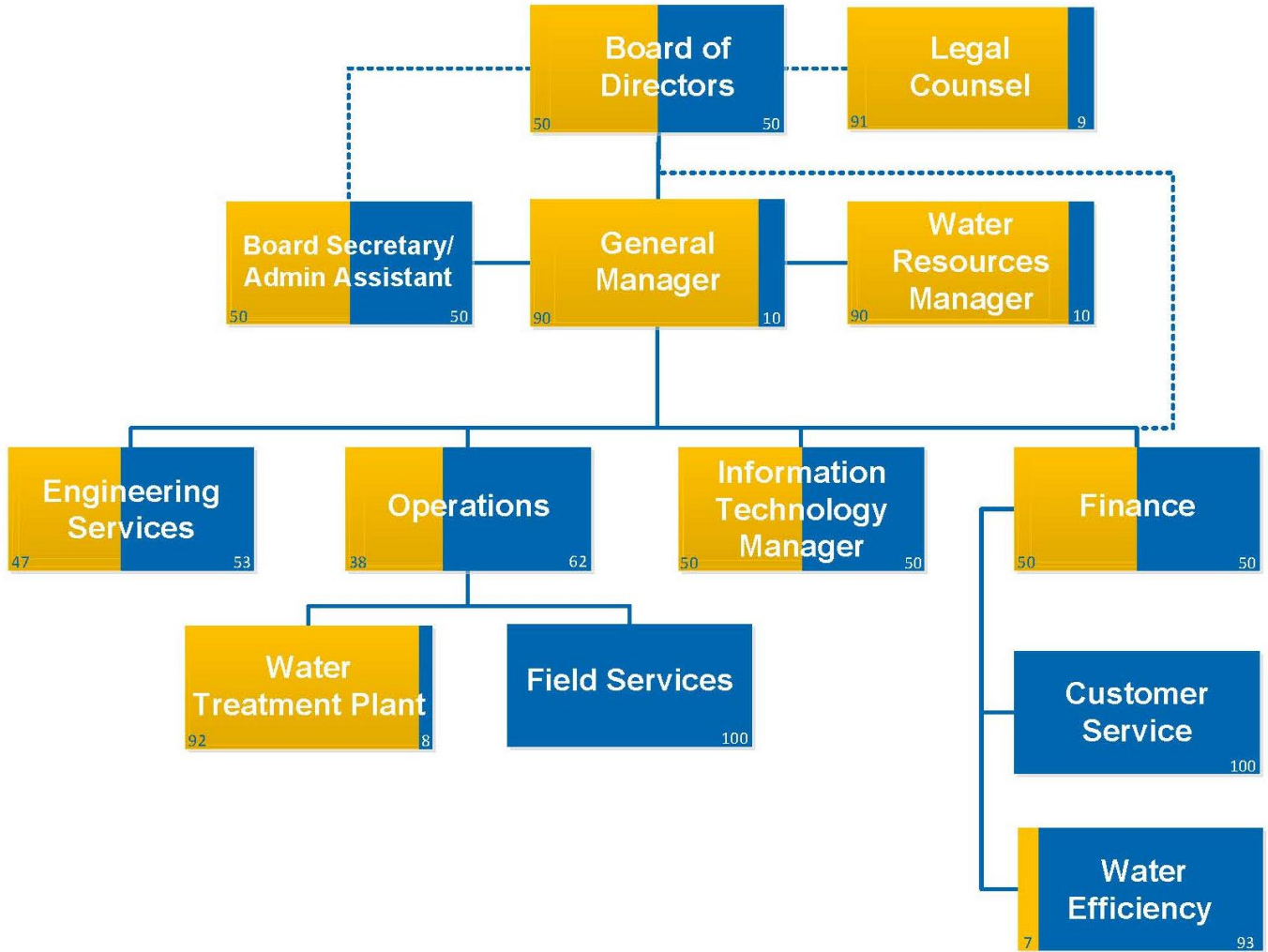
Water System	
Total Water Supply Available	82,200 acre-feet
Treatment Plants	1
Treatment Plant Capacity	150 MGD
Reservoirs	2
Miles of Water Main	222
Storage Tanks	2
Booster Stations	9
Number of Booster Pumps	38
Number of Control Valve Stations	15
Number of Solar Facilities	1
Number of Pressure Zones – Retail Service Area	8
Number of Active Service Connections – Retail Service Area	10,700

Miscellaneous Statistical Information	
Size of Service Area	46 square miles
Size of Retail Service Area Only	17 square miles
Population of Service Area (per FY 2020-21 ACFR)	151,903
Population of Retail Service Area Only (per FY 2020-21 ACFR)	29,712
Number of Active Employees	49
Number of Debt Issues Outstanding	2
Wholesale Operating Budget	\$ 10,269,800
Wholesale Capital Budget	\$ 25,431,900
Retail Operating Budget	\$ 13,589,700
Retail Capital Budget	\$ 13,682,100

Wholesale Service Area Map



Organization Chart by Functional Area



Allocation of Costs

Wholesale	%
Retail	%



ABOUT THE DISTRICT

ABOUT THE DISTRICT

The San Juan Water District (District) initially began as the North Fork Ditch Company dating back to 1854 providing water to the area. The District, as in existence today, was formed as the result of petitions being presented to the Board of Supervisors of Sacramento and Placer Counties by Citrus Heights Water District, Fair Oaks Water District, Orange Vale Water Company and a group of homeowners in South Placer County. An election was then held within the boundaries of the sponsoring districts including the District's current Placer County service area on February 10, 1954. At this election, voters approved the formation of the San Juan Water District by nearly a two-thirds majority and elected five Directors. The District is a Community Services District formed under Section 60000 et seq., Title 5, Division 3 of the California Government Code.

The District provides water on a wholesale and retail basis to an area of approximately 17 square miles for retail and 46 square miles for wholesale (which includes the retail area) in Sacramento and Placer Counties.

The District's wholesale operations include: protecting access to reliable and sufficient water supplies; operating and maintaining a surface water treatment plant; operating and maintaining treated water storage; pumping and transmission facilities; delivering treated water to five retail agency customers (the District's retail division, Fair Oaks Water District, Citrus Heights Water District, Orange Vale Water Company and the City of Folsom (Ashland)); and providing the administrative support necessary to successfully carry out those functions.

The District's retail operations consist of operating and maintaining storage, pumping, transmission and distribution facilities, which deliver water to approximately 10,700 retail service connections located in a portion of Northeast Sacramento County and the Granite Bay area of South Placer County, and providing the administrative, customer service, water efficiency, and engineering support necessary to successfully carry out those functions.

The District's existing water supply consists of three separate raw water contracts. The first source of water comes from a settlement contract with the U.S. Bureau of Reclamation (Reclamation) whereby it is required to deliver the District's pre-1914 and post-1914 water rights water from the American River, totaling 33,000 acre-feet, in perpetuity. The second source is a water repayment contract with Reclamation for 24,200 acre-feet of Central Valley Project water, also in perpetuity, subject to standard shortage policies. The third water source is a contract with Placer County Water Agency (PCWA) for up to 25,000 acre-feet of water.

All sources of surface water are either stored or flow through Folsom Lake and delivery is taken at Folsom Dam outlets, either by gravity or pumped by Reclamation's Folsom Pumping Plant. Total raw water delivery to the plant for the 2020-2021 fiscal year was 44,371 acre-feet (excluding pass through deliveries for SSWD) and is anticipated to be 35,166 acre-feet for Fiscal Year (FY) 2021-22 (inclusive of SJWD water sold to SSWD), and 42,625 for FY 2022-23 (excluding pass through deliveries for SSWD).

In response to the last drought and in preparation of future drought conditions, the District partnered with two nearby water districts, PCWA and SSWD, to construct inter-ties to allow water supplies to be shared and transferred if normally available supplies are reduced and/or inadequate to meet immediate demands for either district.

The District has long been a proponent and practitioner of cost effective water efficiency programs. The implementation of these programs has been highly successful and the District complies with best management practices that are required by the Sacramento Area Water Forum Agreement, California legislation SBx7-7 (2009), the California Department of Water Resources, and the Central Valley Project Improvement Act.

The District's water efficiency programs include:

- Water Awareness Poster Contest and Calendar – Since 1992, the District and its wholesale agency customers, Citrus Heights Water District, Fair Oaks Water District and Orange Vale Water Company, have promoted water awareness at the elementary school level through an annual water awareness poster contest.
- Rebate Program – The District provides rebates for the purchase of high-efficiency washing machines, and hot water on-demand recirculation systems as well as weather based irrigation timer rebates to both residential and non-residential customers.
- Free Programs – District staff provides free indoor and outdoor water audits, leak detection, and recommendations to improve irrigation system performance. Staff also creates landscape water budgets and irrigation schedules to improve efficiency. The District conducts and hosts a variety of workshops on drip systems and proper irrigation techniques, landscape design, soil health, tree maintenance, controller management and other water efficiency topics. A speakers' bureau is available to talk to groups about water efficiency programs and water supply and reliability issues.
- Water Efficient Landscape (WEL) Garden – Located behind the District's administrative office are gardens to inspire visitors to create a water efficient landscape that looks beautiful every season. The garden demonstrates efficient irrigation and non-water using materials to create a beautiful landscape.

The benefits of these programs include more cost-effective and efficient use of water and increased customer awareness on the importance of water efficiency to contribute to future reliability of water supplies.

The District's water treatment facility, the Sidney N. Peterson Water Treatment Plant (Plant), was constructed in three phases beginning in 1975 and completed in 1983. The Plant includes two flocculation-sedimentation basins, two filter basins, an operations building and a covered 62 million gallon storage reservoir. Major upgrades and improvements to the Plant have been made over the years, including increasing its maximum seasonal capacity (May 15th to September 30th) to 150 million gallons a day (mgd) from its original 100 mgd. Those past upgrades, and ongoing efforts to identify and

San Juan Water District

Fiscal Year 2022-23 Budget

implement projects and process improvements to increase efficiency, cost effectiveness, and productivity, all contribute to the District's success in reliably satisfying customer demands while continuing to meet or exceed all Federal and State regulatory requirements.

The Plant receives delivery of raw water directly from Folsom Dam outlets. The raw water undergoes an extensive water treatment process to ensure the highest quality of water for all customers. From the Plant, the water flows into the District's 62 million gallon Hinkle Reservoir for storage and distribution. The District maintains approximately 222 miles of transmission and distribution pipelines, which transport the high quality treated water to wholesale and retail customers.

Budget Purpose, Process and Control

The District operates on a fiscal year that runs from July 1 through June 30. The District adopts an annual operating budget and an annual capital improvement budget to ensure the adequacy of resources to meet District needs and to accomplish the District's mission. California Government Code section 61110(c)(2)(f) requires the adoption of the final budget on or before September 1st of each year, however, the District strives to have an adopted budget by June 30th. As required by certain debt covenants, the annual operating budget is evaluated to ensure that net revenues, as defined by the various debt covenants, are equal to or exceed a minimum of 115 percent of the anticipated debt service for the budget year.

In March of 2018, the Board of Directors adopted a Strategic Plan which staff now uses as the guiding light in preparing an operations plan and annual budget. Using the goals in the Strategic Plan, as well as direction received throughout the year from the Board of Directors, the Department Managers prepare and submit draft budgets to the Finance Department. The Finance Department prepares the revenue budget, and reviews and compiles the various department budgets. A budget workshop is generally held in May of each year to present and discuss the draft budget with the Board of Directors and interested members of the public. Feedback from that meeting is used to adjust the draft budget, if necessary. A public hearing is then generally held in June after which the Board of Directors votes on budget adoption. This year, due to unusually high staff turnover, the budget workshop is being (or was) held in June, with the public hearing and budget adoption at the July 2022 Board meeting. The budget calendar specific to the preparation of the FY 2022-23 budget is presented below:

Important Dates for Adoption and Review of FY 2022-23 Budget

DATE	FORUM	TOPIC/ACTION
May 31, 2022	Board Meeting	Discussion of assumptions to use in budget preparation.
June 22, 2022	Board Meeting	Review and discuss Draft FY 2022-23 Operating and Capital Budgets

San Juan Water District

Fiscal Year 2022-23 Budget

July 27, 2022	Public Hearing	Receive public input on proposed budget
July 27, 2022	Board Meeting	Consider adoption of proposed budget.
March 22, 2023	Board Meeting	FY 2022-23 Mid-Year Budget Review

Important Dates for Adoption and Review of FY 2023-24 Budget (preliminary)

DATE	FORUM	TOPIC/ACTION
April 26, 2023	Board Meeting	Discussion of assumptions to use in budget preparation
May 24, 2023	Board Meeting	Review and discuss Draft FY 2023-24 Operating and Capital Budgets
June 28, 2023	Public Hearing	Receive public input on proposed budget
June 28, 2023	Board Meeting	Consider adoption of proposed budget
March 27, 2023	Board Meeting	FY 2023-24 Mid-Year Budget Review

Budget to actual financial data is monitored continuously throughout the year by management and is reported on a monthly and annual basis to the Board of Directors. Beginning in February of each year, staff performs a mid-year budget review. The mid-year budget review process is an in depth analysis of year to date budget to actual data, combined with a projection of financial activity through the end of the year. That is then compared to the adopted budget. If expenses, in total, are projected to be greater than the adopted budget, the board considers a budget amendment, or staff recommends budget cuts in order to ensure adherence to the adopted budget. The mid-year budget review is usually presented at the March Board meeting. The General Manager has the authority to move budget between specific lines within a fund, or between funds to correct posting errors. Transfers between funds, for purposes other than error correction, or to maintain required reserve levels, require approval from the Board of Directors.

Budget Format

The budget is prepared on a modified accrual basis wherein revenues and expenses are reported when earned and incurred, respectively. The budget does not include amounts for depreciation, pension expense in accordance with GASB 68, retiree medical expenses in accordance with GASB 74/75, compensated absences expense accrual and the amortization of premium or discount on debt issuances, but does include an expenditure for debt principal and a revenue for any new debt issued. Therefore, the budget is not prepared in the same manner as the Comprehensive Annual Financial Report (ACFR). The program budget format is used versus a line item detail format to provide the most valuable information to the reader on all of the District's major areas of service

San Juan Water District

Fiscal Year 2022-23 Budget

(Administration, Customer Service, Distribution, Engineering, Water Efficiency, and Water Treatment Plant). Expenditure data is also presented in a functional format (Salaries & Benefits, Materials & Supplies, etc.) to provide readers with an alternate view.

For financial reporting purposes, the District operates a single enterprise fund. However, for management of the two divisions, wholesale and retail, the District utilizes four distinct funds, one each for Operations and one each for Capital Outlay.

In order to ensure funds are available to meet both operating and capital needs, the District (for both Wholesale and Retail Operations) established a financial planning process with development of a Master Plan that contains a review of current infrastructure, and that recommends projects for a twenty to thirty year period. The District then estimates current and future operating needs, and works with a rate consultant to develop a water rate study and financial plan.

The District's last Wholesale Financial Plan and Rate study, resulted in a five year rate plan. The last rate increase from that plan went into effect on January 1, 2021. In FY 2021-22 the District worked on updating the Wholesale Master Plan which will produce the next 10-Year Capital Improvement Program. With that in hand the District intends to conduct an Wholesale Financial Plan and Rate Study this fiscal year. The goal is to determine if further rate increases are needed over the next three years and if so, in what amount. The District is required to provide wholesale customers a 150-day notice of proposed rate changes so it is unlikely that rates will change in the current year, however, a rate increase commencing on March 1, 2023 is possible.

The District completed a Retail Financial Plan and Rate Study in Fiscal Year 2021-22, resulting in a 3-Year Rate Schedule. The new Retail Rate Schedule went into effect on February 1, 2022 and resulted three successive 8% effective rate increases. In the previous five year rate schedule, all rate increases were applied to the fixed base rate only, to bring stability to the rate structure and provide reliable funding to cover fixed operating costs. In the new rate schedule, this approach is taken for the first rate increase but the final two rate increases will apply to both the fixed and the volumetric rate as the District feels it has achieved equilibrium between rates and costs, to the greatest extent possible.

Financial Policies

Key District Financial Policies include the Reserve Policy, the Debt Policy, the Investment Policy and the Procurement Policy.

Reserve Policy

In accordance with Board Resolutions, Board Motions, and/or District Ordinances, certain reserve funds have been established and maintained as follows:

WHOLESALE RESERVES:

NAME	PURPOSE	AMOUNT/LEVEL
Operating	Established in 1998 to provide working capital for operations and unexpected needs.	20% of operating expenses
Capital Improvement Program	Established in 1998 to fund capital replacements, rehabilitation, upgrades and improvements.	Determined annually by Board of Directors. Budget includes revenues and transfers in at least equal to annual depreciation.

Note: the District recently executed a loan agreement with the California State Water Resources Control Board through their Drinking Water State Revolving Loan fund (SRF). The District intends to draw down on that loan during this fiscal year to pay for the rehabilitation of the Hinkle Reservoir. The loan document requires the establishment of reserve equal to one year’s debt service. This reserve will be established and reported on once the final loan amount is known and borrowed.

RETAIL RESERVES:

NAME	PURPOSE	AMOUNT/LEVEL
Operating	To provide working capital for retail operations, as well as readily available capital for unexpected needs and modest variations between expected and actual water demands.	20% of annual operating expenditures
Capital Improvement Program	To fund capital replacements, rehabilitation, upgrades and improvements.	Determined annually by Board of Directors. Budget includes revenues and transfers in at least equal to annual depreciation.

Note: In February 2022 the Board approved new Capital Facility Fees. These fees were established in part to advance fund certain expansionary capital projects. The District is required to determine the amount of capital facility fees received in advance of project construction and hold them in a reserve fund. The analysis and creation of that reserve fund was not done at the time of budget preparation, but will be created and reported on during the Fiscal Year 2022-23.

Debt Policy

The Debt Policy, adopted in compliance with Government Code Section 8855(i), governs all debt undertaken or refinanced by the District. It describes the purposes for which Debt may be issued, the types of debt the District may issue, and the relationship of debt to the Capital Improvement Program and the Operating Budget.

Investment Policy

In accordance with District Ordinance No. 3000.05, management responsibility for the investment program is delegated to the General Manager. The Director of Finance has been designated as the “Investment Officer” in charge of operational management.

Investments by the Investment Officer are limited to those instruments specifically described in the District's Investment Policy. The Investment Officer submits quarterly reports to the Board of Directors detailing all investment holdings. In order of importance, the following five fundamental criteria are followed in the investment program: 1) safety of principal; 2) limiting credit risk liquidity; 3) limiting interest rate risk; 4) liquidity and; 5) return on investment.

Procurement Policy

The District's procurement policy creates uniform procedures for acquiring equipment, and goods and services for its operations. The primary purpose of this policy is to provide for the purchase of materials and trade services with the objective that they will be available at the proper time, in the proper place, in the proper quantity, in the proper quality, and at the best available price, consistent with the needs of the District.

Accounting System and Controls

The District uses the Tyler Technologies financial accounting system to record its financial transactions. Management has established a system of internal controls that provides a reasonable basis for protecting the District's assets from loss, theft, and misuse, and that compiles sufficient reliable information for the preparation of the District's financial statements. At the end of the year, the District prepares an ACFR consisting of management's representations concerning the District's finances. An independent auditing firm audits this report and examines District internal controls and provides an opinion on the financial reporting and provides suggestions on ways to improve the internal control processes of the District.

Fund Structure and Descriptions

Legally, San Juan Water District is a single enterprise fund. For purposes of rate setting, reserve segregation and managerial reporting, the District utilizes four distinct funds as follows:

Enterprise Funds:

- Wholesale Operating Fund
- Retail Operating Fund

Capital Outlay Funds:

- Wholesale Capital Outlay Fund
- Retail Capital Outlay Fund

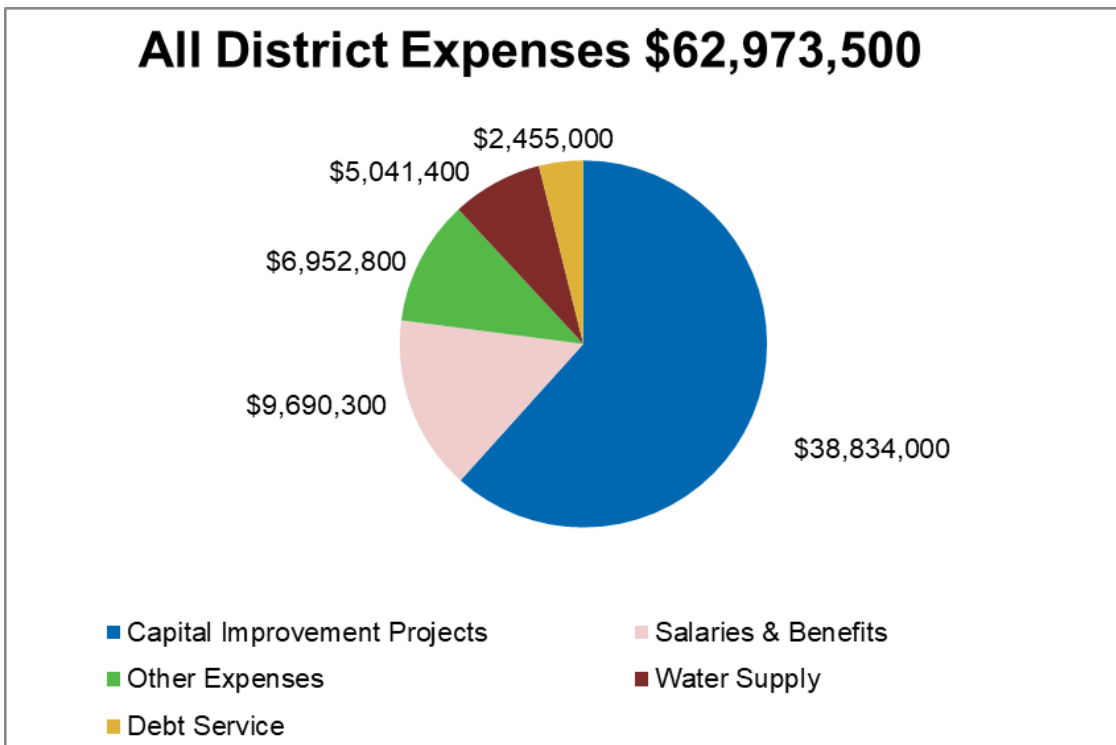
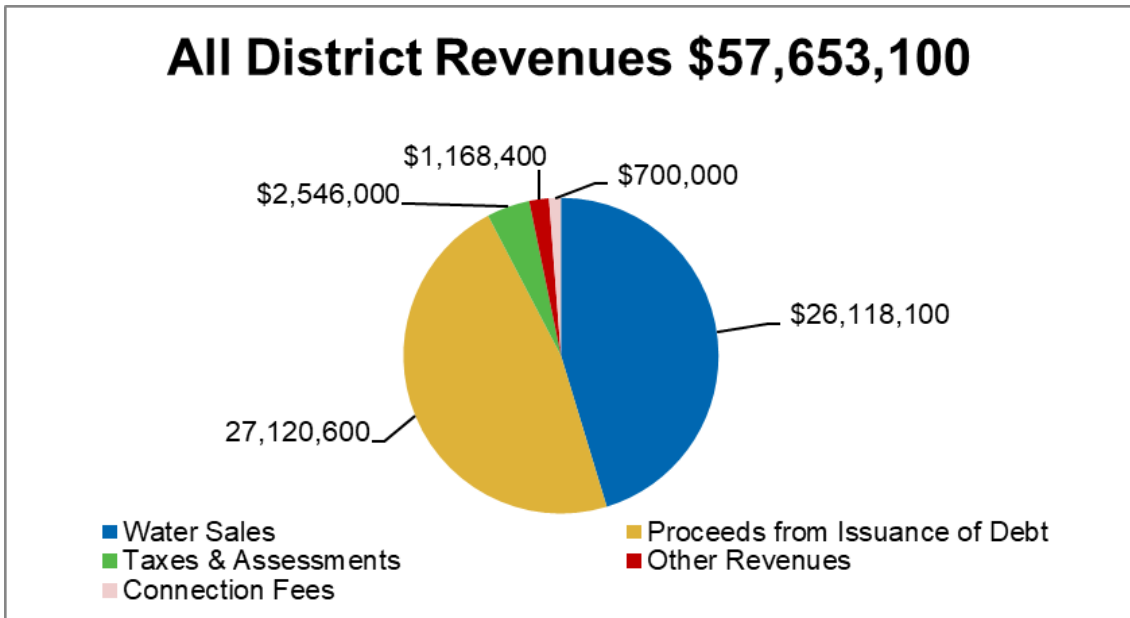
The funds are combined for purposes of formal financial reporting (audited financial statements). Budgets and descriptions for these funds can be found starting on page 49.

Budget Assumptions

A budget is an estimate of revenues and expenditures for a set period of time. The creation of estimates involves a set of assumptions. It is important that the reader of this budget understands the assumptions used in preparing the revenue and expenditures estimates contained herein. Listed below are the primary assumptions used in the creation of this budget:

- No increase to wholesale water rates
- Retail rate increase effective January 1, 2023 (7.6% increase on the volumetric rate and 8% increase on the fixed base rate)
- Overall wholesale water demand 17% greater than estimate for FY 2021-22. Comprised of:
 - 4.4% increase in sales to regular wholesale customers, specifically Citrus Heights Water District and Fair Oaks Water District
 - 2,994 acre feet sold outside of service area in a market rate groundwater substitution transfer (80% of maximum sale)
 - 2,600 acre feet sold to Sacramento Suburban Water District as part of the operations plan for the rehabilitation of the Hinkle Reservoir
 - 5% decline in retail water demand due to voluntary conservation messaging
- Property taxes increase 2%
- 5% increase in health care insurance costs
- Salary budget was prepared utilizing a new compensation schedule created with a market target of 5% above market median on a cash basis. Salary budget includes a 3.8% COLA, representing the average COLA awarded by the labor market as of June 22, 2022, since the compensation study was prepared
- Incentive Award Program funded at \$60,000 total
- No additional payment to unfunded pension liability as District expects to be fully funded with next valuation report
- Property Insurance increase of 33.5% due to California wildfires
- Liability insurance expected to increase by 55% due to claims experience and general industry cost increases

Estimated Revenues and Expenditures of Funds – Summary



Estimated Revenues and Expenditures of Funds – Summary

	Wholesale Operations	Wholesale Capital Outlay	Retail Operations	Retail Capital Outlay	Total
Est. Beginning Available Reserves July 1, 2022	\$ 1,780,021	\$ 17,849,130	\$ 2,524,798	\$ 14,817,697	\$ 36,971,646
Revenues					
Proceeds from Issuance of Debt	\$ -	\$ 23,120,600	\$ -	\$ 4,000,000	\$ 27,120,600
Water Sales	11,003,900	-	15,114,200	-	26,118,100
Taxes & Assessments	-	1,273,000	-	1,273,000	2,546,000
Other Revenues	113,100	126,000	780,500	148,800	1,168,400
Connection Fees	-	200,000	-	500,000	700,000
Total Revenues	\$ 11,117,000	\$ 24,719,600	\$ 15,894,700	\$ 5,921,800	\$ 57,653,100
Expenses					
Capital Improvement Projects	\$ -	\$ 25,361,900	\$ -	\$ 13,472,100	\$ 38,834,000
Salaries & Benefits	3,959,700	-	5,730,600	-	9,690,300
Water Supply	1,906,600	-	3,134,800	-	5,041,400
Debt Service - Principal	851,300	-	510,900	-	1,362,200
Debt Service - Interest	686,300	-	406,500	-	1,092,800
Other Expenses	2,865,900	70,000	3,806,900	210,000	6,952,800
Total Expenses	\$ 10,269,800	\$ 25,431,900	\$ 13,589,700	\$ 13,682,100	\$ 62,973,500
Net Income	\$ 847,200	\$ (712,300)	\$ 2,305,000	\$ (7,760,300)	\$ (5,320,400)
Transfer In/(Out)	(573,200)	573,200	(2,111,800)	2,111,800	-
Ending Available Reserves Est.	\$ 2,054,021	\$ 17,710,030	\$ 2,717,998	\$ 9,169,197	\$ 31,651,246

This Page Intentionally Left Blank



MAJOR REVENUES AND EXPENDITURES

This Page Intentionally Left Blank

MAJOR REVENUES AND EXPENDITURES

In order to assist in understanding the fiscal trends facing the District, and the assumptions utilized in preparing this budget, the following discussion and analysis of the District’s major revenues and expenditures are presented.

Water Sales

Revenue from the sale of water accounts for 85% of all District revenues, excluding the proceeds from the issuance of debt. Water revenues are driven by two primary factors, the amount of water sold and the rate per unit. The Board of Directors considers and adopts rates through separate processes for wholesale and retail. Wholesale customers are presented with a rate study and are given 150 days to provide comments to the Board of Directors on proposed rate changes. After the 150 day comment period, the Board of Directors review the comments and make a decision on rates for the upcoming calendar year.

Retail rate setting is subject to the provision of Proposition 218 wherein customers are provided information on proposed rate changes, and are invited to attend a public hearing on the proposed changes. Proposed rate changes can be denied if a majority of ratepayers submit votes opposing them. If a majority of rate payers do not vote “no”, the Board of Directors vote on the proposed rate increase and set the effective date for any proposed and approved changes.

The District completed a Financial Plan and adopted a 3-Year Schedule for retail water rates in January 2022. A new rate study is will be undertaken this fiscal year for the wholesale division after completion of the Wholesale Master Plan.

Charts 1 and 2 show water deliveries and water revenues from FY 2011-12 to current.

WHOLESALE WATER DELIVERIES - ACRE FEET

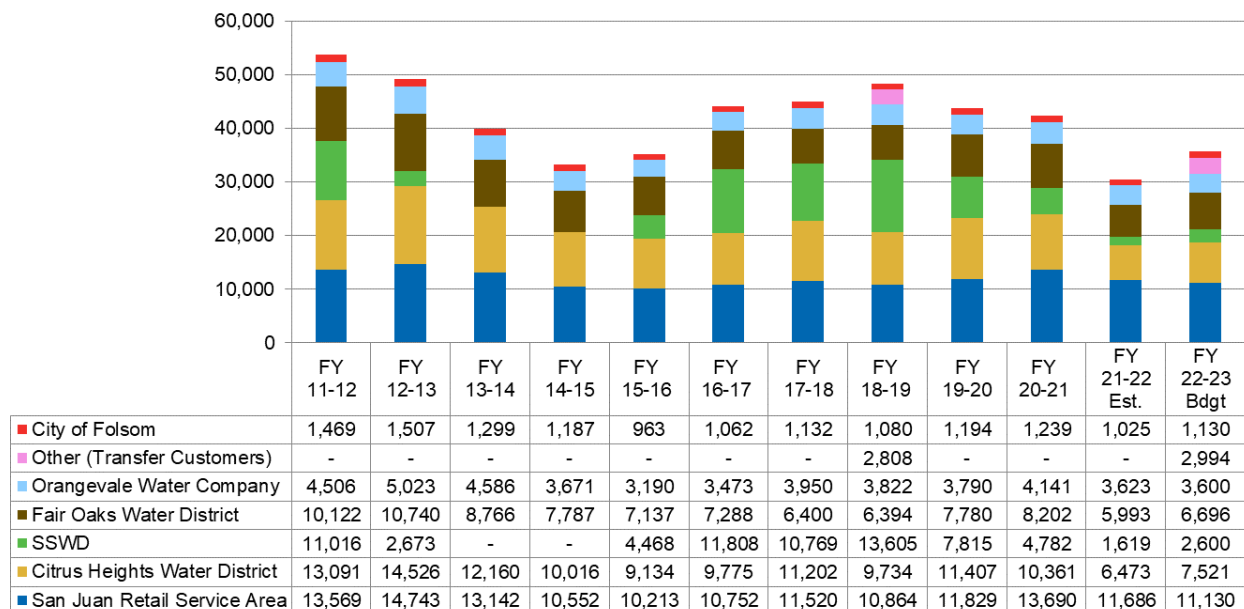


Chart 1

San Juan Water District

Fiscal Year 2022-23 Budget

The 2012-2016 drought resulted in a significant decline in water deliveries. Wholesale water deliveries began a steady decline in FY 2011-12, followed by retail two years later. Wholesale water deliveries reached their low in FY 2014-15 and retail reached its low in FY 2015-16. With the drought “officially” over, the District experienced an uptick in wholesale water demand in FY 2015-16 totaling 35,105 acre-feet. However, this increase was primarily attributed to 4,468 acre-feet of water treated for SSWD. SSWD has an agreement to periodically purchase raw water from PCWA (based upon water supply conditions). They have an agreement with the District to treat and deliver the water that they purchase from PCWA. In FY 2020-21 SSWD was unable to purchase raw water from PCWA. However, they entered into an agreement with the District wherein the District sold its own treated water to SSWD.

Absent the water treated for SSWD, wholesale demand did not begin to increase until FY 2016-17. Demand from the District’s regular wholesale customers slowly increased through FY 2018-19 but has been declining ever since, reaching an expected low of 30,419 acre feet in FY 2021-22. It is expected to increase by 17.2% this budget year due to increased surface water purchases from Citrus Heights Water District and Fair Oaks Water District, combined with a market based groundwater substitution transfer.

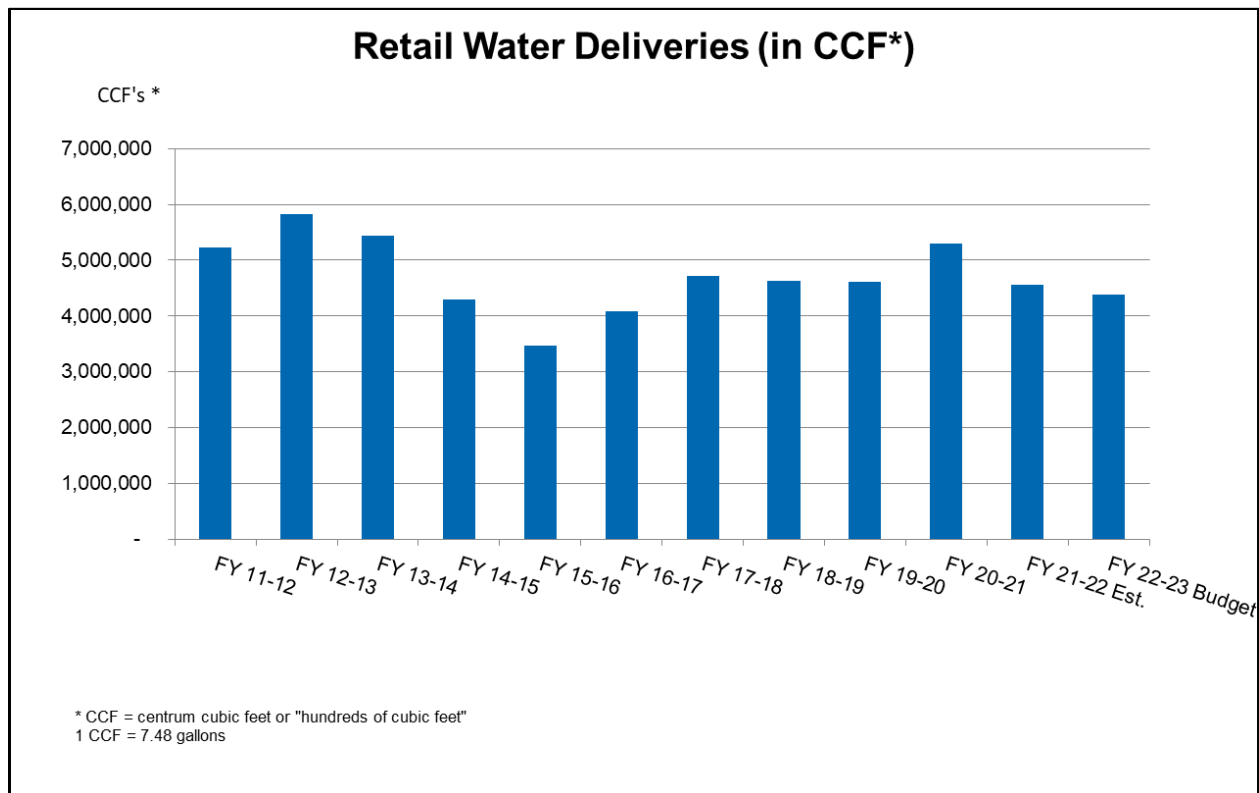


Chart 2

The end of the drought resulted in increased water demand in the retail service area. There was an 18% increase in FY 2016-17 retail water deliveries and a 15% increase in FY 2017-18. Water demand stabilized in FY 18-19 with a minor 2% decline. It remained stable in FY 2019-20 with just a ½ percent decline from the prior year. While the District planned for decreased water demand during the pandemic, the opposite occurred, with FY 2020-21 demand exceeding the prior year by 15%. The District is anticipating a 14% decline in FY 2021-22 due to weather patterns and conservation messaging. Demand is expected to increase by approximately 4% for the 2022-23 Fiscal Year, based on the historical 5 year water use.

Water Sale Revenues (in millions\$)

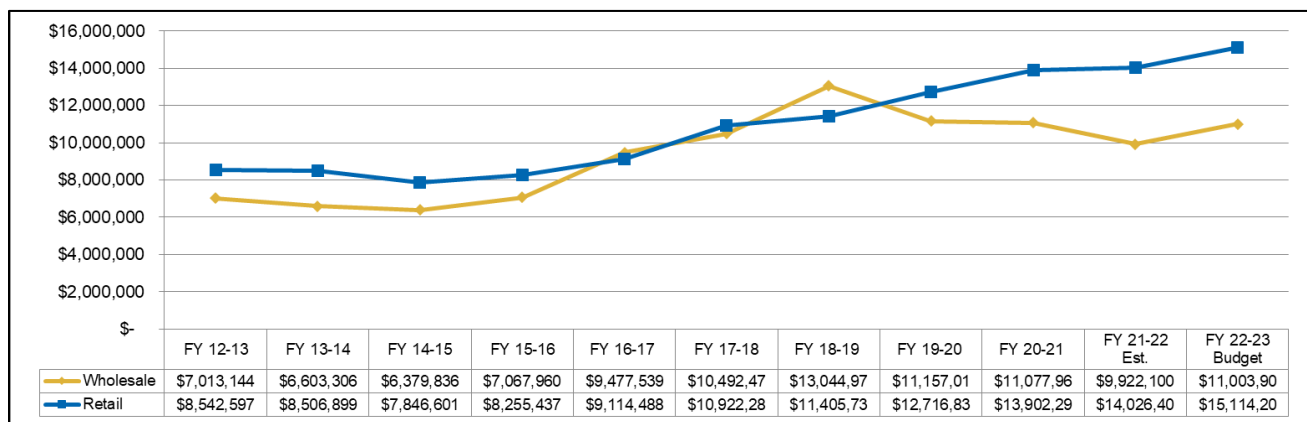


Chart 3

Wholesale water sale revenues declined steadily from FY 2011-1 through FY 2014-15. Revenues increased steadily from FY 2015-16 through FY 2018-19 for a number of reasons:

- Increased demand from wholesale customers. Demand from the wholesale customers was a low 33,213 acre-feet in FY 2014-15 and peaked at 34,703 acre-feet in FY 2018-19.
- Treatment of SSWD water. When certain hydrology conditions are met, SSWD is able to purchase surface water from PCWA to augment their groundwater supplies. SSWD pays the District to treat this surface water on their behalf. After not taking surface water for two years, SSWD began taking this supply in FY 2015-16, causing a spike in District revenues.
- Increased rates. On January 11, 2017, the Board of Directors approved a 5-Year Rate Schedule, which allows for a 16% effective increase to go into effect on January 1, 2017, 9% per year for January 2018 through January 2020 and 5% in January 2021.

Wholesale water sale revenue declined in FY 2019-20, in spite of the rate increase and increased sales to the wholesale customer agencies, due to SSWD taking less PCWA water. In addition, wholesale water rates were reduced on July 1, 2019 to reflect savings incurred by refinancing a debt issuance in 2017. Wholesale water sale revenues held steady in FY 2020-21, in spite of a planned 5% effective rate increase on January 1, 2021.

San Juan Water District

Fiscal Year 2022-23 Budget

Due to hydrologic conditions, SSWD was not able to take its PCWA water. However, the two water districts entered into an agreement wherein SSWD is purchasing treated water directly from the District. While the District earns more money by selling its own water to the SSWD, as opposed to simply treating their PCWA water, the amount sold was 2,340 acre-feet less than what was treated in the prior year, resulting in a decline in revenues. Wholesale water sale revenues are expected to fall in Fiscal Year 2021-22 due a general decline in demand, most notably from Citrus Heights Water District and Fair Oaks Water District. However, that decline in demand is expected to reverse for the 2022-23 fiscal year. Even though rates are expected to remain unchanged, due to increased demand projections from the wholesale customer agencies, and a planned groundwater substitution transfer, wholesale water sale revenues are expected to increase by 10% over the prior year.

On the retail side, FY 2011-12 retail water use was relatively constant from the prior year, but due to a 2% rate increase, effective the prior January, revenues were slightly up.

In FY 2012-13, water use increased 11% and while there was no rate increase in the prior year, there was an inflation adjustment of 2% mid-way through the year, resulting in an increase in revenues.

In FY 2013-14, water use began a multi-year decline, but a mid-year 2% rate increase, combined with the prior year 2% increase resulted in revenues that were just slightly lower than the prior year.

In FY 2014-15, water use dropped significantly as a result of the drought and conservation mandates. The District restructured their rates and at the end of the fiscal year, in June 2015, implemented a retail drought surcharge. Revenues for FY 2014-15 fell 7.8% from the prior year.

In FY 2015-16, water use continued its sharp decline but due to the drought surcharge and a 15% rate increase in January 2016, revenues were restored to FY 2013-14 levels. The drought surcharge was removed April 1, 2016.

FY 2016-17 yielded a 10.4% increase in revenues, mostly from increased consumption from the end of the drought.

The Board of Directors approved a 5-Year Rate Schedule that resulted in an effective 8% rate increase on May 1, 2017, and a 9% rate increase on January 1, 2018. Those rate increases, combined with increased consumption produced a 19.9% increase in retail water sale revenues for FY 2017-18.

In FY 2018-19, there was an 8% effective rate increase on January 1, 2019, but consumption was down 8.46%, resulting in a revenue increase of 4.43%.

Water sale revenues increased 11.5% in FY 2019-20 due to the 8% effective rate increases on January 1, 2019 and 2020, and stable consumption (0.55% decline).

The last rate increase from the 5-year rate plan went into effect on January 1, 2021. This 6% effective increase was expected to be partially offset by a 10% decline in consumption, as a result of the COVID-19 pandemic, resulting in a revenue increase of 3.48%. However, the pandemic resulted in an increase, not a decrease in water sales and the FY 2020-21 retail water sales revenues increased by 9% from the prior year.

Retail water sales revenues are expected to hold relatively constant for fiscal year 2021-22, in spite of the February 2022 rate increase, due to lower than expected demand.

For the FY 2022-23 budget, the District assumes revenues will increase by 7.8% due to an approximate 4% increase in demand, combined with an 8% rate increase scheduled for January 2023.

Property Tax

Representing about 8% of total District revenues, excluding the proceeds from the issuance of debt, Property Taxes are usually the second largest revenue source. Property Tax revenue is shared evenly between wholesale and retail and has been designated by the Board of Directors to be spent on capital projects, not operations.

Property Tax Revenues

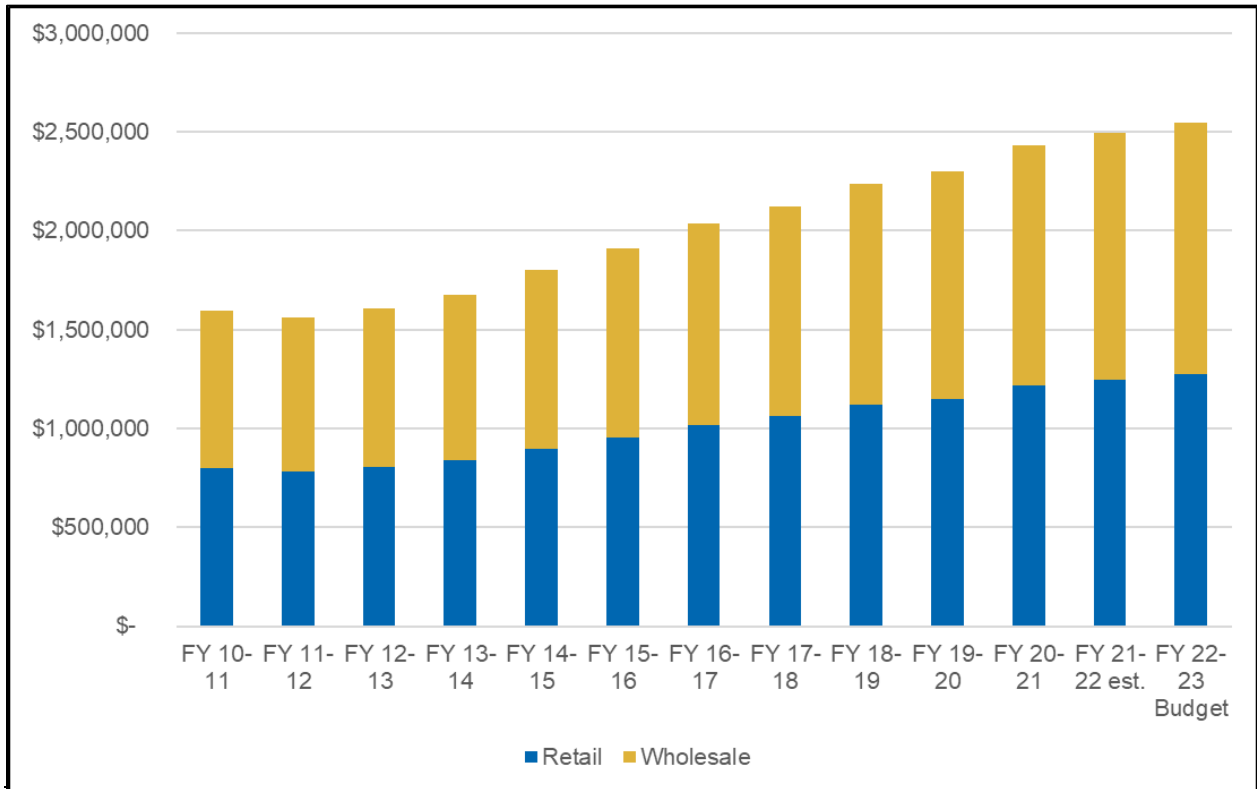


Chart 4

Property Tax revenues have been steadily increasing over the past eight years, a result of the rebound in the housing market after the Great Recession (see Chart 4). This budget anticipates a 2% increase in Property Tax revenues. Property taxes are set in January for the upcoming fiscal year, based on January property values. The pandemic does not appear to have had a negative effect on property values.

Proceeds from the Issuance of New Debt

The San Juan Water District strives to be on a pay as you go basis for funding the capital program. This means the District needs to build up significant reserves so that cash is on hand when infrastructure needs to be replaced. The majority of the capital replacement program is funded with accumulated reserves. The existing reserves of the District are not currently sufficient to fund two large infrastructure projects:

Project	Total Project Cost	FY 2022-23 Debt Financing
Replacement of the Hinkle Reservoir Cover and Liner	\$ 24,331,100	\$ 23,120,600
Replacement of the transmission pipeline in Eureka Road, between Barton and Auburn Folsom Roads	\$ 4,000,000	\$ 4,000,000

Both projects will utilize the State of California’s Drinking Water Revolving Loan Fund, which offers project financing at lower than market rate. The District secured a loan agreement at 1.2% interest and a repayment period of 30 years for the Hinkle Reservoir project. The loan application for the Eureka Road project is in progress.

The District may not take the full loan proceeds for the Hinkle Reservoir project as the Wholesale capital fund has strong reserves. How much debt to take will be analyzed in the upcoming Wholesale Financial Plan.

Salaries and Benefits

Aside from the Capital Improvement Program, Salaries and Benefits represent the largest expense of the District.

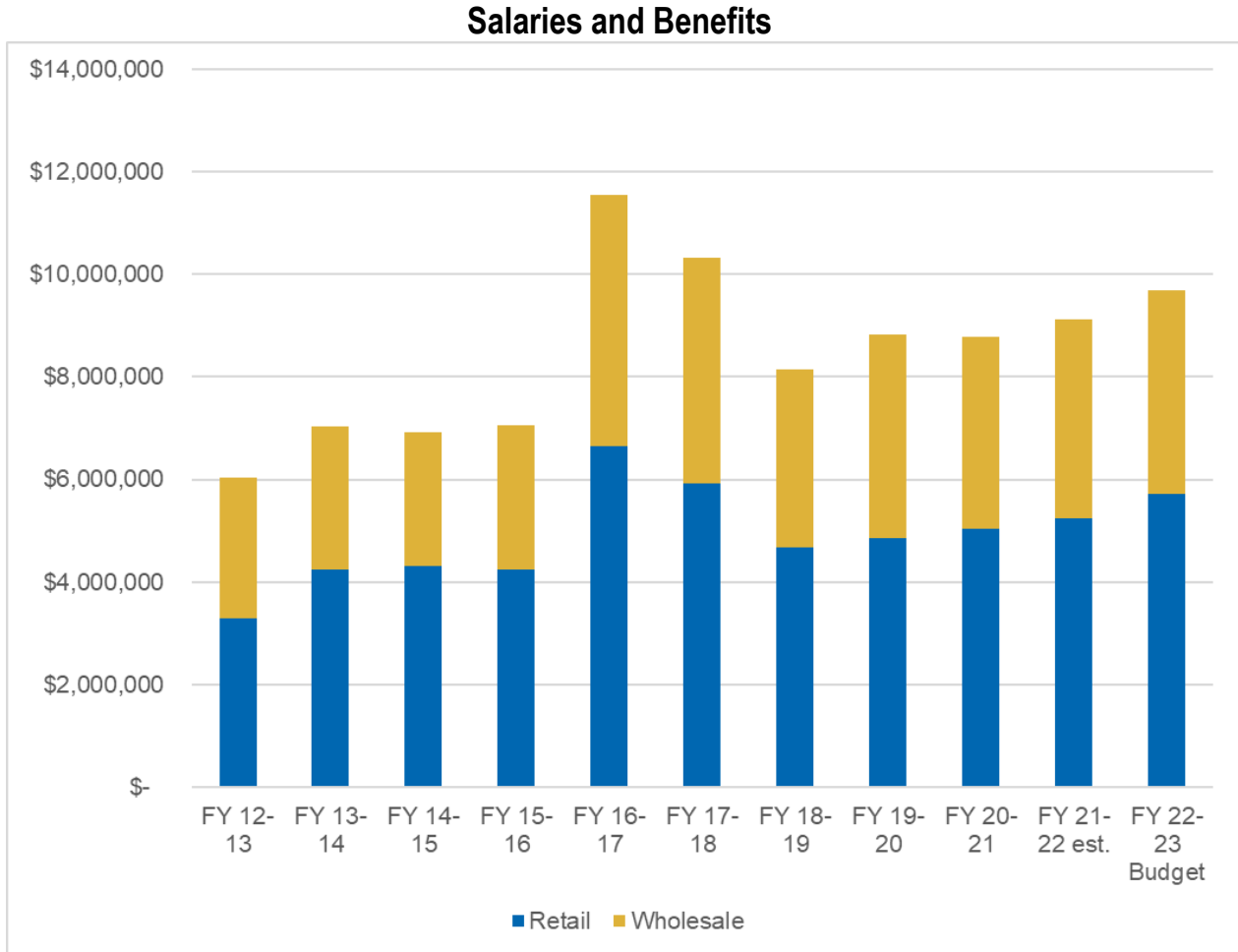


Chart 5

Chart 5 depicts a spike in Salary and Benefit costs in FY 2016-17, followed by a decline through FY 2018-19, then a jagged overall increase through FY 2021-22. The spike is due to the Board of Director’s decision to pay down the District’s unfunded pension liability. The District paid \$4,112,000 towards this liability in FY 2016-17 and remitted an additional \$2,787,800 in FY 2017-18, which is expected to materially eliminate the liability. Paying down the unfunded liability will save the District approximately \$8.8 million over the next 30 years.

Salaries and Benefits are expected to increase by 10.2% in FY 2022-23 or \$928,700 due to the following factors:

- One new position. The level of District staffing (number of employees) had remained relatively unchanged for many years, in spite of significant increases in regulatory compliance work and an aging infrastructure. In FY 2016-17, the Board of Directors approved the addition of one Water Treatment Plant Operator, in FY 2017-18, the Board of Directors approved the addition of a Safety/Regulatory Compliance Coordinator, and in FY 2018-19, the Board of Directors approved the additional of a Customer Service Technician to improve internal controls and better serve our customers. In FY 2021-22 the Board approved the addition of a Meter Maintenance Technician to assist in the newly created meter replacement program. The district's meters were originally between 1997 and 2004. With an expected life cycle of 20-25 years the time has come for the District to implement a meter replacement program. This program will replace approximately 515 meters annual, resulting in a 20 year replacement cycle. The District now has 49 Full Time Equivalent (FTE) positions.
- Revised salary schedule. The Compensation Policy, amended by the Board of Directors in September of 2017, requires a compensation study be performed at least once every four years. The purpose of the study is to ensure the District is offering a fair and competitive compensation package to its employees. During the 2019 Compensation Study process the Board of Directors changed their target market position for total compensation from "10% above market average", to "market median". As a result, the majority of District employees pay was frozen. The District completed another compensation study in the spring of 2022 and the Board decided to adjust the market target to 5% above market median total cash. This will result in 20 employees getting a pay increase to bring them to the bottom of the new range and will "unfreeze" pay for all employees that were still on the previously frozen salary schedule.
- Cost of Living Adjustment: the District's practice is to award a cost of living adjustment each July, based on the previous March over March Consumer Price Index for West Cities B. The March index showed a 9% increase. However, the compensation study referenced above included market data as of April 2022 so utilizing the March of March CPI is not appropriate. Instead, the Board directed staff to include a 3.8% COLA in this budget, representing the average COLA awarded by the District's labor market, subsequent to April 2022, (comparator agencies in the compensation study) as of June 22, 2022.
- Increase of 5% in health benefit costs.

Water Supply Costs

The District’s existing water supply consists of three separate raw water contracts. The first source of water is 33,000 acre-feet of water rights on the American River. The second source is a contract with Reclamation for 24,200 acre-feet of Central Valley Project water. The third water source is a contract with PCWA for up to 25,000 acre-feet of water. All sources of surface water are either stored or flow through Folsom Lake and delivery is taken at Folsom Dam outlets, either by gravity or pumped by Reclamation’s Folsom Pumping Plant. Total water deliveries for FY 2019-20 were 36,292 acre-feet and are anticipated to be 37,229 acre-feet for FY 2020-21, and 34,134 for FY 2021-22, excluding pass through deliveries for SSWD.

Wholesale Water Supply Cost

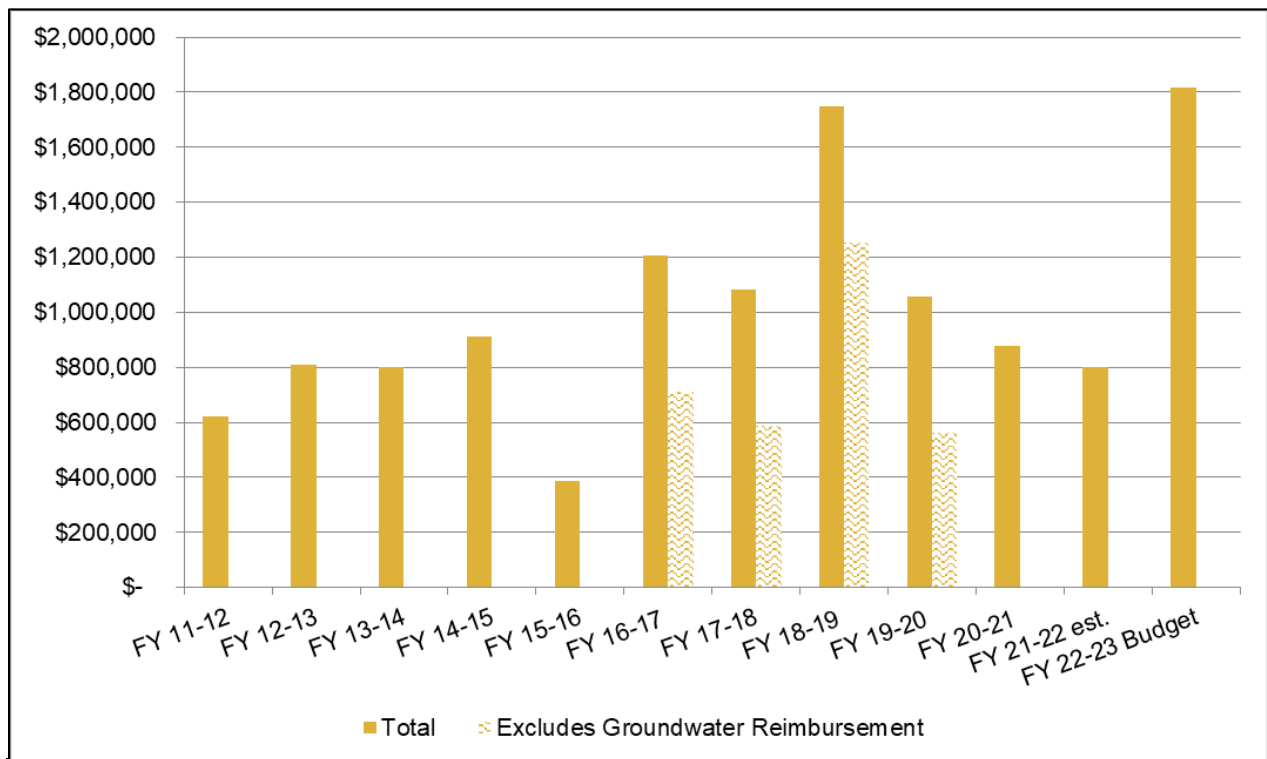


Chart 6

As illustrated in Chart 6, water supply costs increased significantly in FY 2016-17 and again in FY 2018-19.

The FY 2016-17 costs increased for two primary reasons. First, in 2008 a surface water shortage and reimbursement agreement to provide groundwater supplies during times of surface water shortage was prepared, and referenced in the signed 2008 Wholesale Water Supply Agreements. The District, in its capacity as the wholesale supplier, determined that there was a potential need for groundwater pumping between 2009 and 2013, and asked both the Citrus Heights Water District and Fair Oaks Water District to maintain their readiness to supply groundwater. In 2014, due to a potential shortage in

surface water supplies caused by a third year of drought, the District requested groundwater to be pumped. From 2009 to 2014, both districts maintained their readiness to supply groundwater, as requested, but did not submit invoices for the incremental cost until the District asked them to actually pump groundwater in 2014. At that time, the District was provided with a bill in the approximate amount of \$4 million. The District disputed the amount, and the cost was settled in FY 2016-17 at \$1,981,440, to be repaid over a 4-year period ending in FY 2019-20. The light grey bar on Chart 6 shows water supply costs for fiscal years 2016-17 through 2019-20 without the payment towards the groundwater reimbursement.

After removing the effect of the groundwater reimbursement, FY 2016-17 water supply cost still show an increase over the prior year. The agreement with PCWA required the District to pay for 25,000 acre-feet of water, regardless of how much water the District actually took. However, in periods of drought, the District is allowed to pay for the greater of 10,000 acre-feet or the actual amount delivered. With the drought officially over in FY 2016-17, the reduced demand allowance ended and the cost of the PCWA contract rose accordingly.

Water supply costs decreased in FY 2017-18, in spite of increased demand. This was due to a reduction in the cost of water purchased from PCWA. Per the contract between the District and PCWA, the cost of PCWA water is calculated as the average of the District's Central Valley Project rate and the Central Valley Project rate for the City of Roseville and PCWA. In addition, the District must pay Warren Act contract charges on the PCWA water it receives. Central Valley Project water rates and Warren Act charges are set annually by Reclamation. Due to an abundance of water supplies, Reclamation reduced the Central Valley Project rate by 35% for 2017, causing a like decrease in the District's PCWA water rate. Additionally, in December of 2017, the District negotiated an amendment to the contract with PCWA wherein the take or pay amount was reduced from 25,000 acre-feet to 12,500 acre-feet. The District still has the option to take up to 25,000 acre-feet, but is only required to pay for 12,500 acre-feet regardless of whether it takes the water or not. This cut the PCWA water supply cost to half of what it would have been otherwise.

The spike in costs in FY 2018-19 is a result of a groundwater substitution transfer. In FY 2018-19 the District sold 2,808 acre-feet of surface water to the Dudley Ridge Water District and the Kern County Water Agency. Both the Citrus Heights Water District and the Fair Oaks Water District used their groundwater instead of purchasing the District's surface water. The District compensated them for the cost of the groundwater out of the transfer proceeds. The transaction yielded net revenues but increased the water supply cost in the process.

Water supply costs for FY 2019-20 were in line with FY 2017-18 with no groundwater substitution transfer and no substantial change in water demand.

San Juan Water District

Fiscal Year 2022-23 Budget

The groundwater reimbursement payments to Citrus Heights and Fair Oaks Water Districts were completed in FY 2019-20, reducing annual costs by \$495,400. Thus, supply costs for FY 2020-201 decreased.

Water Supply costs for FY 2021-22 are expected to be 8% lower than the prior year as the District is purchasing less water from PCWA thereby reducing the wheeling charges.

The District anticipates paying approximately \$1 million in FY 2022-23 pay for the environmental review necessary to renew the District's Warrant Act (or wheeling) agreement with the U.S. Bureau of Reclamation.

Capital Spending

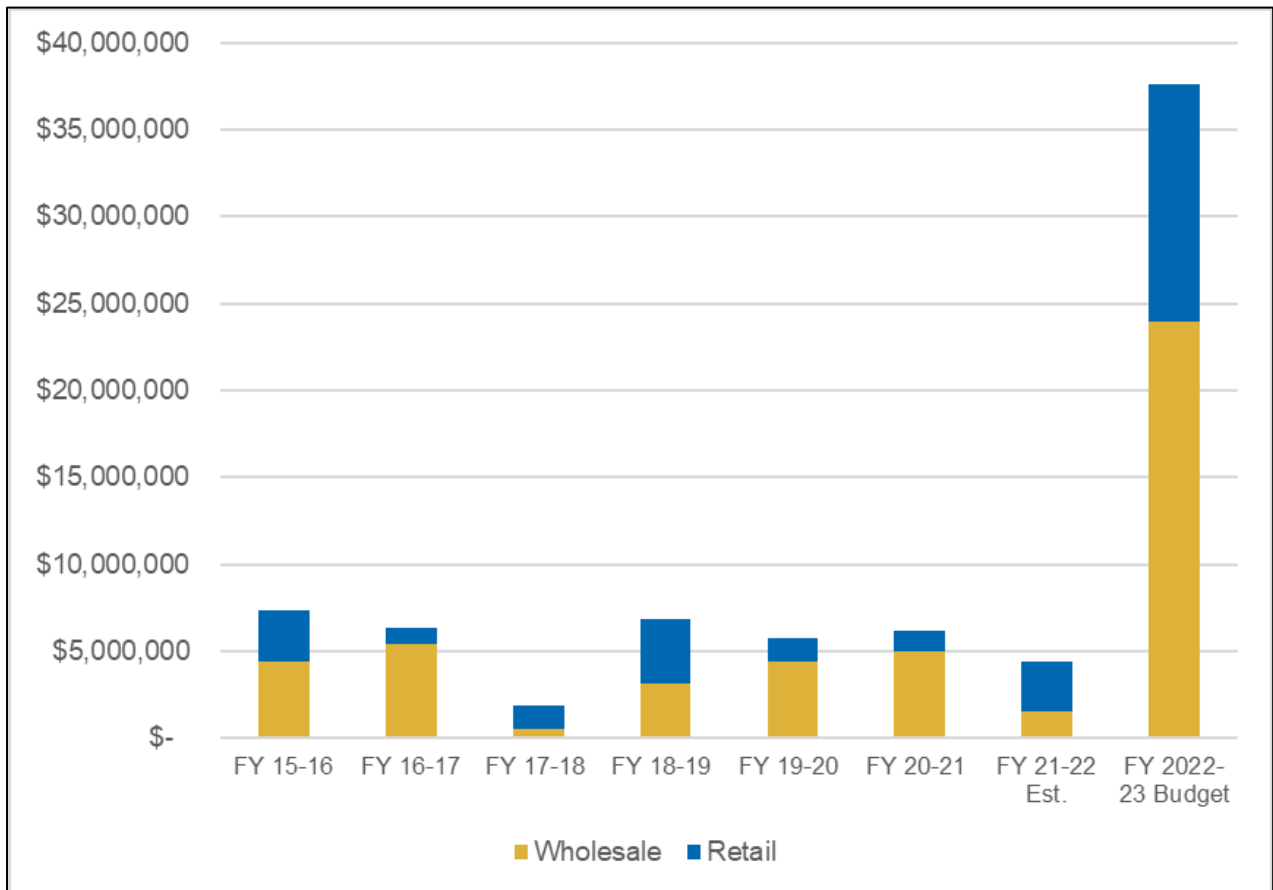


Chart 7

Capital spending has fluctuated from \$7.3 million in FY 2015-16 to a low of \$1.8 million in FY 2017-18 then increasing to an eight year planned high of \$37.6 million.

The FY 2022-23 capital spending budget is consists predominately of wholesale’s Hinkle Reservoir Rehabilitation project. Total project costs are in excess of \$24 million. More information on the project can be found on page 57. The retail division plans to spend \$13.7 million on capital projects in FY 2022-23, the largest project being the replacement of transmission pipeline in Eureka Road, between Barton Road and Auburn Folsom Road. This project will also utilize financing from the California State Drinking Water Revolving Loan Fund.

A complete list of projects planned for FY 2022-23 can be found starting on page 57 and 65 of this document.

Reserve Summary

Wholesale and Retail Operating and Capital Reserves Combined

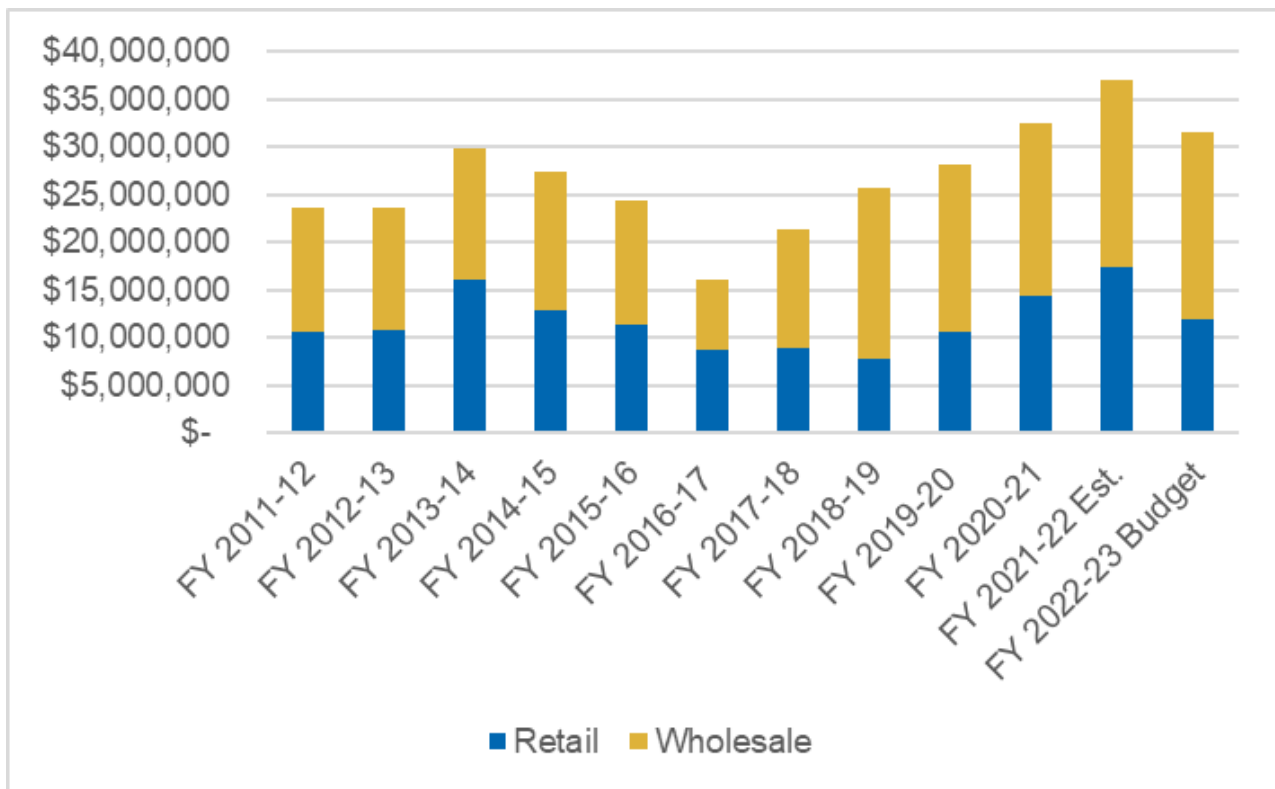


Chart 8

The combination of the Great Recession, followed by the drought, resulted in the need to defer maintenance and capital projects and utilize reserves to augment operations and critical capital projects. This is illustrated in Chart 8 by the sharp decline in District reserve balances between FY 2013-14 and 2017-18.

The District has taken several actions to improve its financial condition now and into the future, as described below:

- *Paid off Unfunded Pension Liability:* The Board authorized two large payments intended to pay off the District's unfunded pension liability. The District was paying 7.5% interest on this liability, but only earning approximately 1.5% on its reserves. In May 2017, the District remitted \$4,112,000, and in April 2018 the District paid \$2,787,800. By drawing down reserves to pay down this debt, the District will save approximately \$8.8 million through FY 2036-37, with annual savings of approximately \$350,000. These savings can be used to fund critical infrastructure needs which will help reduce upward pressure on rates. Through these efforts the District was able to achieve a funded rate of approximately 95%, one of the highest funded rates in the State of California. With the pension plans FY 2020-21 investment return of 21.3%, the District anticipates it's next valuation will show that the pension plans are now fully funded. While this status is fluid, changing annually based on the performance of the CalPERS portfolio and subject to changing assumptions about future interest and mortality rates, it still signifies strong financial stewardship by the Board of Directors.
- *Debt Refinanced:* In May of 2017, the Board of Directors approved an advance refunding of the District's Series 2009A Certificates of Participation. This refinancing will save the District approximately \$11.2 million through FY 2038-39. The 2012 Refunding Bonds were refunded on February 1, 2022, resulting in total interest savings of approximately \$1.75 million through FY 2032-33.
- *Utilization of California State Water Resources Control Board's revolving loan fund program (SRF).* The SRF grants low interest rate loans for drinking water capital improvement projects. While the process of obtaining the loan is long (up to two years or more), the low interest rate generates significant savings. For example. The District just secured an SRF loan for the Hinkle Reservoir project at 1.2% interest. If the District were to finance this project through a traditional bond issuance, the interest rate would be closer to 4%, increasing debt service costs by at least \$12 million over 30 years. The District intends to utilize the SRF program whenever possible.
- *Renegotiated Contract with PCWA:* In December of 2017, the District negotiated an amendment to its contract with PCWA wherein the take or pay amount was reduced from 25,000 acre-feet to 12,500 acre-feet. The District still has the option to take up to 25,000 acre-feet, but is only required to pay for 12,500 acre-feet regardless of whether it takes the water or not. This cut the PCWA water supply cost in half, providing savings of approximately \$275,000 per year, starting in FY 2018-19.
- *Renegotiated Contracts with City of Roseville (City):* Under two separate contracts, the District is obligated to provide up to 4,000 acre-feet annually to the City from the District's PCWA take or pay contract. The amendments require the City to compensate the District for maintaining the availability of 4,000 acre-feet

- per year water supply for the City. This will generate annual revenues of approximately \$90,000 beginning in FY 2018-19.
- *5-Year Rate Schedule:* The District completed a Five Year Financial Plan and implemented a five year rate structure in 2017 that was designed to replenish reserves while ensuring that the District can continue its mission to deliver a reliable water supply of the highest quality at reasonable and equitable costs.
- *Groundwater Substitution Transfers:* The District has been working for many years to create a legal path for the sale of excess water supplies. Selling excess water supplies benefits all customers of the District as it generates additional revenues that can be used to maintain and/or improve infrastructure, reduce or eliminate the need for future debt which will reduce future upward pressure on water rates. The first groundwater transfer was completed in FY 2018-19 paving the way for more transfers in the future. The District is currently negotiating its second groundwater substitution transfer, to occur in FY 2022-23. It is estimated to generate net revenues in excess of \$700,000.
- *Water Transfers:* The Sacramento Suburban Water District (SSWD) has an agreement with PCWA to purchase surface water in years where the unimpaired flow into Folsom Lake exceeds a certain level. The District treats the raw PCWA water diverted from Folsom Lake for the SSWD. While these revenues are not guaranteed on an annual basis, they have significantly contributed to wholesale reserves. In August of 2020, the District entered into a pilot agreement with the Sacramento Suburban Water District (SSWD) in August 2020 to sell them up to 4,000 acre feet of the District's water, in addition to treating any PCWA they may take. This program was successful for both agencies. Another agreement was entered into in February 2021 for the sale of up to 6,000 acre feet of District water to SSWD, from March 1, 2020 through February 2022. The District currently estimates that it will have sold 1,619 acre feet to SSWD, generating additional revenues of \$495,600 for the 2021-22 fiscal year.
- *Salary Schedule Reduction:* The District has historically chosen to maintain salaries schedules that, when combined with benefits, put the District's total compensation at 10% above average amongst the selected comparator agencies. In FY 2019-20 the Board of Directors reduced this target down to market median. Current employees were not subject to pay decreases, but their ability to receive future pay increases is substantially reduced. All new hires will be hired into the new Compensation Schedule, which can be found on the District's website. Existing employees remain on their original pay scale until such time as the new schedule is greater than their existing scale. The old pay scale is not able to receive cost of living adjustments, as it is frozen until all employees migrate to the new pay scale, at which time it will become obsolete. Given a number of factors, particularly the current tight labor market, the Board gave direction to staff to prepare a new salary schedule that is 5% above market median total cash. While this will increase costs, there were significant savings in the three years prior and the District needs the increased salaries for retention and attraction of highly qualified employees.

This Page Intentionally Left Blank

OPERATING FUNDS



OPERATING FUNDS

The Wholesale and Retail Operating Funds account for the operations of the District. Department operating costs are shared and split between wholesale and retail based upon the proportionate benefit received by each, which can differ from person to person, department to department and expense to expense. The major projects for the budget years are discussed in detail in the Operations Plan, which can be found on page 44.

The District is comprised of the following functional areas, or departments:

Administration and General

The functional area of Administration and General is a combination of the following departments: Board of Directors, Executive, Finance, Administration, Human Resources, and Information Technology. Overall District costs related to general operations, legal, insurance, and office expenses are recorded in this category.

Customer Service

The Customer Service Department is responsible for the billing and collection of water service revenue from the District's retail customers and is the initial point of contact for customer inquiries. This includes the establishment of new water service, modifications to existing service, payments, delinquency cutoffs, and meter reading.

Distribution (Field Services)

This Department operates and maintains wholesale and retail water transmission and distribution pipelines ranging in size from 6" to 96" in diameter and totaling over 217 miles in length, including water meters, air release valves and other appurtenances. The Department also maintains and operates six pump stations and three reservoirs ranging from 0.05 to 4.56 million gallons within the retail system. The Department responds to emergency repairs, works directly with customers, and monitors and maintains water quality standards in the system to meet all federal and state drinking standards.

Engineering Services

This Department is responsible for planning, designing and managing capital improvement projects, assisting with operational improvements, and assisting with maintenance activities which contain an engineering component.

Water Efficiency

The Water Efficiency Department is responsible for creating and implementing programs and services that reduce water use to meet federal, state and local commitments.

Water Treatment

This Department maintains and operates the Plant. The Plant is staffed and operated continuously, 24 hours per day, 7 days per week and 365 days per year. The Department also maintains the Hinkle Reservoir, a 62 million gallon floating cover reservoir, where treated water is stored prior to distribution. The Plant supplies potable water to the Citrus Heights Water District, Fair Oaks Water District, Orange Vale Water Company, Ashland, Sacramento Suburban Water District, and the District's retail service area.

Prior Year Report Card & Current Year Operations Plan

The District's Strategic Plan encompasses our mission, vision and values, and outlines the goals and objectives that we will pursue to meet our mission and achieve our vision. The Strategic Plan incorporates the principles of fiscal responsibility, customer service and operational excellence. It can be viewed on the District's website at: <https://www.sjwd.org/strategic-operations-plans>

The following tables comprise both the Operations Plan Report Card for Fiscal Year 2021-22 and the Operations Plan for Fiscal Year 2022-23. They are organized in sections that correspond to the District's different functional groups. The actions are not in priority order, but the Goals and Strategic Objectives in the Strategic Plan that are related to these actions are noted in the Operations Plan. A target date for accomplishing the action is also listed, and District staff will be reporting regularly on the status of completing each action. The report card for the prior year shows if actions were completed, on track, delayed or have issues.

Operations Plan Report Card FY 2021 -22



On Track
Delayed
Issues

ADMINISTRATION/WATER RESOURCES/IT

Task	Original Target Date	Updated Target Date	Completion Date	Comments
Water Quality Control Plan – represent District interests and collaborate with regional and statewide partners to ensure the WQCP is reasonable and achievable.	Ongoing		Ongoing	
Delta conveyance – engage as necessary to protect District interests as new project developed, permits sought.	Ongoing		Ongoing	
Represent the District’s interests in the implementation of groundwater banking and in the expansion of the regional groundwater bank	Ongoing		Ongoing	
Monitor and respond to regulatory proposals from the SWRCB and DWR in the "Making Conservation a Way of Life" program (water loss regulations, indoor and outdoor efficiency standards, reporting, etc.); collaborate with ACWA, RWA and others around the state to ensure regulations are reasonable	Ongoing		Ongoing	
Represent the District’s interests in the update of the Water Forum Agreement, including participation in various committees and workgroups	Ongoing		Ongoing	
Develop an agreement with PCWA to provide treatment and conveyance capacity for their West County water supply needs.	Subject to PCWA timeline		Subj to PCWA	
Represent the District’s interests in the preparation and completion of the Sacramento Groundwater Authority’s Groundwater Sustainability Plan	12/2021		12/2021	
If conditions warrant and allow, complete actions necessary to implement a groundwater substitution and/or conserved water transfer	6/2022		6/2022	
Prepare annual water rights reports to SWRCB and submit estimated schedule of deliveries of PCWA and CVP supplies to Reclamation	Pre-14 > 4/1/22 Post-14 > 4/1/22 Reclamation > 3/31/22		Pre-14 > 3/28/22 Post-14 > 3/28/22 Reclamation 3/14/22	
Provide Monthly summary reports to Reclamation showing usage of water rights, PCWA, and CVP supplies, as well as treatment of SSWD’s PCWA deliveries	The 10 th of the following month			
2 nd Annual SJWD Employee Kids Day	7/2022	8/2023		Postponed to next year
Update District Ordinances	6/2022	6/2023		
Facilitate Records Inventory Process	6/2022	6/2023		Delayed

CUSTOMER SERVICE

Task	Target Date	Updated Target Date	Completion Date	Comments
Cross train customer service staff to be proficient in customer service related functions to build redundancy to accommodate vacations, illnesses and staff turnover	Ongoing			
Work with Field Service and Water Efficiency staff to diagnose customer meter problems and repair promptly	Ongoing			

Operations Plan Report Card FY 2021 -22



DISTRIBUTION (Field Services)

Task	Target Date	Updated Target Date	Completion Date	Comments
Complete the 2021-22 CO-OP Maintenance Program	6/2022		4/13/2022	
Complete the 2021-22 Cross Connection Control Program	12/2021		12/14/2021	
Complete the 2021-22 Leak Detection Program	6/2022		5/17/2022	
Complete the 2021-22 Air/Vacuum Relief Valve Program	6/2022		12/17/2021	
Complete the 2021-22 Dead End Flushing Program	6/2022		2/24/2022	
Complete the 2021-22 Valve Exercise Program	6/2022		6/23/2022	
Complete the 2021-22 Hydrant Maintenance Program	6/2022		6/23/2022	
Implement the new District Meter Replacement and Testing Program	6/2022		2/7/2022	

ENGINEERING SERVICES

Task	Target Date	Updated Target Date	Completion Date	Comments
Complete the SJWD/PCWA Intertie	12/2021		1/7/2022	Complete
Complete an update of the Wholesale Master Plan	6/2022	7/2022		Ongoing
Complete the design of the Kokilia Reservoir/Tank Project	6/2022		6/2022	Complete
Complete construction of the following pipeline and service replacement projects: <ul style="list-style-type: none"> • Cavitt Stallman Pipeline Project • Auburn Folsom Pipeline Project • Woodminster Cir Services Replacement • Margo Dr Services Replacement 	6/2022		1/5/2022	Complete
Complete construction of the Field Services Parts and Materials Shelter	6/2022	6/2023		Project postponed for 1-year due to recent Bids exceeding budget

FINANCE and HUMAN RESOURCES

Task	Target Date	Updated Target Date	Completion Date	Comments
Complete funding agreement for State Revolving Loan Funds for Hinkie Reservoir Project	8/2021	6/2022	5/12/2022	Project delayed due to drought.
Complete funding agreement for State Revolving Loan Funds for Kokilia Reservoir Project	12/2021	12/31/2022		General and Financial applications are complete. Anticipate submitting Environmental and Technical Applications by the end of July 2022.
Complete funding agreement for State Revolving Loan Funds for Eureka Road Transmission Pipeline Replacement Project	12/2021	ASAP		All applications have been submitted. Waiting on review and draft agreement from the State.

Operations Plan Report Card FY 2021 -22

FINANCE and HUMAN RESOURCES (con't)



Task	Target Date	Updated Target Date	Completion Date	Comments
Refinance 2012 Refunding Bonds	12/2021	2/1/2022	2/1/2022	Complete
Complete 5-Year Retail Financial Plan and Rate Study	8/2021		8/2021	Complete
Commence 5-Year Wholesale Financial Plan and Rate Study	6/2022	8/1/2022		Pending completion of Master Plan. Contract is executed, we are on stand by.
Complete revisions to Treatment Plant Shift Operators MOU	12/2021	12/1/2022		Workload priorities shifted due to FLSA issues, pandemic and staffing shortage.
Conduct Compensation Study	6/2022		6/2/2022	

WATER EFFICIENCY

Task	Target Date	Updated Target Date	Completion Date	Comments
Rehabilitate outdated sections of the demonstration WEL (Water Efficient Landscape) Garden (wholesale)	6/2022		4/2022	Complete
Provide 4 educational customer workshops (wholesale)	6/2022	9/2022		Workshops span April to September
Implement rebate incentive programs and provide on-site assistance to 100 customers to support State mandated water use reductions requirements	6/2022			On Track
Conduct a student art calendar contest to be distributed to all wholesale agencies	6/2022	5/2022		
Test and replace inoperable radio read units upon failure and send failed meter information to Field Services for replacement.	Ongoing			Changed to ongoing task.
Complete landscape area measurements for SWRCB conservation requirements	6/2022	8/2022		Pending CS becoming fully staffed
Evaluate SWRCB variance process and submit any variance requests that would improve the District's aggregate water budget.	6/2022	8/2022		Pending CS becoming fully staffed

WATER TREATMENT

Task	Target Date	Updated Target Date	Completion Date	Comments
Complete Land Maintenance Project at Baldwin Reservoir to Reduce Fire Danger	6/2022		6/2022	
Integrate In-plant pumps into SCADA System	5/2022	8/2022		Programming set for August
Replace Wholesale Meter Network Switches	4/2022		12/3/2021	
Retrofit North Filter Lighting and Circuitry to Energy Efficient LED	12/2021		9/15/2021	

Administration/Water Resources/IT

Task	Strategic Plan Goal	Strategic Plan Objective	Target Date
Update the District's Strategic Plan	All	All	6/2023
Water Quality Control Plan – represent District interests and collaborate with regional and statewide partners to ensure the WQCP is reasonable and achievable	A	5	Ongoing
Delta conveyance – engage as necessary to protect District interests as new project developed, permits sought	A	5	Ongoing
Represent the District's interests in the implementation of groundwater banking and in the expansion of the regional groundwater bank	A	1, 2, 4	Ongoing
Monitor and respond to regulatory proposals from the SWRCB and DWR in the “Making Conservation a Way of Life” program (water loss regulations, indoor and outdoor efficiency standards, reporting, etc.); collaborate with ACWA, RWA and others around the state to ensure regulations are reasonable	A C D	1,5 2 5	Ongoing
Develop an agreement with PCWA to provide treatment and conveyance capacity for their West County water supply needs	A	5	Subject to PCWA timeline
If conditions warrant and allow, complete actions necessary to implement a groundwater substitution and/or conserved water transfer	A	5	6/2023
Prepare annual water rights reports to SWRCB and submit estimated schedule of deliveries of PCWA and CVP supplies to Reclamation	A	All	Post-14 > 2/2023 Pre-14 > 2/2023 Reclamation > 3/2023
Prepare environmental review documents for Warren Act Contract Renewal	A	5	6/2023
Provide Monthly summary reports to Reclamation showing usage of water rights, PCWA, and CVP supplies, as well as treatment of SSWD's PCWA deliveries	A	All	The 10 th of the following month
Plan 2 nd Annual SJWD Employee Kids Day	E	3	7/2023
Complete Board Ordinance Updates	C	1	6/2023
Facilitate Records Inventory Process	C	1	6/2023

Customer Service

Task	Strategic Plan Goal	Strategic Plan Objective	Target Date
Cross train customer service staff to be proficient in customer service related functions to build redundancy to accommodate vacations, illnesses and staff turnover	C	3	6/2023
Work with Field Service and Water Efficiency staff to diagnose customer meter problems and repair promptly	C	2,3	6/2023
Work with Field Service staff to update utility billing databases for the meter replacement rollout to ensure accurate customer billing	C	3	6/2023
Improve customer messaging with better utilization of our email communication software and more timely updates on the District website	C	1,5,7	12/2022
Improve billing process for hydrant meter rentals. Explore adding the process to Tyler UB for better billing and tracking and collecting options	C	3,4	2/2023

Distribution (Field Services)

Task	Strategic Plan Goal	Strategic Plan Objective	Target Date
Complete the 2023 CO-OP Maintenance Program: <ul style="list-style-type: none"> Inspect and maintain all of the appurtenances on the Cooperative Transmission Mainlines Exercise all mainline valves on the Cooperative Transmission Mainlines 	B	2	6/2023
Complete the 2022 Cross Connection Control Program: <ul style="list-style-type: none"> Test 100% of the District Backflows Re-Test 100% of the failed backflows Repair or replace all failed backflows 	B	2	12/2022
Complete the 2023 Leak Detection Program: <ul style="list-style-type: none"> Complete the next phase of the Districts Leak Detection Program Repair all leaks found during the inspection in a timely manner 	B	2	6/2023
Complete the 2022 Air/Vacuum Relief Valve Program <ul style="list-style-type: none"> Inspect and maintain 160 ARVs 	B	2	12/2022
Complete the 2023 Dead End Flushing Program: <ul style="list-style-type: none"> Inspect, maintain, and flush all of the Districts 501 dead end sites Repair or replace all broken blow off valves 	B	2	6/2023

Distribution (Field Services) (con't)

Task	Strategic Plan Goal	Strategic Plan Objective	Target Date
Complete the 2023 Valve Exercise Program: <ul style="list-style-type: none"> Inspect, maintain, and exercise 1,000 mainline valves Repair or replace all broken mainline valves 	B	2	6/2023
Complete the 2023 Hydrant Maintenance Program: <ul style="list-style-type: none"> Inspect, maintain, and exercise 300 fire hydrants Repair or upgrade all broken fire hydrants 	B	2	6/2023
Implement the new District Meter Replacement and Testing Program: <ul style="list-style-type: none"> Test and replace or repair as needed all large meters (3" and above) Test and replace or repair as needed 27 intermediate meters (1.5" to 2.5") Upgrade 515 residential meters (1" and below) Test 371 residential meters (1" and below) Install 2,100 Radio Read End Points 	B	2	6/2023

Engineering Services

Task	Strategic Plan Goal	Strategic Plan Objective	Target Date
Complete construction of the Hinkle Reservoir Liner and Cover Replacement Project	B	1, 3	5/2023
Complete construction of the Eureka Road Pipeline Replacement Project	B	3	1/2023
Complete the design and construction of the Administration Building Electrical Service Upgrade Project	B	3	6/2023
Complete design and construction of the Service Lines and Air Release Valves Replacement Programs	B	3	6/2023
Complete design and construction of the Lime Tower Improvements Project	B	3	6/2023

Finance and Human Resources

Task	Strategic Plan Goal	Strategic Plan Objective	Target Date
Complete a Cost Allocation Study	D	1	12/2022
Complete funding agreement for State Revolving Loan Funds for Kokila Reservoir Project	D	3 a.	6/2023
Complete funding agreement for State Revolving Loan Funds for Eureka Road Transmission Pipeline Replacement Project	D	3 a.	12/2022
Complete Wholesale Financial Plan and Rate Study	D	1	12/2022
Update Personnel Manual	E	3	12/2022
Complete improvements to the Administration Building back deck to improve outdoor meeting space	E	3	12/2022
Fill any open positions within six months	E	5	6/2023
Complete annual performance evaluations by the end of February	E	6	2/2023
Complete revisions to Treatment Plant Shift Operators MOU	E	6	6/2023
Review and improve Accounts Receivable billing and collection processes	D	4	6/2023

Water Efficiency

Task	Strategic Plan Goal	Strategic Plan Objective	Target Date
Provide 6 educational customer workshops (wholesale)	C	2,7	6/2023
Implement rebate incentive programs and provide on-site assistance to 100 customers to support State mandated water use reductions requirements	C	1,2,5	6/2023
Conduct a student art calendar contest to be distributed to all wholesale agencies	C	2,7	5/2023
Test and replace inoperable meter reading equipment upon failure and send failed meter information to Field Services for replacement.	C	3,5	6/2023
Engage retail and wholesale customers to increase participation in the usage reductions needed for the Hinkle replacement project	C	1,5,7	4/2023

Water Treatment

Task	Strategic Plan Goal	Strategic Plan Objective	Target Date
Complete Hinkle Reservoir Liner Replacement	B	2	5/2023
Purchase and Add 34 Tons of Anthracite Filter Media	B	2	6/2023
Complete Chlorine Maintenance Training	B	2	11/2022
Replace 28 Online Water Turbidity Meters	B	2	12/2022

San Juan Water District

Fiscal Year 2022-23 Budget

Wholesale Operating Fund

The Wholesale Operating Fund is used to account for the operating revenues and expenses of the wholesale division. This includes the acquisition of raw water, operation and maintenance of the Plant, and the related administrative support to conduct wholesale water activities. This fund holds and is used to report on all wholesale operating reserves. Details on projects funded for the year can be found in the District's Operations Plan, located at page 44.

FISCAL YEAR 2022-23 BUDGET

	<u>Wholesale Operations</u>
Est. Beginning Available Reserves July 1, 2022	\$ 1,780,021
Revenues	
Water Sales	11,003,900
Other Revenues	113,100
Total Revenues	<u>\$ 11,117,000</u>
Expenses	
Salaries & Benefits	\$ 3,959,700
Water Supply	1,906,600
Other Expenses	2,865,900
Debt Service - Interest	686,300
Debt Service - Principal	851,300
Total Expenses	<u>\$ 10,269,800</u>
Net Income	<u>\$ 847,200</u>
Transfer In/(Out)	(573,200)
Est. Ending Available Reserves June 30, 2023	<u>\$ 2,054,021</u>

WHOLESALE OPERATING FUND SUMMARY

	FY 2018-19	FY 2019-20	FY 2020-21	FY 2021-22 Estimate	FY 2022-23 Proposed Budget
Est. Beginning Available Reserves	\$ 2,390,365	\$ 1,784,360	\$ 1,733,755	\$ 1,834,921	\$ 1,780,021
Revenues					
Water Sales	13,044,976	11,157,014	11,077,962	9,922,100	11,003,900
Other Revenues	356,641	294,047	139,064	126,000	113,100
Total Revenues	\$ 13,401,617	\$ 11,451,061	\$ 11,217,026	\$ 10,048,100	\$ 11,117,000
Expenses					
Administration and General					
Salaries & Benefits	\$ 1,297,958	\$ 1,347,397	\$ 1,466,215	\$ 1,570,400	\$ 1,622,700
Professional Services	544,709	48,729	425,766	505,300	557,700
Maintenance and Repair	10,268	11,298	13,948	19,300	29,400
Materials and Supplies	28,136	68,164	21,305	34,000	31,200
Other Expenses	335,696	391,591	507,632	401,400	552,900
Total Administration and General	2,216,767	2,237,179	2,434,864	2,530,400	2,793,900
Water Treatment Plant					
Salaries & Benefits	1,827,697	1,914,002	1,917,977	1,901,200	1,931,400
Professional Services	69,133	95,835	29,030	124,400	142,000
Maintenance and Repair	251,209	303,572	239,695	362,100	374,900
Materials and Supplies	499,656	489,061	455,985	581,800	749,600
Other Expenses	219,673	214,613	232,403	269,100	327,300
Total Water Treatment Plant	2,867,367	3,017,082	2,875,089	3,238,600	3,525,200
Water Supply					
Placer County Water Agency	403,495	413,785	680,925	655,700	635,400
Purchase of Treated Water (Groundwater)	1,197,360	495,360	-	-	-
Pumping to Treatment Plant	95,556	93,687	96,506	95,000	100,000
Pre - 1914 Water Rights Water	22,527	26,274	27,799	30,600	33,500
Central Valley Project Water	2,661	-	-	-	-
Other	27,977	28,794	74,064	20,100	113,700
Total Water Supply	1,749,576	1,057,900	879,294	801,400	1,906,600
Engineering					
Salaries & Benefits	340,166	341,241	341,700	350,500	365,500
Professional Services	48,489	10,859	130,133	42,800	42,500
Maintenance and Repair	2,317	2,433	2,108	4,500	2,300
Materials and Supplies	1,083	1,295	1,666	3,600	8,600
Other Expenses	4,893	3,706	10,347	5,800	15,300
Total Engineering	396,948	359,535	485,954	407,200	434,200
Water Efficiency					
Salaries & Benefits	-	-	34,874	36,800	40,100
Professional Services	250	500	-	2,000	6,000
Maintenance and Repair	15,179	12,425	10,734	17,000	19,000
Materials and Supplies	-	-	-	600	600
Other Expenses	3,829	3,825	114	10,100	5,100
Total Water Efficiency	19,259	16,750	45,722	66,500	70,800
Non-Departmental					
Debt Service - Principal	675,929	698,450	717,893	762,900	851,300
Debt Service - Interest	893,979	868,865	896,614	792,700	686,300
Other	1,474	1,441	1,517	68,200	1,500
Total Non-Departmental	1,571,381	1,568,756	1,616,024	1,623,800	1,539,100
Total Expenses	\$ 8,821,298	\$ 8,257,201	\$ 8,336,947	\$ 8,667,900	\$ 10,269,800
Transfers (To)/From:					
Year End Transfer (To)/From Capital Outlay Fund	(5,186,325)	(3,244,465)	(2,778,914)	(1,435,100)	(573,200)
Est. Ending Available Reserves	\$ 1,784,360	\$ 1,733,755	\$ 1,834,921	\$ 1,780,021	\$ 2,054,021

San Juan Water District

Fiscal Year 2022-23 Budget

Retail Operating Fund

The Retail Operating Fund is used to account for the operating revenues and expenses of the retail service area. This includes the payment to the wholesale fund for the cost of treated water, as well as the distribution of the treated water to all customers in the District's retail service area, including related administrative support. This fund holds and is used to report on all retail operating reserves. Details on projects funded for the year can be found in the District's Operations Plan, located on page 44.

FISCAL YEAR 2022-23 BUDGET

	<u>Retail Operations</u>
Est. Beginning Available Reserves July 1, 2022	\$ 2,524,798
Revenues	
Water Sales	15,114,200
Other Revenues	780,500
Total Revenues	<u>\$ 15,894,700</u>
Expenses	
Salaries & Benefits	\$ 5,730,600
Treated Water	3,134,800
Other Expenses	3,806,900
Debt Service - Interest	406,500
Debt Service - Principal	510,900
Total Expenses	<u>\$ 13,589,700</u>
Net Income	<u>\$ 2,305,000</u>
Transfer In/(Out)	(2,111,800)
Est. Ending Available Reserves June 30, 2023	<u>\$ 2,717,998</u>

RETAIL OPERATING FUND SUMMARY

	FY 2018-19	FY 2019-20	FY 2020-21	FY 2021-22 Estimate	FY 2022-23 Proposed Budget
Est. Beginning Available Reserves	\$ 1,973,484	\$ 2,358,680	\$ 2,525,341	\$ 2,691,098	\$ 2,524,798
Revenues					
Water Sales	11405,735	12,716,838	13,902,296	14,026,400	15,114,200
Other Revenues	521,986	635,438	620,108	592,900	780,500
Total Revenues	\$ 11,927,721	\$ 13,352,276	\$ 14,522,404	\$ 14,619,300	\$ 15,894,700
Expenses					
Administration and General					
Salaries & Benefits	\$ 1,039,897	\$ 1,105,749	\$ 1,229,681	\$ 1,340,200	\$ 1,386,200
Professional Services	278,762	179,110	239,323	230,700	223,200
Maintenance and Repair	10,624	10,962	13,948	19,100	19,200
Materials and Supplies	30,943	66,296	25,406	29,000	20,900
Other Expenses	223,311	276,858	281,896	277,200	405,600
Total Administration and General	1,583,536	1,638,974	1,790,255	1,896,200	2,055,100
Distribution System					
Salaries & Benefits	2,423,557	2,410,049	2,462,426	2,583,400	2,924,600
Professional Services	88,195	109,821	155,208	100,900	116,800
Maintenance and Repair	391,218	357,439	672,168	994,800	1,204,000
Materials and Supplies	350,814	365,388	434,814	448,400	568,400
Other Expenses	397,977	428,572	492,481	529,700	632,500
Total Distribution System	3,651,761	3,671,270	4,217,097	4,657,200	5,446,300
Water Supply					
Purchase Water from Wholesale	3,027,505	3,100,315	3,306,939	3,236,200	3,134,800
Total Water Supply	3,027,505	3,100,315	3,306,939	3,236,200	3,134,800
Engineering					
Salaries & Benefits	378,133	389,268	389,241	396,900	396,700
Professional Services	75,246	9,379	55,302	60,800	162,500
Maintenance and Repair	2,402	2,824	2,108	4,900	2,700
Materials and Supplies	1,455	1,563	1,964	7,100	14,800
Other Expenses	6,358	8,338	5,434	8,500	17,300
Total Engineering	463,594	411,372	454,050	478,200	594,000
Water Efficiency					
Salaries & Benefits	373,540	390,022	413,969	410,300	445,200
Professional Services	7,981	2,500	28,121	53,400	3,000
Maintenance and Repair	1,779	1,515	322	2,000	500
Materials and Supplies	1,570	1,494	325	10,000	8,300
Other Expenses	37,637	40,347	39,317	51,500	53,100
Total Water Efficiency	422,506	435,878	482,054	527,200	510,100
Customer Service					
Salaries & Benefits	464,958	559,789	534,818	522,700	577,900
Professional Services	105,723	67,918	20,413	30,100	137,100
Maintenance and Repair	4,178	2,851	6,209	3,800	2,100
Materials and Supplies	30,214	30,852	3,187	30,400	34,000
Other Expenses	90,057	112,190	133,080	166,900	179,400
Total Customer Service	695,131	773,601	726,336	753,900	930,500
Non-Departmental					
Debt Service - Principal	374,072	386,550	404,307	422,100	510,900
Debt Service - Interest	531,093	483,747	498,199	422,600	406,500
Other	(31,949)	1,441	1,487	37,400	1,500
Total Non-Departmental	873,215	871,737	903,992	882,100	918,900
Total Expenses	\$ 10,717,248	\$ 10,903,147	\$ 11,880,722	\$ 12,431,000	\$ 13,589,700
Transfers (To)/From:					
Year End Transfer (To)/From Capital Outlay Fund	(825,277)	(2,282,468)	(2,475,925)	(2,354,600)	(2,111,800)
Est. Ending Available Reserves	\$ 2,358,680	\$ 2,525,341	\$ 2,691,098	\$ 2,524,798	\$ 2,717,998

This Page Intentionally Left Blank

CAPITAL FUNDS



Wholesale Capital Outlay Fund

This fund was created in FY 2015-16 to receive and separately account for revenues that are designated by the Board of Directors to be utilized solely for wholesale capital expenditures and to account for the acquisition of wholesale capital assets, including large scale maintenance of capital assets and improvements made to such assets. Capital reserves were transferred out of operating into this new fund upon fund creation. This fund now holds and is used to report on all wholesale capital reserves. Details on the capital projects can be found starting on page 57.

FISCAL YEAR 2022-23 BUDGET

	Wholesale Capital Outlay
Est. Beginning Available Reserves July 1, 2022	\$ 17,849,130
Revenues	
Proceeds from Issuance of Debt	23,120,600
Taxes & Assessments	1,273,000
Connection Fees	200,000
Other Revenues	126,000
Total Revenues	\$ 24,719,600
Expenses	
Capital Improvement Projects	25,361,900
Professional Services	70,000
Total Expenses	\$ 25,431,900
Net Income	\$ (712,300)
Transfer In/(Out)	573,200
Est. Ending Available Reserves June 30, 2023	\$ 17,710,030

WHOLESALE CAPITAL OUTLAY FUND SUMMARY

	FY 2018-19	FY 2019-20	FY 2020-21	FY 2021-22 Estimated	FY 2022-23 Proposed Budget
Est. Beginning Available Reserves	\$ 10,012,861	\$ 16,168,310	\$ 16,890,133	\$ 16,281,430	\$ 17,849,130
Revenues					
Proceeds from Issuance of Debt	\$ -	\$ -	\$ -	\$ -	\$ 23,120,600
Taxes & Assessments	1,118,187	1,164,350	1,215,739	1,248,000	1,273,000
Capital Contributions	2,601,290	232,052	68,658	-	-
Connection Fees	124,971	61,216	268,649	285,000	200,000
Other Revenues	272,000	419,417	88,090	103,100	126,000
Total Revenues	\$ 4,116,448	\$ 1,877,035	\$ 1,641,135	\$ 1,636,100	\$ 24,719,600
Expenses					
Reservoirs & Improvements	\$ 67,719	\$ 711,141	\$ 2,298,310	\$ 190,700	\$ 24,172,700
Water Treatment Plant Improvements	49,872	3,083,166	2,606,088	767,700	457,800
Land Improvements	10,674	19,370	34,704	15,000	327,500
Buildings & Improvements	10,734	1,912	11,306	29,100	291,400
Professional Services	-	-	-	298,200	70,000
Equipment and Furniture	38,229	44,433	32,796	88,900	55,500
Software	53,125	66,180	1,829	-	32,000
Land Acquisition	-	-	-	-	25,000
Mains/Pipelines & Improvements	2,922,588	104,246	-	-	-
Maintenance	32,701	369,229	13,080	3,200	-
Vehicles	-	-	30,637	110,700	-
Contributions to Others	(38,318)	-	-	-	-
Total Expenses	\$ 3,147,324	\$ 4,399,677	\$ 5,028,752	\$ 1,503,500	\$ 25,431,900
Net Income	\$ 969,124	\$ (2,522,642)	\$ (3,387,617)	\$ 132,600	\$ (712,300)
Transfer In	5,186,325	3,244,465	2,778,914	1,435,100	573,200.00
Transfer Out	-	-	-	-	-
Est. Ending Available Reserves	\$ 16,168,310	\$ 16,890,133	\$ 16,281,430	\$ 17,849,130	\$ 17,136,830

WHOLESALE CAPITAL PROJECTS FY 2022-23

Reservoirs and Improvements

Hinkle Reservoir Cover and Liner Replacement

Project Status:	In progress	Estimated Spending FY 2021-22 & Prior:	\$ 3,077,500
Start Date:	FY 2018-19	Budgeted Spending FY 2022-23:	\$ 23,895,400
Estimated Completion:	FY 2022-23	Total Project Cost:	\$ 26,972,900

Hinkle Reservoir is a 62 million gallon Hypalon lined and covered earthen reservoir. The water treatment plant is operated at a constant flowrate and the Hinkle Reservoir is used to store excess treated water, with the water level rising and falling with changes in demand and production. Regular maintenance has extended its life however it is now in need of replacement. This project will rehabilitate the inlet and outlet structures, repair ancillaries as needed, and replace the approximate 11 acres of cover, liner and interior baffle wall material. Construction was originally planned to commence in FY 2021-22, however due to the low level of water in Folsom Lake this project was pushed to FY 2022-23.

Hinkle Reservoir Overflow Channel Lining (East of Auburn Folsom Road)

Project Status:	In progress	Estimated Spending FY 2021-22 & Prior:	\$ 63,700
Start Date:	FY 2019-20	Budgeted Spending FY 2022-23:	\$ 277,300
Estimated Completion:	FY 2022-23	Total Project Cost:	\$ 341,000

The Hinkle Reservoir will be removed from service in FY 2022-23 in order to replace the cover and liner. The District has installed temporary storage tanks to buffer the difference between plant production and customer demand. The tanks will hold much less water than the reservoir. As such there will be an increased need to handle overflow of the tanks. Because the existing channel is unlined, the force of the overflow would likely cause disruptive erosion to the overflow channel. This project will line the channel to minimize environmental disruption.

Water Treatment Plant Improvements

Lime Tower Coating

Project Status:	In progress	Estimated Spending FY 2021-22 & Prior:	\$ 24,108
Start Date:	FY 2019-20	Budgeted Spending FY 2022-23:	\$ 225,000
Estimated Completion:	FY 2022-23	Total Project Cost:	\$ 249,108

The lime tower stores and distributes lime into the treated water as it leaves the treatment plant. Lime is used in the treatment process to manage pH levels in the distribution system. The small amount of lime in the treated drinking water protects the Districts entire distribution system from untimely corrosion. The lime tower is aged. The District commissioned a study in FY 2019-20 to determine its rehabilitation needs. The study recommends re-doing the interior and exterior coating and installing additional anchor bolts. Both the design and construction were to be done in Fiscal Year 2021-22 but were not. Therefore this project has been included in the Fiscal Year 2022-23 budget.

Water Treatment Plant Improvements (con't)

Backwash Hood Rehabilitation Assessment and Design (Two) and Rail Track Improvements

Project Status:	Planned	Estimated Spending FY 2021-22 & Prior:	
Start Date:	FY 2022-23	Budgeted Spending FY 2022-23:	\$ 150,000
Estimated Completion:	FY 2022-23	Total Project Cost:	\$ 150,000

The final filtration of water occurs in the North and South basins which each have a series of filter cells along the bottom of the basin. Each basin has two backwash hoods that move across the basins to backwash (clean) the various filters. The backwash hoods suck water up through the filters and send the water back into the first treatment stage of the plant. Each basin currently has one new and old backwash hood. This project will assess the structural integrity of the two old hoods to determine if they can be rehabilitated, or need to be replaced (including the rail track upon which they move). The budget will fund both the assessment and the design of either the rehabilitation or the replacement. This project will not materially affect ongoing operating costs.

Turbidimeter Replacements

Project Status:	In Progress	Estimated Spending FY 2021-22 & Prior:	\$ 82,200
Start Date:	FY 2021-22	Budgeted Spending FY 2022-23:	\$ 47,800
Estimated Completion:	FY 2022-23	Total Project Cost:	\$ 130,000

A turbidimeter is an instrument that measures water clarity. This project replaces 28 outdated turbidimeters at the Water Treatment Plant. This represents the bulk of the turbidimeters used in the water treatment process. This equipment lasts for approximately 7 years before becoming obsolete. The turbidimeters were purchased in FY 2021-22 and will be installed in FY 2022-23.

New Gate for the Water Treatment Plant

Project Status:	Planned	Estimated Spending FY 2021-22 & Prior:	\$ -
Start Date:	FY 2022-23	Budgeted Spending FY 2022-23:	\$ 35,000
Estimated Completion:	FY 2022-23	Total Project Cost:	\$ 35,000

Due to the sensitive and critical nature of the facility, the water treatment plant is protected by an electronic, access restricted gate. The gate has been malfunctioning and reached the end of its useful life. This project replaces the existing gate.

Land Improvements

Solar Site Access Culvert Replacement

Project Status:	In progress	Estimated Spending FY 2021-22 & Prior:	\$ 76,300
Start Date:	FY 2019-20	Budgeted Spending FY 2022-23:	\$ 327,500
Estimated Completion:	FY 2022-23	Total Project Cost:	\$ 403,800

Replace aged culvert on Baldwin Reservoir ditch for solar site access road. This project will reduce maintenance efforts and increase safety.

Buildings and Improvements

Electrical Service Upgrade at Administration Building

Project Status:	In Progress	Estimated Spending FY 2021-22 & Prior:	\$ 21,100
Start Date:	FY 2020-21	Budgeted Spending FY 2022-23:	\$ 208,900
Estimated Completion:	FY 2022-23	Total Project Cost:	\$ 230,000

The electric panel for the Administration Building is antiquated and in need of replacement. During a recent test of the electric system, the main breaker failed and the District was unable to shut off power to the building. A temporary panel is being installed to remedy the failed main breaker, but the entire service panel needs to be replaced. This project will bring the panel up to current standards, and allow for future expansion of the building including the installation of electric vehicle charging stations.

Clean Fleet Study and Improvements

Project Status:	Planned	Estimated Spending FY 2021-22 & Prior:	\$ -
Start Date:	FY 2022-23	Budgeted Spending FY 2022-23:	\$ 70,000
Estimated Completion:	Undetermine	Total Project Cost:	\$ 70,000

California Air Resource Board (CARB) is responsible for implementing the Governor’s Executive Order B-55-18 to achieve Carbon Neutrality by 2045 and the Zero emission Vehicles (ZEVs) goals set forth in Executive Order N-79-20. Included in this effort are new requirements under the Advanced Clean Fleets program related to vehicle purchases for public agencies like San Juan Water District. The proposed rules state that Starting January 1, 2024, 50 percent of the total number of vehicles added in each calendar year must be ZEVs, and Starting January 1, 2027, 100 percent of the total number of vehicles added to the fleet in each calendar year must be ZEVs. To be in compliance with this requirement, the District has to determine what new infrastructure is required for plugging in the new vehicles, the on-going cost for purchasing and maintaining the new vehicles and the supporting infrastructure, and then to construct the improvements. This coming year includes a detailed study and design of the site improvements needed for this new requirement. Given the ratio of District vehicles between wholesale and retail, wholesale will be paying for 25% of this study/design project. Installation of vehicle charging stations will increase electric utility expenses, however there will be an offsetting decline in vehicle fuel purchases. The net difference is unknown at this time.

ADA Plan Compliance Project – Administration Building Men’s Restroom

Project Status:	Planned	Estimated Spending FY 2021-22 & Prior:	\$ -
Start Date:	FY 2022-23	Budgeted Spending FY 2022-23:	\$ 7,500
Estimated Completion:	FY 2022-23	Total Project Cost:	\$ 7,500

The District performed an evaluation of the District’s facilities related to the Americans Disabilities Act (ADA) in 2018 and completed the Accessibility Transition Plan in 2019. The District has been addressing the deficiency items listed in the report, including widening walkways, installing railing, and improving accessibility to the District’s main office. One of the identified deficiency items is the men’s restroom urinal. The current configuration of the urinal is too narrow for ADA compliance. The project includes widening the urinal to achieve compliance with ADA standards. The project costs are split evenly between the wholesale and retail divisions and will not affect ongoing operating costs.

Buildings and Improvements (con't)

Flagpole Replacement

Project Status:	Planned	Estimated Spending FY 2021-22 & Prior:	\$ -
Start Date:	FY 2022-23	Budgeted Spending FY 2022-23:	\$ 5,000
Estimated Completion:	FY 2022-23	Total Project Cost:	\$ 5,000

The District's flagpole has deteriorated and is in need of replacement so the flag of the United States of American can be safely flown, and safely raised and lowered in accordance with orders of the Governor of the State of California and/or the President of the United States of America. The total cost of the replacement is estimated to be \$10,000 but is shared evenly between the wholesale and retail divisions.

Professional Services

SCADA Cyber Security Study

Project Status:	Planned	Estimated Spending FY 2021-22 & Prior:	\$ -
Start Date:	FY 2022-23	Budgeted Spending FY 2022-23:	\$ 70,000
Estimated Completion:	FY 2022-23	Total Project Cost:	\$ 70,000

Supervisory control and data acquisition (SCADA) is a system of software and hardware elements that allows the District to control processes locally or at remote locations, such as turning on pumps, opening or closing valves, etc. This study will do a complete review of the security of the SCADA system from the servers to the network to the computers that control the machinery. The study will identify gaps where security is lacking and recommend and implement security and protocols. It will result in a cyber-security standard where any work on the SCADA side of the network would adhere to going forward. This project is split between wholesale (25%) and retail (75%).

Equipment and Furniture

Thickener Access Ladders (3)

Project Status:	Planned	Estimated Spending FY 2021-22 & Prior:	\$ -
Start Date:	FY 2022-23	Budgeted Spending FY 2022-23:	\$ 50,000
Estimated Completion:	FY 2022-23	Estimated Future Spending:	\$ 40,000
		Total Project Cost:	\$ 90,000

The District recently re-coated the interior of the clarifier tanks. Now that the re-coating is complete, the tanks' access ladders need to be replaced. This project funds the replacement of the 3 ladders. It was originally budgeted to be completed in Fiscal Year 2021-22 but has been delayed. Design is planned for FY 2022-23 with construction and completion schedule for Fiscal Year 2023-24.

HACH PH/DO Meter

Project Status:	Planned	Estimated Spending FY 2021-22 & Prior:	\$ -
Start Date:	FY 2022-23	Budgeted Spending FY 2022-23:	\$ 5,500
Estimated Completion:	FY 2022-23	Total Project Cost:	\$ 5,500

This equipment is used to measure PH and dissolved oxygen in water. The existing meter is past its useful life and does not measure dissolved oxygen, just PH.

San Juan Water District

Fiscal Year 2022-23 Budget

Software

Back-Up Plant Pumps – SCADA Integration

Project Status:	Planned	Estimated Spending FY 2021-22 & Prior:	\$ -
Start Date:	FY 2022-23	Budgeted Spending FY 2022-23:	\$ 20,000
Estimated Completion:	FY 2022-23	Total Project Cost:	\$ 20,000

The District’s Crown Point pump station provides pressurized drinking water to the retail service area and the entire District campus, including the water treatment plant. That water is critical for maintaining water treatment plant operations as it is used in various treatment processes such as the chemical feed system, and the belt press process. The back-up plant pumps exist to provide pumping capabilities if/when the Crown Point pump station is off line. Historically the back-up pumps have had to be turned on manually. By integrating those pumps into the District’s SCADA system, the system will automatically switch the pumps on if Crown Point goes off line, either intentionally or unintentionally, greatly improving system reliability. Originally planned to be completed in Fiscal Year 2021-22, it has now been delayed until Fiscal Year 2022-23.

Tyler Content Management and Output Director

Project Status:	Planned	Estimated Spending FY 2021-22 & Prior:	\$ -
Start Date:	FY 2022-23	Budgeted Spending FY 2022-23:	\$ 12,000
Estimated Completion:	FY 2022-23	Total Project Cost:	\$ 12,000

The District uses a software called Tyler Technologies for its financial and utility billing processes. The module was included in the budget last fiscal year, even though the analysis of the benefits of the module had not been completed. With that analysis complete, the District has determined that the module will afford the Finance Department the ability to store records and documents electronically within the system, reducing filing and document retrieval time, as well as reducing the District’s carbon footprint. The District executed the purchase agreement, but was unable to complete the installation due to staffing shortfalls. It is anticipated to be purchased, installed and implemented in Fiscal Year 2022-23.

Land (Non-Depreciable)

Land Acquisition (Property Boundary Adjustment South of Hinkle Reservoir and Center Channel)

Project Status:	In Progress	Estimated Spending FY 2021-22 & Prior:	\$ -
Start Date:	FY 2021-22	Budgeted Spending FY 2022-23:	\$ 25,000
Estimated Completion:	FY 2022-23	Total Project Cost:	\$ 25,000

The District is working with U.S. Bureau of Reclamation (Reclamation) to address a couple property issues at the District’s main site. The first is a piece of property referred to the Center Channel. This property is a 75-foot wide swath of land that traverses the District’s main site and is owned by Reclamation. The second property is located at the south end of Hinkle Reservoir. This property includes the south slope of Hinkle Reservoir and a small section of property at the Southeast corner of Hinkle Reservoir. The project is to have these properties transferred to the District since they encompass portions of Hinkle Reservoir. The costs here include incidental costs for reimbursing Reclamation for their time and the cost for any consultant work necessary for the deed transfer. Acquisition of property title will not affect ongoing operating costs as they District has been maintaining these properties for years.

This Page Intentionally Left Blank

Retail Capital Outlay Fund

This fund was created in FY 2015-16 to receive and separately account for revenues that are designated by the Board of Directors to be utilized solely for retail capital expenditures and to account for the acquisition of retail capital assets, including large scale maintenance of capital assets and improvements made to such assets. Capital reserves were transferred out of operating into this new fund upon fund creation. This fund now holds and is used to report on all retail capital reserves. Details on the projects can be found starting on page 65.

FISCAL YEAR 2022-23 BUDGET

	<u>Retail Capital Outlay</u>
Est. Beginning Available Reserves July 1, 2022	\$ 14,817,697
Revenues	
Proceeds from Issuance of Debt	4,000,000
Taxes & Assessments	1,273,000
Connection Fees	500,000
Other Revenues	148,800
Total Revenues	\$ 5,921,800
Expenses	
Capital Improvement Projects	13,472,100
Professional Services	210,000
Total Expenses	\$ 13,682,100
Net Income	\$ (7,760,300)
Transfer In/(Out)	2,111,800
Est. Ending Available Reserves June 30, 2023	\$ 9,169,197

RETAIL CAPITAL OUTLAY FUND SUMMARY

	FY 2018-19	FY 2019-20	FY 2020-21	FY 2021-22 Estimate	FY 2022-23 Proposed Budget
Est. Beginning Available Reserves	\$ 6,921,926	\$ 5,419,939	\$ 8,027,850	\$ 11,778,997	\$ 14,817,697
Revenues					
Proceeds from Debt Issuance	-	-	43,197	-	4,000,000
Taxes & Assessments	1,118,187	1,164,350	1,215,738	1,248,000	1,273,000
Connection Fees	82,549	319,577	1,082,998	2,270,200	500,000
Other Revenues	161,996	157,483	37,929	74,900	148,800
Total Revenues	\$ 1,362,732	\$ 1,641,411	\$ 2,379,862	\$ 3,593,100	\$ 5,921,800
Expenses					
Mains/Pipelines & Improvements	\$ 3,004,752	\$ 382,645	\$ 428,467	\$ 1,908,100	\$ 7,407,100
Pump Stations & Improvements	194,811	359,840	467,098	242,600	5,296,600
Buildings & Improvements	271,185	1,912	2,514	42,300	446,400
Vehicles	-	49,036	170,561	289,200	276,000
Professional Services	-	253,120	26,614	-	210,000
Equipment and Furniture	59,872	55,541	-	76,800	34,000
Software	159,375	197,969	9,385	-	12,000
Reservoirs & Improvements	-	5,267	-	350,000	-
Land Improvements	-	10,638	-	-	-
Total Expenses	\$ 3,689,996	\$ 1,315,967	\$ 1,104,640	\$ 2,909,000	\$ 13,682,100
Net Income	\$ (2,327,264)	\$ 325,443	\$ 1,275,222	\$ 684,100	\$ (7,760,300)
Transfer In	825,277	2,282,468	2,475,925	2,354,600	2,111,800
Transfer Out	-	-	-	-	-
Est. Ending Available Reserves	\$ 5,419,939	\$ 8,027,850	\$ 11,778,997	\$ 14,817,697	\$ 9,169,197

RETAIL CAPITAL PROJECTS FY 2022-23

Mains/Pipelines and Improvements

Replace Steel Transmission Line in Eureka Road from Barton to Auburn Folsom Road

Project Status:	In Progress	Estimated Spending FY 2021-22 & Prior:	\$ 130,700
Start Date:	FY 2021-22	Budgeted Spending FY 2022-23:	\$ 3,869,300
Estimated Completion:	FY 2022-23	Total Project Cost:	\$ 4,000,000

This project will replace 3,925 linear feet of aged steel transmission pipeline in Eureka Road from Barton Road to Auburn Folsom Road. This aged pipeline replacement will ensure system redundancy by improving the backbone intertie between the Bacon and Lower Granite Bay Zones, allowing either zone to supply the other in the event of a pump station loss. The design and construction were originally planned to be completed in FY 20-21. The design work has been completed and construction contract has been issued, but construction will not be completed until Fiscal Year 2022-23. In order to reduce paving costs, and cause the least disruption to traffic, the project will be completed in conjunction with a road widening and resurfacing project being undertaken at the same location by Placer County. Therefore, the timing of the construction will be driven by Placer County. Due to the high cost of the project the District is seeking financing for the project from the State of California Drinking Water Revolving Loan fund at a below market interest rate.

Replace up to 110 Service Laterals

Project Status:	In progress	Estimated Spending FY 2021-22 & Prior:	\$ 572,100
Start Date:	FY 2019-20	Budgeted Spending FY 2022-23:	\$ 1,420,000
Estimated Completion:	Unknown	Total Project Cost to Date:	\$ 1,992,100

A service lateral is the pipeline that runs from the main line, in or next to the road, to individual water meters. In 2020 it was determined that the District's service lateral failure rate is 35% worse than the national average. The District plans to replace at least 85 service laterals per year. This budget funds the replacement of up to 110 service laterals. Replacing the service laterals will save the District money as less time will be spent responding to leaks and less water will be lost.

Replace 45 Air/Vacuum Relief Valves

Project Status:	Planned	Estimated Spending FY 2021-22 & Prior:	\$ -
Start Date:	FY 2022-23	Budgeted Spending FY 2022-23:	\$ 840,000
Estimated Completion:	Ongoing	Total Project Cost:	\$ 840,000

An air release valve allows air to enter or leave pipelines as needed. Removing air pockets in a pipeline allows water to flow more freely. Allowing air to enter if there is a leak or break prevents the creation of a vacuum, which can cause a pipeline to collapse. California law requires the vent opening to be above grade, to minimize opportunities for water contamination. Most of the district's valves are in boxes in the street, below grade. Approximately 75.0 valves need to be relocated to the side of the road and vented above ground. The District plans to replace 45 per year, over a 20 year period, commencing with Fiscal Year 2022-23.

Mains/Pipelines and Improvements (con't)

Meter Replacement Program

Project Status:	In progress	Estimated Spending FY 2021-22 & Prior:	\$ 29,000
Start Date:	FY 2021-22	Budgeted Spending FY 2021-22:	\$ 465,800
Estimated Completion:	On-going	Total Project Cost:	\$ 494,800

The District’s meters were originally installed between 1997 and 2004. There are approximately 4,400 meters that are greater than 18 years old. With a typical meter life of 20-25 years it is time to start a replacement program. As of 2021 the District had 10,779 total meters. 736 of them were manual read meters, 7,987 were touch read meters and 2,056 were radio read (drive-by only). The plan is to replace 515 (5%) of the meters each year, which results in a 20 year replacement cycle and to replace all end-points over 5 years (converts all to radio read), which equate to 2,118 per year. Due to supply chain issues, the District was not able to reach its goal for Fiscal Year 2021-22. Therefore this budget funds the replacement of approximately 970 meters and 4,000 end-points. This encompasses routes 6, 7, 8 and 9.

Wharf Hydrant Replacements

Project Status:	Planned	Estimated Spending FY 2021-22 & Prior:	\$ 218,000
Start Date:	FY 2021-22	Budgeted Spending FY 2022-23:	\$ 218,000
Estimated Completion:	FY 2031-32	Total Project Cost to date:	\$ 436,000

The District is systematically replacing both aged and wharf style fire hydrants. Wharf style hydrants have less water capacity and are more likely to break than a standard hydrant. The District has approximately 100 wharf style hydrants in its distribution system. The District intends to replace 10 per year over the next 10 years.

Fire Hydrant Replacements

Project Status:	In-Progress	Estimated Spending FY 2021-22 & Prior:	\$ -
Start Date:	Ongoing	Budgeted Spending FY 2020-21:	\$ 157,000
Estimated Completion:	Ongoing	Total Project Cost:	\$ 157,000

The District is systematically replacing aged fire hydrants. This project will replace ten aged fire hydrants, at various locations, throughout the District.

Water Main Installation Underneath the North Glenn Bridge

Project Status:	Planned	Estimated Spending FY 2021-22 & Prior:	\$ -
Start Date:	Unknown	Budgeted Spending FY 2022-23:	\$ 82,000
Estimated Completion:	Unknown	Total Project Cost:	\$ 82,000

This project involves the replacement of approximately 100-LF of previously existing 6-inch pipe with new 8-inch pipe. In June of 2015 Placer County requested that the District remove the old water main running under the existing storm drainage channel to facilitate removal of the old North Glen Pedestrian Bridge. When the bridge washed out in 2015 the 6-inch pipeline was damaged. The District’s only option at that time was to cut and remove the damaged section of pipe and then cap the water main on opposite sides of the drainage channel at this location. The County has plans to replace the bridge, and at that time the District can replace the currently disconnected pipeline. This project will involve designing the replacement water main that will be installed under the new bridge on the downstream side. Construction timing is dependent upon the County’s project schedule, but the District needs to be ready to move forward concurrently with the County’s project. This will be a joint project with Placer County, and the County has agreed to allow the District to install the replacement pipeline on or under the County’s bridge which will result in a lower cost than replacing the pipeline under the drainage channel. The County did not move forward with the project last year, so the District is budgeting for this again in Fiscal Year 2022-23.

San Juan Water District

Fiscal Year 2022-23 Budget

Mains/Pipelines and Improvements (con't)

Eckerman 8 inch tie-in to "The Park" Subdivision

Project Status:	Planned	Estimated Spending FY 2021-22 & Prior:	\$ -
Start Date:	FY 2021-22	Budgeted Spending FY 2022-23:	\$ 55,000
Estimated Completion:	FY 2021-22	Total Project Cost:	\$ 55,000

This project involves the installation of approximately 50 to 100 linear feet of 8-inch pipe to extend the existing southerly section of the Eckerman pipeline into the new piping that will be installed with the construction of "The Park" Subdivision. The costs are to be reimbursed by the developer of The Park subdivision project. This connection into The Park subdivision is needed to provide adequate supply for fire flow, and to facilitate source of supply redundancy. The project was originally budgeted in Fiscal Year 2021-22 but did not commence by years end as the developer has not yet completed design review.

Pump Stations and Improvements

Groundwater Production Facility

Project Status:	Planned	Estimated Spending FY 2021-22 & Prior:	\$ -
Start Date:	FY 2022-23	Budgeted Spending FY 2022-23:	\$ 2,575,000
Estimated Completion:	FY 2023-24	Estimated Future Costs:	\$ 2,652,000
		Total Project Cost:	\$ 5,227,000

Included in the retail financial plan is \$5 million for SJWD to use in securing access to groundwater production capacity to provide water supplies to the District's retail service area. These supplies could be delivered via the Antelope Pump Station, which can send groundwater produced in the Sacramento Suburban Water District's North Service Area to Orangevale Water Company, the City of Folsom and the District's retail service area.

Bacon Pump Station Generator Replacement(s)

Project Status:	In Progress	Estimated Spending FY 2021-22 & Prior:	\$ 119,600
Start Date:	FY 2020-21	Budgeted Spending FY 2022-23:	\$ 2,122,300
Estimated Completion:	FY 2022-23	Total Project Cost:	\$ 2,241,900

The two existing emergency generators at the Bacon Pump Station have exceeded their useful life and need to be replaced. Two new generators and electrical controls will be installed at the station. The project includes a new 400 and a 600KW generator, slab foundations, a retaining wall, electrical conduits and electrical panel replacements. Additionally the existing generators shall be removed, including their foundation slabs, fuel cells, and electrical connections.

Upper Granite Bay Pump Station Generator Replacement

Project Status:	In Progress	Estimated Spending FY 2021-22 & Prior:	\$ 140,900
Start Date:	FY 2020-21	Budgeted Spending FY 2022-23:	\$ 274,800
Estimated Completion:	FY 2022-23	Total Project Cost:	\$ 415,700

The Upper Granite Bay Pump Station generator is old and needs to be replaced. With PG&E power outages increasing to reduce fire risk, it is critical that the District maintain generators in good working order.

Pump Stations and Improvements (con't)

Douglas Booster Pump Station Electrical Improvements

Project Status:	In progress	Estimated Spending FY 2021-22 & Prior:	\$ 24,900
Start Date:	FY 2019-20	Budgeted Spending FY 2022-23:	\$ 54,500
Estimated Completion:	FY 2022-23	Total Project Cost:	\$ 79,400

The Douglas Booster Pump Station provides back-up to the Upper and Lower Granite Bay Pump Stations. This project will upgrade the aged electrical and mechanical systems for the Douglas Booster Pump Station to bring it up to current code, add safety, and provide improved operational efficiency. It will include either one or two variable frequency drives, depending upon the configuration of the pump(s). Variable frequency drives reduce electricity costs and reduce wear and tear on the pumps, which increases their reliability and life. The improvements were originally budgeted for Fiscal Year 2021-22 but the District was not able to commence the work by year's end.

Canyon Falls Village Pressure Reducing Station Replacement

Project Status:	Planned	Estimated Spending FY 2021-22 & Prior:	\$ -
Start Date:	FY 2022-23	Budgeted Spending FY 2022-23:	\$ 61,000
Estimated Completion:	FY 2022-23	Total Project Cost:	\$ 61,000

This pump station is currently below grade which creates added costs and complexity in terms of operations and maintenance. This project bring the control valves above grade in an above ground enclosure. This will improve the safety environment for staff when performing maintenance and will reduce maintenance costs as confined space equipment and air quality testing will no longer be needed to perform basic and ongoing maintenance.

Bacon Booster Pump Station – New Variable Frequency Drive and Components

Project Status:	Planned	Estimated Spending FY 2021-22 & Prior:	\$ -
Start Date:	FY 2022-23	Budgeted Spending FY 2022-23:	\$ 60,000
Estimated Completion:	FY 2022-23	Total Project Cost:	\$ 60,000

This project will install a variable frequency drive on pump number five at the Bacon Booster Pump Station, along with other components to complement the generator replacement project described above. The existing motor drive for pump number five is either on or off and therefore the pump runs at full speed regardless of the system demands. Replacing the drive with a variable frequency drive will provide the District the ability to optimize the operation of the pump station based on the current demands on the distribution system.

Bacon Pump Station – Replacement Motors for Pumps #3 and #4

Project Status:	Planned	Estimated Spending FY 2021-22 & Prior:	\$ -
Start Date:	FY 2022-23	Budgeted Spending FY 2022-23:	\$ 50,000
Estimated Completion:	FY 2022-23	Total Project Cost:	\$ 50,000

This project will replace the motors on pumps #3 and #4 with new 200 horsepower inverter rated motors. The existing motors are aged and in need of replacement to ensure reliability and reduce future maintenance and repair costs. The project was originally budgeted for Fiscal Year 2021-22 but did not commence by the end of the year.

San Juan Water District

Fiscal Year 2022-23 Budget

Pump Stations and Improvements (con't)

Pump Station Pressure Transmitters

Project Status:	Planned	Estimated Spending FY 2021-22 & Prior:	\$ -
Start Date:	FY 2022-23	Budgeted Spending FY 2022-23:	\$ 38,000
Estimated Completion:	FY 2022-23	Total Project Cost:	\$ 38,000

This project entails the replacement of nine pressure transmitters at the Hinkle and Bacon Pump Stations. Some of the Districts pressure transmitters have failed recently and the other transmitters have reached the end of their service life. This project will ultimately replace all of the pressure transmitters in three phases over multiple years, and will standardize the equipment, which reduces the inventory the District needs to carry.

Bacon Pump Station Security Improvements

Project Status:	Planned	Estimated Spending FY 2021-22 & Prior:	\$ -
Start Date:	FY 2022-23	Budgeted Spending FY 2022-23:	\$ 31,000
Estimated Completion:	FY 2022-23	Total Project Cost:	\$ 31,000

This project will design new security features for the pump station, predominately new fencing and security cameras.

American River Canyon Booster Pump Station South – 4 Replacement Pumps

Project Status:	Planned	Estimated Spending FY 2021-22 & Prior:	\$ -
Start Date:	FY 2022-23	Budgeted Spending FY 2022-23:	\$ 30,000
Estimated Completion:	FY 2022-23	Total Project Cost:	\$ 30,000

This project will replace 4 pumps that have aged and are in need of replacement to ensure continued reliability and reduce future maintenance and repair costs. The project was originally budgeted for Fiscal Year 2021-22 but did not commence by the end of the year.

Buildings and Improvements

Clean Fleet Study and Improvements

Project Status:	Planned	Estimated Spending FY 2022-22 & Prior:	\$ -
Start Date:	FY 2022-23	Budgeted Spending FY 2022-23:	\$ 210,000
Estimated Completion:	Undetermined	Total Project Cost:	\$ 210,000

California Air Resource Board (CARB) is responsible for implementing the Governor's Executive Order B-55-18 to achieve Carbon Neutrality by 2045 and the Zero emission Vehicles (ZEVs) goals set forth in Executive Order N-79-20. Included in this effort are new requirements under the Advanced Clean Fleets program related to vehicle purchases for public agencies like San Juan Water District. The proposed rules state that Starting January 1, 2024, 50 percent of the total number of vehicles added in each calendar year must be ZEVs, and Starting January 1, 2027, 100 percent of the total number of vehicles added to the fleet in each calendar year must be ZEVs. To be in compliance with this requirement, the District has to determine what new infrastructure is required for plugging in the new vehicles, the on-going cost for purchasing and maintaining the new vehicles and the supporting infrastructure, and then to construct the improvements. This coming year includes a detailed study and design of the site improvements needed for this new requirement. Given the ratio of District vehicles between wholesale and retail, retail will be paying for 75% of this study/design project. Installation of vehicle charging stations will increase electric utility expenses, however there will be an offsetting decline in vehicle fuel purchases. The net difference is unknown at this time.

Buildings and Improvements (con't)

Electrical Service Upgrade at Administration Building

Project Status:	Planned	Estimated Spending FY 2021-22 & Prior:	\$ 21,100
Start Date:	FY 2021-22	Budgeted Spending FY 2022-23:	\$ 208,900
Estimated Completion:	FY 2022-23	Total Project Cost:	\$ 230,000

The electric panel for the Administration Building is antiquated and in need of replacement. During a recent test of the electric system, the main breaker failed and the District was unable to shut off power to the building. A temporary panel is being installed to remedy the failed main breaker, but the entire service panel needs to be replaced. This project will bring the panel up to current standards, and allow for future expansion of the building including the installation of electric vehicle charging stations. This project, shared evenly between the wholesale and retail divisions, commenced in Fiscal Year 2021-22 but will not be completed until the current fiscal year.

Purchase of Connex Storage Container

Project Status:	Planned	Estimated Spending FY 2021-22 & Prior:	\$ -
Start Date:	FY 2022-23	Budgeted Spending FY 2022-23:	\$ 15,000
Estimated Completion:	FY 2022-23	Total Project Cost:	\$ 15,000

The District's parts shelter was torn down in 2018. It was structurally unsound and it was more cost effective to replace, rather than improve the existing structure. The District budgeted to construct a movable 3-sided steel parts shelter in Fiscal Year 2021-22 however, the Board of Directors did not approve construction and directed the District hold off until the larger District facilities renovation happens, currently slated for Fiscal Year 2028-29. This storage facility is needed in the interim to house parts that would otherwise degrade quickly if left out in the elements.

ADA Plan Compliance Project – Administration Building Men’s Restroom

Project Status:	Planned	Estimated Spending FY 2021-22 & Prior:	\$ -
Start Date:	FY 2022-23	Budgeted Spending FY 2022-23:	\$ 7,500
Estimated Completion:	FY 2022-23	Total Project Cost:	\$ 7,500

The District performed an evaluation of the District's facilities related to the Americans Disabilities Act (ADA) in 2018 and completed the Accessibility Transition Plan in 2019. The District has been addressing the deficiency items listed in the report, including widening walkways, installing railing, and improving accessibility to the District's main office. One of the identified deficiency items is the men's restroom urinal. The current configuration of the urinal is too narrow for ADA compliance. The project includes widening the urinal to achieve compliance with ADA standards. The project costs are split evenly between the wholesale and retail divisions and will not affect ongoing operating costs.

Flagpole Replacement

Project Status:	Planned	Estimated Spending FY 202-23 & Prior:	\$ -
Start Date:	FY 2022-23	Budgeted Spending FY 2022-23:	\$ 5,000
Estimated Completion:	FY 2022-23	Total Project Cost:	\$ 5,000

The District's flagpole has deteriorated and is in need of replacement so the flag of the United States of American can be safely flown, and safely raised and lowered in accordance with orders of the Governor of the State of California and/or the President of the United States of America. The total cost of the replacement is estimated to be \$10,000 but is shared evenly between the wholesale and retail divisions.

San Juan Water District

Fiscal Year 2022-23 Budget

Vehicles

Replace Field Services Vehicle #6 2008 F-650 Dump Truck

Project Status:	Planned	Estimated Spending FY 2021-22 & Prior:	\$ -
Start Date:	FY 2022-23	Budgeted Spending FY 2022-23:	\$ 125,000
Estimated Completion:	FY 2022-23	Total Project Cost:	\$ 125,000

At 14 years old this dump truck only has 14,800 miles on it. However, it has proved unreliable and has developed engine problems that are going to create significant repair costs in the future. The District intends to replace this dump truck to avoid those future unnecessary repair costs and have a more reliable vehicle.

Vehicle #8/15 Replacement – F-150 Distribution Lead Worker Truck

Project Status:	Planned	Estimated Spending FY 2021-22 & Prior:	\$ -
Start Date:	FY 2022-23	Budgeted Spending FY 2022-23:	\$ 45,000
Estimated Completion:	FY 2022-23	Total Project Cost:	\$ 45,000

Over five years ago Field Services transferred Vehicle #8 to the Water Treatment Plant. Vehicle #8 had been one of two trucks used for the Distribution Lead Workers. When vehicle #8 was transferred to the Water Treatment Plant Field Services was left with one truck for the leads. They operated this way until Fiscal Year 2020-21 when they bought a new truck to replace Vehicle #15. Instead of selling the old vehicle #15 they kept it to restore the second truck for the Distribution Leads. The Field Services team has determined that they need to continue operating with two truck trucks for the leads and recommends replacing the old vehicle #15 with this F-150.

Replace Vehicle #12 2011 F-250 Super Cab

Project Status:	Planned	Estimated Spending FY 2021-22 & Prior:	\$ -
Start Date:	FY 2022-23	Budgeted Spending FY 2022-23:	\$ 45,000
Estimated Completion:	FY 2022-23	Total Project Cost:	\$ 45,000

The District intends to replace the existing 2011 F-250 Super Cab service truck with a new F-250. The District generally replaces vehicles every 10 years or 100,000 miles. The existing truck is 12 years old with 76,000 miles. Purchasing the new truck will increase vehicle reliability and decrease repair costs. The existing truck will be sold at auction.

Replace 2007 Forklift (E#18)

Project Status:	Planned	Estimated Spending FY 2021-22 & Prior:	\$ -
Start Date:	FY 2022-23	Budgeted Spending FY 2022-23:	\$ 44,000
Estimated Completion:	FY 2022-23	Total Project Cost:	\$ 44,000

This 2007 forklift has reached the end of its expected useful life. With 8701 hours of use It is still in fair operating condition and will be sold at auction. Replacing it now will prevent the occurrence of increased maintenance costs.

Replace Bix Tex Tilt Mud Trailer

Project Status:	Planned	Estimated Spending FY 2021-22 & Prior:	\$ -
Start Date:	FY 2022-23	Budgeted Spending FY 2022-23:	\$ 9,000
Estimated Completion:	FY 2022-23	Total Project Cost:	\$ 9,000

The District has been replacing one aged mud trailer per year. This trailer is from 1996 and has deteriorated to the point that it is only used when others are not available. Replacing this trailer will reduce the use of the other trailers enabling them all to reach their expected life.

Vehicles (con't)

Pump Truck Vehicle #37 Toolbox Improvement

Project Status:	Planned	Estimated Spending FY 2021-22 & Prior:	\$ -
Start Date:	FY 2022-23	Budgeted Spending FY 2022-23:	\$ 8,000
Estimated Completion:	FY 2022-23	Total Project Cost:	\$ 8,000

This tool box improvement will allow the pump station team to carry more tools and equipment on the truck, reducing the frequency with which they need to return to the District campus for tools and supplies.

Professional Services

SCADA Cyber Security Study & Improvements

Project Status:	Planned	Estimated Spending FY 2021-22 & Prior:	\$ -
Start Date:	FY 2022-23	Budgeted Spending FY 2022-23:	\$ 210,000
Estimated Completion:	FY 2022-23	Total Project Cost:	\$ 210,000

Supervisory control and data acquisition (SCADA) is a system of software and hardware elements that allows the District to control processes locally or at remote locations, such as turning on pumps, opening or closing valves, etc. This study will do a complete review of the security of the SCADA system from the servers to the network to the computers that control the machinery. The study will identify gaps where security is lacking and recommend and implement security and protocols. It will result in a cyber-security standard where any work on the SCADA side of the network would adhere to going forward. This project is split between wholesale (25%) and retail (75%). It was originally planned to be completed in Fiscal Year 2021-22 but did not commence prior to year-end.

Equipment and Furniture

Field Services Building – Sewer Lift Station – Tie In to SCADA

Project Status:	In Progress	Estimated Spending FY 2021-22 & Prior:	\$ -
Start Date:	FY 2020-21	Budgeted Spending FY 2022-23:	\$ 15,000
Estimated Completion:	FY 2022-23	Total Project Cost:	\$ 15,000

Parts have been purchased to make improvements to the Field Services Building's sewer lift station and the District anticipates using internal staff to install the improvements in the 2021-22 fiscal year. This project will fund the programming needed to tie the sewer lift station into the SCADA system.

Leak Detection Equipment

Project Status:	Planned	Estimated Spending FY 2020-21 & Prior:	\$ -
Start Date:	FY 2022-23	Budgeted Spending FY 2022-23:	\$ 10,000
Estimated Completion:	FY 2022-23	Total Project Cost:	\$ 10,000

A leak detector consists of speakers in a headset, worn by the operator, hooked up to a microphone that is on the ground. The microphone transmits the sound of leaking water to the wearer of the headset. The Field Services departments current leak detection equipment is old and in need of replacement.

San Juan Water District

Fiscal Year 2022-23 Budget

Equipment and Furniture (con't)

Boring Machine Replacement

Project Status:	Planned	Estimated Spending FY 2021-22 & Prior:	\$ -
Start Date:	FY 2022-23	Budgeted Spending FY 2022-23:	\$ 9,000
Estimated Completion:	FY 2022-23	Total Project Cost:	\$ 9,000

A boring machine tunnels underground, allowing staff to replace a service line without having to cut into the existing curb and gutter, or other surface pavement. Curb and gutter replaces costs \$1,500 at a minimum. The existing boring machine broke in fiscal year 2019-20 and is not cost effective to repair.

Software

Tyler Content Management and Output Director

Project Status:	Planned	Estimated Spending FY 2020-21 & Prior:	\$ -
Start Date:	FY 2021-22	Budgeted Spending FY 2021-22:	\$ 12,000
Estimated Completion:	FY 2021-22	Total Project Cost:	\$ 12,000

The District uses a software called Tyler Technologies for its financial and utility billing processes. The module was included in the budget last fiscal year, even though the analysis of the benefits of the module had not been completed. With that analysis complete, the District has determined that the module will afford the Finance Department the ability to store records and documents electronically within the system, reducing filing and document retrieval time, as well as reducing the District's carbon footprint. The District executed the purchase agreement, but was unable to complete the installation due to staffing shortfalls. It is anticipated to be purchased, installed and implemented in Fiscal Year 2022-23.



SUPPLEMENTAL INFORMATION

This Page Intentionally Left Blank

Transfers In and Transfers Out

Transfers In and Transfers Out represent accounting methods to move resources (usually cash) from one fund to another. Transfers in represent resources being brought into that fund. Whereas, transfers out represent resources being taken from that fund.

Transfer In To:

Wholesale Capital Fund	\$	573,200
Retail Capital Fund	\$	2,111,800

Transfer Out From:

Wholesale Operating Fund	\$	573,200
Retail Operating Fund	\$	2,111,800

Total Transfers In \$ 2,685,000

Total Transfers Out \$ 2,685,000

Debt Service Schedules

**2022 Refunding Loan
Debt Service Schedule - Fiscal Year Basis**

Fiscal Year	Principal		Interest		Total		Combined Debt Service
	Wholesale	Retail	Wholesale	Retail	Wholesale	Retail	
2023	458,345	248,869	86,124	46,763	544,469	295,632	840,101
2024	502,298	272,733	78,653	42,706	580,951	315,439	896,390
2025	511,499	277,729	70,465	38,261	581,964	315,990	897,954
2026	520,492	282,612	62,128	33,734	582,620	316,346	898,966
2027	526,513	285,884	53,644	29,127	580,157	315,011	895,168
2028	534,681	290,317	45,062	24,467	579,743	314,784	894,527
2029	544,865	295,846	36,346	19,735	581,211	315,581	896,792
2030	550,981	299,167	27,465	14,913	578,446	314,080	892,526
2031	562,065	305,185	18,484	10,036	580,549	315,221	895,770
2032	571,920	310,536	9,322	5,062	581,242	315,598	896,840
Outstanding	\$ 5,283,659	<u>\$ 2,868,878</u>	\$ 487,693	<u>\$ 264,804</u>	\$ 5,771,352	\$3,133,682	<u>\$ 8,905,034</u>

**Refunding Revenue Bonds, Series 2017
Debt Service Schedule - Fiscal Year Basis**

Fiscal Year	Principal		Interest		Total		Combined Debt Service
	Wholesale	Retail	Wholesale	Retail	Wholesale	Retail	
2022	403,200	226,800	597,576	336,137	1,000,776	562,937	1,563,713
2023	419,200	235,800	582,055	327,406	1,001,255	563,206	1,564,460
2024	435,200	244,800	564,429	317,492	999,629	562,292	1,561,921
2025	454,400	255,600	542,269	305,027	996,669	560,627	1,557,296
2026	476,800	268,200	519,083	291,984	995,883	560,184	1,556,067
2027	502,400	282,600	494,709	278,274	997,109	560,874	1,557,983
2028	528,000	297,000	469,056	263,844	997,056	560,844	1,557,900
2029	553,600	311,400	442,123	248,694	995,723	560,094	1,555,817
2030	585,600	329,400	413,776	232,749	999,376	562,149	1,561,525
2031	611,200	343,800	383,963	215,979	995,163	559,779	1,554,942
2032	643,200	361,800	352,736	198,414	995,936	560,214	1,556,150
2033	675,200	379,800	325,536	183,114	1,000,736	562,914	1,563,650
2034	1,318,400	741,600	291,747	164,107	1,610,147	905,707	2,515,854
2035	1,369,600	770,400	238,157	133,964	1,607,757	904,364	2,512,121
2036	1,424,000	801,000	182,467	102,637	1,606,467	903,637	2,510,104
2037	1,481,600	833,400	129,177	72,662	1,610,777	906,062	2,516,839
2038	1,529,600	860,400	80,375	45,211	1,609,975	905,611	2,515,585
2039	1,580,800	889,200	29,969	16,858	1,610,769	906,058	2,516,827
Outstanding	\$14,992,000	\$ 8,433,000	\$6,639,202	\$ 3,734,551	\$21,631,202	\$12,167,551	\$33,798,753
Paid 2017-2021	\$ 1,728,000	\$ 972,000	\$2,561,541	\$ 1,440,866	\$ 4,289,541	\$ 2,412,866	\$ 6,702,407
Total	\$16,720,000	\$ 9,405,000	\$9,200,743	\$ 5,175,417	\$25,920,743	\$14,580,417	\$40,501,160
	combined	\$26,125,000	combined	\$14,376,160			

Labor Allocation

As mentioned previously, many employees are shared by wholesale and retail to maximize efficiency and eliminate the need for redundant positions. The table on the next page shows all District positions and their respective cost sharing between wholesale and retail based on their assigned duties.

Dept.	Position Title	Budgeted in Fiscal Year 2022-2023						
		Budgeted in FY20-21	Budgeted in FY21-22	# Budgeted	Wholesale Allocation	Retail Allocation	Wholesale FTE	Retail FTE
Executive								
	General Manager	1.00	1.00	1.00	90%	10%	0.90	0.10
	Water Resources Manager	1.00	1.00	1.00	90%	10%	0.90	0.10
	Information Technology Manager	1.00	1.00	1.00	50%	50%	0.50	0.50
	Board Secretary/Administrative Assistant	1.00	1.00	1.00	50%	50%	0.50	0.50
	Total Executive	4.00	4.00	4.00			2.80	1.20
Finance and Administrative Services								
	Director of Finance	1.00	1.00	1.00	50%	50%	0.50	0.50
	Senior Accountant ¹	1.00	1.00	1.00	50%	50%	0.50	0.50
	Accountant	1.00	1.00	1.00	50%	50%	0.50	0.50
	Purchasing Agent	1.00	1.00	1.00	50%	50%	0.50	0.50
	Accounting Technician II	1.00	1.00	1.00	50%	50%	0.50	0.50
	Total Finance and Administrative Services	5.00	5.00	5.00			2.50	2.50
Customer Service								
	Customer Service Manager	0.50	0.50	0.50	0%	100%	-	0.50
	Meter Technician	1.00	1.00	1.00	0%	100%	-	1.00
	Customer Service Technician I - III	3.00	3.00	3.00	0%	100%	-	3.00
	Total Customer Service	4.50	4.50	4.50			-	4.50
Engineering Service								
	Engineering Services Manager	1.00	1.00	1.00	50%	50%	0.50	0.50
	Associate/Senior Engineer	1.00	1.00	1.00	50%	50%	0.50	0.50
	Engineering Technician III	1.00	1.00	1.00	40%	60%	0.40	0.60
	Construction Inspector III	1.00	1.00	1.00	50%	50%	0.50	0.50
	Total Engineering Service	4.00	4.00	4.00			1.90	2.10
Field Services (Distribution System)								
	Field Services Manager	1.00	1.00	1.00	0%	100%	-	1.00
	Pump Station Lead	1.00	1.00	1.00	0%	100%	-	1.00
	Distribution Lead Worker	2.00	2.00	2.00	0%	100%	-	2.00
	Distribution Operator II - IV ²	7.00	6.00	6.00	0%	100%	-	6.00
	Pump Station Technician/Mechanic	1.00	1.00	1.00	0%	100%	-	1.00
	Pump Station Operator ²	-	1.00	1.00	0%	100%	-	1.00
	Utilities Coordinator	1.00	1.00	1.00	0%	100%	-	1.00
	Meter Maintenance Technician ³	-	1.00	1.00	0%	100%	-	1.00
	Distribution Maint. Helper - PT/Temporary ⁶	-	-	0.92	0%	100%	-	0.92
	Total Field Services (Distribution System)	13.00	14.00	14.92			-	14.92
Operations								
	Operations Manager	1.00	1.00	1.00	40%	60%	0.40	0.60
	Safety-Regulatory Compliance Coordinator	1.00	1.00	1.00	50%	50%	0.50	0.50
	CMMS/GIS Coordinator	1.00	1.00	1.00	25%	75%	0.25	0.75
	Total Operations	3.00	3.00	3.00			1.15	1.85
Water Efficiency								
	Customer Service Manager	0.50	0.50	0.50	0%	100%	-	0.50
	Water Efficiency Lead	1.00	1.00	1.00	25%	75%	0.25	0.75
	Water Efficiency Technician I - II	2.00	2.00	2.00	0%	100%	-	2.00
	Total Water Efficiency	3.50	3.50	3.50			0.25	3.25
Water Treatment Plant								
	Water Treatment Plant Manager	1.00	1.00	1.00	100%	0%	1.00	-
	Maintenance Chief	1.00	1.00	1.00	80%	20%	0.80	0.20
	Chief Operator	1.00	1.00	1.00	100%	0%	1.00	-
	Water Treatment Plant Operator IV	2.00	2.00	2.00	100%	0%	2.00	-
	Water Treatment Plant Operator III	2.00	2.00	2.00	100%	0%	2.00	-
	Water Treatment Plant Operator II	1.00	1.00	1.00	100%	0%	1.00	-
	Electrical & Instrumentation Technician	1.00	1.00	1.00	60%	40%	0.60	0.40
	Utilities Mechanic I - II ⁴	1.00	1.00	1.00	100%	0%	1.00	-
	Utilities Maintenance Worker I - II ⁵	1.00	1.00	1.00	80%	20%	0.80	0.20
	Total Water Treatment Plant	11.00	11.00	11.00			10.20	0.80
Total Funded Full Time Equivalents (FTE)		48.00	49.00	49.92			18.80	31.12

¹ Finance and Administrative Services Analyst position was changed to Senior Accountant in April 2022.

² One Distribution Operator IV position was changed to a Pump Station Operator in December 2021.

³ The Board of Directors approved the new Meter Maintenance Technician in January 2022.

⁴ The Facilities Maintenance Worker I - II was renamed to a Utilities Mechanic I - II in January 2022.

⁵ The Board of Directors approved the name change from Facilities Maintenance Helper to Utilities Maintenance Worker I - II in January 2022.

⁶ Converting use of Temp Agency assistance to direct hire temporary worker for cost savings

San Juan Water District

Fiscal Year 2022-23 Budget



SAN JUAN WATER DISTRICT COMPENSATION SCHEDULE

EFFECTIVE: July 2, 2022

Non-Exempt Positions	Hourly Rate Range	
	Minimum	Maximum
Accountant	\$ 42.24	\$ 50.69
Accounting Technician I	\$ 29.23	\$ 35.07
Accounting Technician II	\$ 32.29	\$ 38.74
Accounting Technician III	\$ 35.66	\$ 42.80
Administrative Assistant - Board Secretary	\$ 43.95	\$ 52.74
Chief Operator	\$ 57.50	\$ 69.00
CMMS/GIS Coordinator	\$ 45.74	\$ 54.89
Construction Inspector I	\$ 36.38	\$ 43.66
Construction Inspector II	\$ 40.19	\$ 48.23
Construction Inspector III	\$ 44.39	\$ 53.27
Customer Service Technician I	\$ 26.99	\$ 32.39
Customer Service Technician II	\$ 29.82	\$ 35.78
Customer Service Technician III	\$ 32.94	\$ 39.52
Distribution Lead Worker	\$ 50.02	\$ 60.03
Distribution Operator I	\$ 32.29	\$ 38.74
Distribution Operator II	\$ 35.66	\$ 42.80
Distribution Operator III	\$ 39.40	\$ 47.28
Distribution Operator IV	\$ 43.52	\$ 52.22
Distribution Maintenance Temporary Helper	\$ 20.00	\$ 20.00
Electrical & Instrumentation Technician	\$ 49.53	\$ 59.43
Engineering Technician I	\$ 34.62	\$ 41.54
Engineering Technician II	\$ 38.24	\$ 45.88
Engineering Technician III	\$ 42.24	\$ 50.69
Information Technology Technician I	\$ 35.31	\$ 42.37
Information Technology Technician II	\$ 39.01	\$ 46.81
Maintenance Chief	\$ 54.71	\$ 65.65
Meter Maintenance Technician	\$ 35.66	\$ 42.80
Meter Technician	\$ 33.60	\$ 40.32
Pump Station Lead	\$ 54.71	\$ 65.65
Pump Station Operator	\$ 43.52	\$ 52.22
Pump Station Technician	\$ 47.59	\$ 57.11
Purchasing Agent	\$ 37.11	\$ 44.54
Senior Accountant	\$ 49.04	\$ 58.84
Utilities Coordinator	\$ 45.28	\$ 54.34
Utilities Maintenance Worker I	\$ 26.73	\$ 32.07
Utilities Maintenance Worker II	\$ 29.52	\$ 35.43
Utilities Mechanic I	\$ 36.02	\$ 43.23
Utilities Mechanic II	\$ 39.79	\$ 47.75
Water Efficiency Helper	\$ 25.68	\$ 30.82
Water Efficiency Lead Worker	\$ 38.24	\$ 45.88
Water Efficiency Technician I	\$ 31.34	\$ 37.60
Water Efficiency Technician II	\$ 34.62	\$ 41.54
Water Treatment Plant Operator I	\$ 34.27	\$ 41.13
Water Treatment Plant Operator II	\$ 37.86	\$ 45.43
Water Treatment Plant Operator III	\$ 41.82	\$ 50.18
Water Treatment Plant Operator IV	\$ 46.19	\$ 55.43

Exempt Positions (Annual Salaries based on 2080 Hours)	Annual Rate Range	
	Minimum	Maximum
Associate Engineer	\$ 120,785.60	\$ 144,955.20
Customer Service Manager	\$ 133,432.00	\$ 160,118.40
Director of Engineering Services	\$ 162,822.40	\$ 195,374.40
Director of Finance	\$ 162,822.40	\$ 195,374.40
Director of Operations	\$ 162,822.40	\$ 195,374.40
Field Services Manager	\$ 133,432.00	\$ 160,118.40
Information Technology Manager	\$ 133,432.00	\$ 160,118.40
Safety/Regulatory Compliance Coordinator	\$ 112,673.60	\$ 135,200.00
Senior Engineer	\$ 133,432.00	\$ 160,118.40
Water Resources Manager	\$ 133,432.00	\$ 160,118.40
Water Treatment Plant Manager	\$ 148,865.60	\$ 178,630.40
General Manager (Contract)	\$ 208,000.00	\$ 208,000.00

Compensation Schedule Incorporates a 3.8% COLA

INSERT BOARD RESOLUTION

Glossary of Terms

The budget contains specialized and technical terminology and acronyms that are unique to public finance and budgeting. To assist the reader in understanding these terms and acronyms, a budget glossary has been included herein.

Term	Definition
Acre-Foot	The volume of water that will cover one acre to a depth of one foot. One acre-foot of water equates to 325,828.8 gallons.
Allocation	A distribution of funds or costs from one account or appropriation to one or more accounts or appropriations.
Ashland	City of Folsom, north of the American River.
Assets	Resources owned or held by SJWD which have monetary value.
Audit	An investigation, done by an independent certified public accounting firm to provide an opinion on whether or not the financial statements of the SJWD are prepared in conformance with generally accepted accounting principles for government entities within the United States of America, and are free of material errors or misstatements.
Authorized	Given the force of law (e.g., by statute). For some action or quantity to be authorized, it must be possible to identify the enabling source and date of authorization.
Beginning/Ending Fund Balance	Appropriated resources available in a fund from the prior/current year after payment of the prior/current year's expenses. This is not necessarily cash on hand.
Best Management Practices (BMPs)	Proven and reliable water efficiency technologies and programs that address residential, commercial, industrial, and landscape water uses.
Bond	A written promise to pay a sum of money with a specific interest rate, at a specific time. In the budget document, these payments are identified as a debt service.
Budget	A plan of financial operation embodying an estimate of proposed expenditures for a given period of time and the proposed means of financing them.
Transmittal Letter	A general discussion of the proposed budget as presented in writing by the General Manager to the Board of Directors and Rate payers. The message contains an explanation of principal budget items and summaries found in the prepared budget relative to the current year adopted budget.
Capital Budget	The portion of the annual budget that appropriates funds for the purchase of capital equipment items and capital improvements.
Capital Improvements Program (CIP)	A long-range plan of the District for the construction, rehabilitation and replacement of the District-owned infrastructure.
Capital Outlay	A character of expenditure of funds to acquire land, plan and construct new buildings, expand or modify existing buildings, and/or purchase equipment related to such construction.

Term	Definition
Central Valley Project (CVP)	California water project owned by the United States and managed by the Bureau of Reclamation for diversion, storage, carriage, distribution and beneficial use of waters of the Sacramento River, the American River, the Trinity River, and the San Joaquin River and their tributaries. The CVP is composed of some 20 reservoirs with a combined capacity of more than 11 million acre-feet, 11 power plants, and more than 500 miles of major canals and aqueducts. The CVP delivers about 7 million acre-feet of water annually for agricultural, urban, and wildlife use.
COLA	Cost of Living Adjustment – an increase to base wages designed to keep an employee’s pay even with inflation.
Debt Service	The District’s obligation to pay the principal and interest of bonds and other debt instruments according to a predetermined payment schedule.
Delta	The Delta is the largest estuary on the west coast and the hub of California’s water system. It is formed by California’s two largest rivers, the Sacramento and San Joaquin. The Delta has increasingly become a center of controversy as federal, state, and local governments and private entities have sought to make use of its resources.
Department	An operational and budgetary unit designated by the General Manager to define and organize District operations.
Depreciation	The process of matching the cost of a fixed asset (property, equipment, software, etc.) to the time periods over which it is used. As an example, if a piece of equipment has an estimated useful life of ten years and a purchase price of \$5,000; each year is charged \$500 of depreciation over the equipment’s ten year life, and the value of the asset is reduced accordingly.
Division	A major administrative unit of the District which has overall management responsibility for an operation of a group of related operations within a functional area.
Estimated Revenues	The budgeted, projected revenues expected to be realized during the budget (fiscal) year to finance all or part of the planned expenditures.
Expenditure	The actual payment for goods and services.
Expenses	The incurrence of liabilities or the consumption of assets arising from the delivery or production of goods, rendering services or carrying out other activities that constitute the entity’s ongoing major or central operation.
Fiscal Year (FY)	The time period designated by the District signifying the beginning and ending period for recording financial transactions. The District has specified July 1 to June 30 as its fiscal year.
Full Time Equivalent (FTE)	The amount of time a position has been budgeted for in terms of the amount of time a regular, full-time employee normally works in a year (2,080 hours).

San Juan Water District

Fiscal Year 2022-23 Budget

Term	Definition
Fund	A set of accounting books with a self-balancing group of accounts in which cash and other financial resources, all related liabilities and residual equities, or balances and changes therein are recorded and segregated to carry on specific activities or attain certain objectives in accordance with special regulations, restrictions or limitations.
Fund Balance	For accounting purposes, the excess of a fund's assets over its liabilities. For budgeting purposes, the accumulated excesses of a fund's resources over its expenditures.
Generally Accepted Accounting Principles (GAAP)	The accounting principles, rules, conventions, and procedures that are used for accounting and financial reporting. GAAP for governments are set by the Governmental Accounting Standards Board (GASB), the accounting and financial reporting standards setting body for state and local governments.
Grants	Contributions of gifts or cash or other assets from another government to be used or expended for a specific purpose, activity or facility, with no obligation to repay (in contrast to a loan, although the award may stipulate repayment of funds under certain circumstances).
Great Recession	A term that represents the sharp decline in economic activity during the late 2000's, which is considered to most significant downturn since the Great Depression. The term "Great Recession" applies to both the U.S. recession, officially lasting from December 2007 to June 2009, and the ensuing global recession in 2009. The economic slump began when the U.S. housing market went from boom to bust, and large amounts of mortgage-backed securities and derivatives lost significant value.
Infrastructure	Facilities that support the continuance and growth of a community. Examples include roads, water lines, sewers, public buildings, parks and airports.
Line Item	The description of an object of expenditure, i.e. salaries, supplies, professional services and other operational costs.
Operating Budget	The normal, ongoing costs incurred to operate the District, specifically excluding the capital program budget.
Operating Expenses	Expenditures for materials, supplies and services which are ordinarily consumed within a fiscal year and which are not included in the program inventories or capital budget.
Ordinance	A formal legislative enactment by the Board of Directors. It is the full force and effect of law within the District boundaries unless pre-empted by a higher form of law.
Program	A group of related activities performed by one or more organizational units for the purpose of accomplishing a District responsibility.
Reclamation	United States Bureau of Reclamation
Resolution	A special order of the Board of Directors, which has a lower legal standing than an ordinance.

Term	Definition
Resources	Total amounts available for appropriation including estimated revenues, fund transfers and beginning fund balances.
Reserve	An account used to indicate that a portion of a fund's balance is legally restricted for a specific purpose and is, therefore, not available for general appropriations.
Reimbursements	An amount received as a payment for the cost of services performed/to be performed, or of other expenditures made for, or on behalf of, another entity. Reimbursements represent the recovery of an expenditure.
Revenue	Moneys that the District receives as income. It includes such items as water sales, fees for services, contributions, interest income and other miscellaneous receipts. Estimated revenues are those expected to be collected during the fiscal year.
Transfer In/(Out)	Movement of resources between two funds. Example: An inter-fund transfer would include the transfer of money from the operations fund to the capital fund to set money aside for future capital infrastructure replacements or improvements.
WEL Garden	A demonstration Water Efficient Landscape Garden located behind the Administration Building of the San Juan Water District.
WTP	The Sidney N. Peterson Water Treatment Plant of the San Juan Water District.

Acronyms

Acronyms, as may be used in this document, are familiar terms to those in government but not to those who do not work in that setting. While we tried to avoid their use, they do appear occasionally throughout the budget document. The list below explains acronyms that may appear in this document.

Acronym	Definition
ACFR	Annual Comprehensive Financial Report
AF	Acre-feet or Acre-foot
AFR	Auburn Folsom Road
BMPs	Best Management Practices
CCF	100 cubic feet (centum cubic feet), equivalent to 748 gallons
CIP	Capital Improvements Program
CSD	Community Services District
CVP	Central Valley Project
CalPERS	California Public Employees Retirement System
CHWD	Citrus Heights Water District
COLA	Cost of Living Adjustment
FOWD	Fair Oaks Water District
GIS	Geographic Information Services
GAAP	Generally Accepted Accounting Principles
GASB	Governmental Accounting Standards Board
GFOA	Government Finance Officers Association
HVAC	Heating, Ventilation, and Air Conditioning
IT	Information Technology
LF	Linear Foot/Feet
MGD	Million gallons a day
OVWC	Orange Vale Water Company
PCWA	Placer County Water Agency
PERS	Public Employees Retirement System
SCADA	Supervisory Control and Data Acquisition
SSWD	Sacramento Suburban Water District
VFD	Variable Frequency Drive
WCA's	Wholesale Customer Agencies
WEL	Water Efficient Landscape
WTP	Water Treatment Plant

AGENDA ITEM V-2 & 3

STAFF REPORT

To: Board of Directors

From: Donna Silva, Director of Finance

Date: August 3, 2022

Subject: Resolutions of Intention to issue Bonds to Finance the Hinkle Reservoir Rehabilitation Project and the Eureka Road Transmission Pipeline Replacement

RECOMMENDED ACTION

Adopt resolutions 22-15 and 22-16 stating the District's intention to issue bonds to fund two critical capital improvement projects.

BACKGROUND

The District's financial plans assumes certain capital improvement projects will be debt financed, while others will be paid for out of cash reserves. The financial plan assumed the District would issue bonds to finance the Hinkle Reservoir Rehabilitation project and would utilize the State of California's Drinking Water Revolving loan fund to finance the Eureka Road Transmission Pipeline replacement project.

Hinkle Reservoir

Hinkle Reservoir is a 62-million-gallon earthen reservoir lined and covered with a material called Hypalon. Hypalon is a flexible membrane material used to protect the water from contamination. The reservoir serves as the clear well for treated water produced from the District's Water Treatment Plant (WTP), as well as a facility for system storage. The WTP is operated at a constant flowrate and therefore, to meet fluctuating and peak water demands, the Hinkle Reservoir is used to store excess treated water with the water level rising and falling with changes in demand and production. The cover and liner were installed in 1981 with an estimated life of 25 years. Regular maintenance has extended its life an additional 13 years. In May 2016, an expert membrane consultant inspected and tested the cover and liner material and reported that, based upon its analysis of the cover's and liner's current condition, the District should replace both within the next 2 to 5 years. The Hinkle Reservoir Rehabilitation Project also will rehabilitate the inlet and outlet structures, repair ancillaries as needed, and replace the approximate 11 acres of cover, liner and interior baffle wall material.

Total project costs are estimated to be \$24,331,100. District reserves are not adequate to fund the project. The District's financial plan assumed a traditional bond issuance would be used to finance this project. However, the District has secured

a loan agreement applied for lower cost financing with the State Drinking Water Revolving Fund administered by the State Water Resources Control Board at a very favorable interest rate of just 1.2%. During the process of negotiating the agreement with the State it was discovered that the District does not own a small, but critical piece of land that is connected to the project. The District's agreement with the State stipulates that the District will obtain title to the land and commence construction prior to September 2022.

Eureka Road Transmission Pipeline Replacement

The Eureka Road Transmission Pipeline is an aged steel pipeline that has reached the end of its service life. This project includes replacing approximately 850 linear feet of 18 inch, and 3,070 linear feet of 16-inch of existing, old, and leaking, steel water pipeline with new 18-inch ductile iron pipeline on Eureka Road between Barton Road and Providence Lane in Granite Bay. The project also includes the replacement of water services and installation of valves, fittings, hydrants, concrete blocking, and appurtenances along the new water pipeline. The project is estimated to cost \$4 million. The recently completed Retail Financial Plan assumed this project would be debt financed through the State of California's Drinking Water Revolving Loan fund (SRF).

CURRENT STATUS

Hinkle Reservoir

The District is working diligently and aggressively to obtain title to the property and is making good progress. However, it is prudent to have a back-up financing plan in place. Adopting Resolution 22-15 preserves the District's ability to obtain bond financing for this project in the event it is not able to satisfy or renegotiate the terms of the loan agreement with the State of California.

Eureka Road Transmission Pipeline Replacement

The District has an active application with the State for this loan. However, the project is already underway and is estimated to be completed in mid-winter. The application process for an SRF loan is lengthy and may not be completed prior to completion of construction. The State does not generally issue loans for completed projects.

Staff is working hard to ensure the loan agreement is executed prior to project completion but it is advisable to have a back-up financing plan as we are not in control of the timeline for the SRF loan. Therefore, staff recommends adoption of Reimbursement Resolution 22-16 to preserve the District's ability to issue bonds to finance the project.

Attachments:

Resolution 22-15: A Resolution of the Board of Director of the San Juan Water District Declaring Intention to Reimburse Expenditures Relating to its Proposed Hinkle Reservoir Project From the Proceeds of Tax-Exempt Obligations

Resolution 22-16: A Resolution of the Board of Director of the San Juan Water District Declaring Intention to Reimburse Expenditures Relating to its Proposed Eureka Road Transmission Pipeline Replacement Project From the Proceeds of Tax-Exempt Obligations

RESOLUTION NO. 22-15

A RESOLUTION OF THE BOARD OF DIRECTORS OF THE SAN JUAN WATER DISTRICT DECLARING INTENTION TO REIMBURSE EXPENDITURES RELATING TO ITS PROPOSED HINKLE RESERVOIR PROJECT FROM THE PROCEEDS OF TAX-EXEMPT OBLIGATIONS

WHEREAS, the District wishes to raise funds to finance public capital improvements consisting generally of constructing or reconstructing certain public facilities and improvements relating to its water system, including its Hinkle Reservoir Project (the "Project"); and

WHEREAS, in order to provide funds to finance the Project, the District intends to issue or cause the issuance of tax-exempt bonds, certificates of participation or other obligations in an aggregate principal amount of approximately \$22,000,000 (the "Bonds"); and

WHEREAS, in order to use the proceeds of the Bonds to reimburse advances made by the District for the Project before the date of issuance of the Bonds, but not more than 60 days before the date of adoption of this Resolution, Section 1.150-2 of the United States Income Tax Regulations requires that the Board of Directors declare its intention to reimburse such advances from the proceeds of the Bonds; and

WHEREAS, it is in the public interest and for the public benefit that the District declare its official intent to reimburse the expenditures referenced herein to implement the financing plan for the Project.

NOW, THEREFORE, BE IT RESOLVED by the Board of Directors of San Juan Water District as follows:

1. Declaration of Intent. The Board hereby declares that it reasonably expects to issue or cause the issuance of the Bonds and to use a portion of the proceeds thereof to reimburse expenditures made by the District for the Project before the date of issuance of the Bonds, and not more than 60 days before the date of adoption of this Resolution. The District anticipates that the Bonds will be issued in an aggregate principal amount which is sufficient to raise funds for the Project in the approximate amount of \$22,000,000.

2. Effective Date. This Resolution shall take effect from and after the date of approval and adoption thereof.

PASSED AND ADOPTED by the Board of Directors of the San Juan Water District on the 3rd day of August 2022, by the following vote:

AYES: DIRECTORS:
NOES: DIRECTORS:
ABSENT: DIRECTORS:

KENNETH MILLER
President, Board of Directors

ATTEST

TERI GRANT
Secretary, Board of Directors

RESOLUTION NO. 22-16

A RESOLUTION OF THE BOARD OF DIRECTORS OF THE SAN JUAN WATER DISTRICT DECLARING INTENTION TO REIMBURSE EXPENDITURES RELATING TO ITS PROPOSED EUREKA ROAD TRANSMISSION PIPELINE REPLACEMENT PROJECT FROM THE PROCEEDS OF TAX-EXEMPT OBLIGATIONS

WHEREAS, the District wishes to raise funds to finance public capital improvements consisting generally of constructing or reconstructing certain public facilities and improvements relating to its water system, including its Eureka Road Transmission Pipeline Replacement Project (the "Project"); and

WHEREAS, in order to provide funds to finance the Project, the District intends to issue or cause the issuance of tax-exempt bonds, certificates of participation or other obligations in an aggregate principal amount of approximately \$4,100,000 (the "Bonds"); and

WHEREAS, in order to use the proceeds of the Bonds to reimburse advances made by the District for the Project before the date of issuance of the Bonds, but not more than 60 days before the date of adoption of this Resolution, Section 1.150-2 of the United States Income Tax Regulations requires that the Board of Directors declare its intention to reimburse such advances from the proceeds of the Bonds; and

WHEREAS, it is in the public interest and for the public benefit that the District declare its official intent to reimburse the expenditures referenced herein to implement the financing plan for the Project.

NOW, THEREFORE, BE IT RESOLVED by the Board of Directors of San Juan Water District as follows:

1. Declaration of Intent. The Board hereby declares that it reasonably expects to issue or cause the issuance of the Bonds and to use a portion of the proceeds thereof to reimburse expenditures made by the District for the Project before the date of issuance of the Bonds, and not more than 60 days before the date of adoption of this Resolution. The District anticipates that the Bonds will be issued in an aggregate principal amount which is sufficient to raise funds for the Project in the approximate amount of \$4,100,000.

2. Effective Date. This Resolution shall take effect from and after the date of approval and adoption thereof.

PASSED AND ADOPTED by the Board of Directors of the San Juan Water District on the 3rd day of August 2022, by the following vote:

AYES: DIRECTORS:
NOES: DIRECTORS:
ABSENT: DIRECTORS:


KENNETH MILLER
President, Board of Directors

ATTEST

TERI GRANT
Secretary, Board of Directors

Operations Plan Report Card FY 2021-22

On Track
Delayed
Issues



ADMINISTRATION/WATER RESOURCES/IT


Task	Original Target Date	Updated Target Date	Completion Date	Comments
Water Quality Control Plan – represent District interests and collaborate with regional and statewide partners to ensure the WQCP is reasonable and achievable.	Ongoing		Ongoing	
Delta conveyance – engage as necessary to protect District interests as new project developed, permits sought.	Ongoing		Ongoing	
Represent the District’s interests in the implementation of groundwater banking and in the expansion of the regional groundwater bank	Ongoing		Ongoing	
Monitor and respond to regulatory proposals from the SWRCB and DWR in the “Making Conservation a Way of Life” program (water loss regulations, indoor and outdoor efficiency standards, reporting, etc.); collaborate with ACWA, RWA and others around the state to ensure regulations are reasonable	Ongoing		Ongoing	
Represent the District’s interests in the update of the Water Forum Agreement, including participation in various committees and workgroups	Ongoing		Ongoing	
Develop an agreement with PCWA to provide treatment and conveyance capacity for their West County water supply needs.	Subject to PCWA timeline		Subj to PCWA	
Represent the District’s interests in the preparation and completion of the Sacramento Groundwater Authority’s Groundwater Sustainability Plan	12/2021		12/2021	
If conditions warrant and allow, complete actions necessary to implement a groundwater substitution and/or conserved water transfer	6/2022		6/2022	
Prepare annual water rights reports to SWRCB and submit estimated schedule of deliveries of PCWA and CVP supplies to Reclamation	Pre-14 > 4/1/22 Post-14 > 4/1/22 Reclamation > 3/31/22		Pre-14 > 3/28/22 Post-14 > 3/28/22 Reclamation 3/14/22	
Provide Monthly summary reports to Reclamation showing usage of water rights, PCWA, and CVP supplies, as well as treatment of SSWD’s PCWA deliveries	The 10 th of the following month			
2 nd Annual SJWD Employee Kids Day	7/2022	8/2023		Postponed to next year
Update District Ordinances	6/2022	6/2023		
Facilitate Records Inventory Process	6/2022	6/2023		Delayed

CUSTOMER SERVICE

Task	Target Date	Updated Target Date	Completion Date	Comments
Cross train customer service staff to be proficient in customer service related functions to build redundancy to accommodate vacations, illnesses and staff turnover	Ongoing			
Work with Field Service and Water Efficiency staff to diagnose customer meter problems and repair promptly	Ongoing			

Operations Plan Report Card FY 2021-22

On Track
Delayed
Issues



DISTRIBUTION (Field Services)

Task	Target Date	Updated Target Date	Completion Date	Comments
Complete the 2021-22 CO-OP Maintenance Program	6/2022		4/13/2022	
Complete the 2021-22 Cross Connection Control Program	12/2021		12/14/2021	
Complete the 2021-22 Leak Detection Program	6/2022		5/17/2022	
Complete the 2021-22 Air/Vacuum Relief Valve Program	6/2022		12/17/2021	
Complete the 2021-22 Dead End Flushing Program	6/2022		2/24/2022	
Complete the 2021-22 Valve Exercise Program	6/2022		6/23/2022	
Complete the 2021-22 Hydrant Maintenance Program	6/2022		6/23/2022	
Implement the new District Meter Replacement and Testing Program	6/2022		2/7/2022	

ENGINEERING SERVICES

Task	Target Date	Updated Target Date	Completion Date	Comments
Complete the SJWD/PCWA Intertie	12/2021		1/7/2022	Complete
Complete an update of the Wholesale Master Plan	6/2022	7/2022		Ongoing
Complete the design of the Kokila Reservoir/Tank Project	6/2022		6/2022	Complete
Complete construction of the following pipeline and service replacement projects: <ul style="list-style-type: none"> • Cavitt Stallman Pipeline Project • Auburn Folsom Pipeline Project • Woodminster Cir Services Replacement • Margo Dr Services Replacement 	6/2022		1/5/2022	Complete
Complete construction of the Field Services Parts and Materials Shelter	6/2022	6/2023		Project postponed for 1-year due to recent Bids exceeding budget

FINANCE and HUMAN RESOURCES


Task	Target Date	Updated Target Date	Completion Date	Comments
Complete funding agreement for State Revolving Loan Funds for Hinkle Reservoir Project	8/2021	6/2022	5/12/2022	Project delayed due to drought.
Complete funding agreement for State Revolving Loan Funds for Kokila Reservoir Project	12/2021	12/31/2022		General and Financial applications are complete. Anticipate submitting Environmental and Technical Applications by the end of July 2022.
Complete funding agreement for State Revolving Loan Funds for Eureka Road Transmission Pipeline Replacement Project	12/2021	ASAP		All applications have been submitted. Waiting on review and draft agreement from the State.

Operations Plan Report Card FY 2021-22

On Track

Delayed

Issues



FINANCE and HUMAN RESOURCES (con't)

Task	Target Date	Updated Target Date	Completion Date	Comments
Refinance 2012 Refunding Bonds	12/2021	2/1/2022	2/1/2022	Complete
Complete 5-Year Retail Financial Plan and Rate Study	8/2021		8/2021	Complete
Commence 5-Year Wholesale Financial Plan and Rate Study	6/2022	8/1/2022		Pending completion of Master Plan. Contract is executed, we are on stand by.
Complete revisions to Treatment Plant Shift Operators MOU	12/2021	12/1/2022		Workload priorities shifted due to FLSA issues, pandemic and staffing shortage.
Conduct Compensation Study	6/2022		6/22/2022	

WATER EFFICIENCY

Task	Target Date	Updated Target Date	Completion Date	Comments
Rehabilitate outdated sections of the demonstration WEL (Water Efficient Landscape) Garden (wholesale)	6/2022		4/2022	Complete
Provide 4 educational customer workshops (wholesale)	6/2022	9/2022		Workshops span April to September
Implement rebate incentive programs and provide on-site assistance to 100 customers to support State mandated water use reductions requirements	6/2022			On Track
Conduct a student art calendar contest to be distributed to all wholesale agencies	6/2022	5/2022		
Test and replace inoperable radio read units upon failure and send failed meter information to Field Services for replacement.	Ongoing			Changed to ongoing task.
Complete landscape area measurements for SWRCB conservation requirements	6/2022	8/2022		Pending CS becoming fully staffed
Evaluate SWRCB variance process and submit any variance requests that would improve the District's aggregate water budget.	6/2022	8/2022		Pending CS becoming fully staffed

WATER TREATMENT

Task	Target Date	Updated Target Date	Completion Date	Comments
Complete Land Maintenance Project at Baldwin Reservoir to Reduce Fire Danger	6/2022		6/2022	
Integrate In-plant pumps into SCADA System	5/2022	8/2022		Programming set for August
Replace Wholesale Meter Network Switches	4/2022		12/3/2021	
Retrofit North Filter Lighting and Circuitry to Energy Efficient LED	12/2021		9/15/2021	

OPERATIONS PLAN

FY 2022-23



SAN JUAN WATER DISTRICT

Granite Bay, California

This Page Intentionally Left Blank

TABLE OF CONTENTS

FOREWORD.....	3
ADMINISTRATION/WATER RESOURCES/IT	4
CUSTOMER SERVICE	5
DISTRIBUTION (Field Services)	6
ENGINEERING SERVICES	7
FINANCE and HUMAN RESOURCES.....	8
WATER EFFICIENCY.....	9
WATER TREATMENT	9

This Page Intentionally Left Blank

FOREWORD

This document composes the Operations Plan for the San Juan Water District for Fiscal Year 2022-23. It defines the major actions that we plan to undertake during this coming fiscal year, to achieve the goals and strategic objectives laid out in the District's Strategic Plan. The Strategic Plan encompasses our mission, vision and values, and outlines the goals and objectives that we will pursue to meet our mission and achieve our vision. The Strategic Plan incorporates the principles of fiscal responsibility, customer service and operational excellence.

This Operations Plan is organized in sections that correspond to the District's different functional groups. The actions are not in priority order, but the Goals and Strategic Objectives in the Strategic Plan that are related to these actions are noted. A target date for accomplishing the action is also listed, and District staff will be reporting regularly on the status of completing each action.

ADMINISTRATION/WATER RESOURCES/IT

Task	Strategic Plan Goal	Strategic Plan Objective	Target Date
Update the District's Strategic Plan	All	All	6/2023
Water Quality Control Plan – represent District interests and collaborate with regional and statewide partners to ensure the WQCP is reasonable and achievable	A	5	Ongoing
Delta conveyance – engage as necessary to protect District interests as new project developed, permits sought	A	5	Ongoing
Represent the District's interests in the implementation of groundwater banking and in the expansion of the regional groundwater bank	A	1, 2, 4	Ongoing
Monitor and respond to regulatory proposals from the SWRCB and DWR in the "Making Conservation a Way of Life" program (water loss regulations, indoor and outdoor efficiency standards, reporting, etc.); collaborate with ACWA, RWA and others around the state to ensure regulations are reasonable	A C D	1,5 2 5	Ongoing
Develop an agreement with PCWA to provide treatment and conveyance capacity for their West County water supply needs	A	5	Subject to PCWA timeline
If conditions warrant and allow, complete actions necessary to implement a groundwater substitution and/or conserved water transfer	A	5	6/2023
Prepare annual water rights reports to SWRCB and submit estimated schedule of deliveries of PCWA and CVP supplies to Reclamation	A	All	Post-14 > 2/2023 Pre-14 > 2/2023 Reclamation > 3/2023
Prepare environmental review documents for Warren Act Contract Renewal	A	5	6/2023
Provide Monthly summary reports to Reclamation showing usage of water rights, PCWA, and CVP supplies, as well as treatment of SSWD's PCWA deliveries	A	All	The 10 th of the following month

ADMINISTRATION/WATER RESOURCES/IT (con't)

Task	Strategic Plan Goal	Strategic Plan Objective	Target Date
Plan 2 nd Annual SJWD Employee Kids Day	E	3	7/2023
Complete Board Ordinance Updates	C	1	6/2023
Facilitate Records Inventory Process	C	1	6/2023

CUSTOMER SERVICE

Task	Strategic Plan Goal	Strategic Plan Objective	Target Date
Cross train customer service staff to be proficient in customer service related functions to build redundancy to accommodate vacations, illnesses and staff turnover	C	3	6/2023
Work with Field Service and Water Efficiency staff to diagnose customer meter problems and repair promptly	C	2,3	6/2023
Work with Field Service staff to update utility billing databases for the meter replacement rollout to ensure accurate customer billing	C	3	6/2023
Improve customer messaging with better utilization of our email communication software and more timely updates on the District website	C	1,5,7	12/2022
Improve billing process for hydrant meter rentals. Explore adding the process to Tyler UB for better billing and tracking and collecting options	C	3,4	2/2023

DISTRIBUTION (Field Services)

Task	Strategic Plan Goal	Strategic Plan Objective	Target Date
Complete the 2023 CO-OP Maintenance Program: <ul style="list-style-type: none"> Inspect and maintain all of the appurtenances on the Cooperative Transmission Mainlines Exercise all mainline valves on the Cooperative Transmission Mainlines 	B	2	6/2023
Complete the 2022 Cross Connection Control Program: <ul style="list-style-type: none"> Test 100% of the District Backflows Re-Test 100% of the failed backflows Repair or replace all failed backflows 	B	2	12/2022
Complete the 2023 Leak Detection Program: <ul style="list-style-type: none"> Complete the next phase of the Districts Leak Detection Program Repair all leaks found during the inspection in a timely manner 	B	2	6/2023
Complete the 2022 Air/Vacuum Relief Valve Program <ul style="list-style-type: none"> Inspect and maintain 160 ARVs 	B	2	12/2022
Complete the 2023 Dead End Flushing Program: <ul style="list-style-type: none"> Inspect, maintain, and flush all of the Districts 501 dead end sites Repair or replace all broken blow off valves 	B	2	6/2023
Complete the 2023 Valve Exercise Program: <ul style="list-style-type: none"> Inspect, maintain, and exercise 1,000 mainline valves Repair or replace all broken mainline valves 	B	2	6/2023
Complete the 2023 Hydrant Maintenance Program: <ul style="list-style-type: none"> Inspect, maintain, and exercise 300 fire hydrants Repair or upgrade all broken fire hydrants 	B	2	6/2023

DISTRIBUTION (Field Services) (con't)

Task	Strategic Plan Goal	Strategic Plan Objective	Target Date
Implement the new District Meter Replacement and Testing Program: <ul style="list-style-type: none"> • Test and replace or repair as needed all large meters (3" and above) • Test and replace or repair as needed 27 intermediate meters (1.5" to 2.5") • Upgrade 515 residential meters (1" and below) • Test 371 residential meters (1" and below) • Install 2,100 Radio Read End Points 	B	2	6/2023

ENGINEERING SERVICES

Task	Strategic Plan Goal	Strategic Plan Objective	Target Date
Complete construction of the Hinkle Reservoir Liner and Cover Replacement Project	B	1, 3	5/2023
Complete construction of the Eureka Road Pipeline Replacement Project	B	3	1/2023
Complete the design and construction of the Administration Building Electrical Service Upgrade Project	B	3	6/2023
Complete design and construction of the Service Lines and Air Release Valves Replacement Programs	B	3	6/2023
Complete design and construction of the Lime Tower Improvements Project	B	3	6/2023

FINANCE and HUMAN RESOURCES


Task	Strategic Plan Goal	Strategic Plan Objective	Target Date
Complete a Cost Allocation Study	D	1	12/2022
Complete funding agreement for State Revolving Loan Funds for Kokila Reservoir Project	D	3 a.	6/2023
Complete funding agreement for State Revolving Loan Funds for Eureka Road Transmission Pipeline Replacement Project	D	3 a.	12/2022
Complete Wholesale Financial Plan and Rate Study	D	1	12/2022
Update Personnel Manual	E	3	12/2022
Complete improvements to the Administration Building back deck to improve outdoor meeting space	E	3	12/2022
Fill any open positions within six months	E	5	6/2023
Complete annual performance evaluations by the end of February	E	6	2/2023
Complete revisions to Treatment Plant Shift Operators MOU	E	6	6/2023
Review and improve Accounts Receivable billing and collection processes	D	4	6/2023

WATER EFFICIENCY

Task	Strategic Plan Goal	Strategic Plan Objective	Target Date
Provide 6 educational customer workshops (wholesale)	C	2,7	6/2023
Implement rebate incentive programs and provide on-site assistance to 100 customers to support State mandated water use reductions requirements	C	1,2,5	6/2023
Conduct a student art calendar contest to be distributed to all wholesale agencies	C	2,7	5/2023
Test and replace inoperable meter reading equipment upon failure and send failed meter information to Field Services for replacement.	C	3,5	6/2023
Engage retail and wholesale customers to increase participation in the usage reductions needed for the Hinkle replacement project	C	1,5,7	4/2023

WATER TREATMENT

Task	Strategic Plan Goal	Strategic Plan Objective	Target Date
Complete Hinkle Reservoir Liner Replacement	B	2	5/2023
Purchase and Add 34 Tons of Anthracite Filter Media	B	2	6/2023
Complete Chlorine Maintenance Training	B	2	11/2022
Replace 28 Online Water Turbidity Meters	B	2	12/2022



9935 Auburn Folsom Road | Granite Bay, CA 95746

916-791-0115

www.sjwd.org

STAFF REPORT

AGENDA ITEM VII-1.1

To: Board of Directors
From: Paul Helliker, General Manager
Date: August 3, 2022
Subject: General Manager's Monthly Report (June)

RECOMMENDED ACTION

For information only, no action requested.

TREATMENT PLANT OPERATIONS

Water Production

Item	2022	2021	Difference
Monthly Production AF	4,876.87	4,545.40	7.3%
Daily Average MG	52.97	49.37	7.3%
Annual Production AF	18,279.81	17,285.41	5.8%

Water Turbidity

Item	June 2022	May 2022	Difference
Raw Water Turbidity NTU	1.15	1.31	-12%
Treated Water Turbidity NTU	0.023	0.026	-12%
Monthly Turbidity Percentage Reduction	98.01%	98.13%	

*Folsom Lake Reservoir Storage Level AF**

Item	2022	2021	Difference
Lake Volume AF	806,973	285,309	183%

AF – Acre Feet

MG – Million Gallons

NTU – Nephelometric Turbidity Unit

* Total Reservoir Capacity: 977,000 AF

Other Items of Interest:

- Complete annual EQ Basin clean out
- Complete North Filter basin repairs

SYSTEM OPERATIONS

Distribution Operations:

Item	June 2022	May 2022	Difference
Leaks and Repairs	13	11	+2
Mains Flushed	0	0	0
Valves Exercised	987	0	+987
Hydrants Maintenance	328	0	+328
Back Flows Tested	0	71	-71
Customer Service Calls	60	48	+12

Distribution System Water Quality:

Water Quality Samples Taken	# Failed Samples	Supporting Information
40 Lab	0	
18 In-House	0	

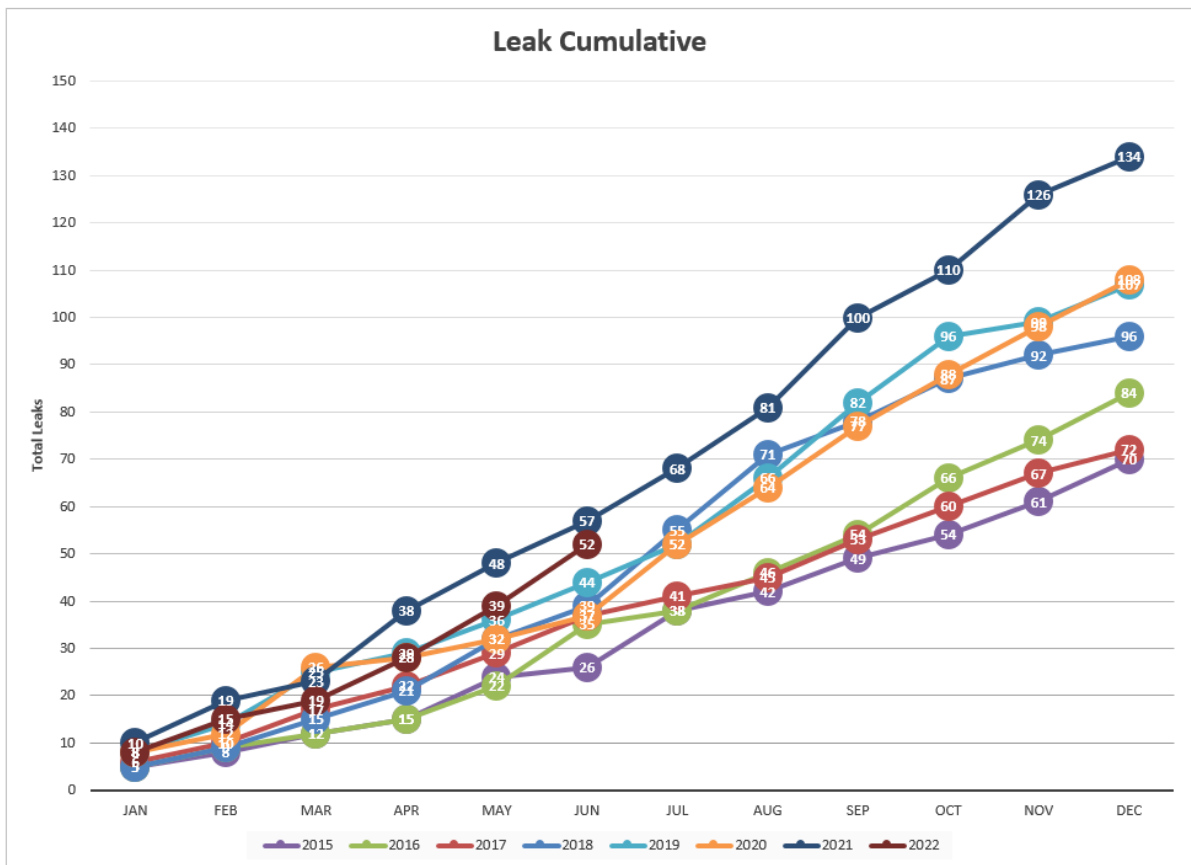


Figure 1: Annual Distribution System Leaks

Other Items of Interest:

- None

CUSTOMER SERVICE ACTIVITIES

Billing Information for Month of June

Total Number of Bills Issued	Total Number of Reminders Mailed	Total Number of Shut-off Notices Delivered	Total Number of Disconnections
5002	605	183	12

Water Efficiency Activities for June

Water Waste Complaints Received	Number of Customers Contacted for High Usage (potential leaks)	Number of Rebates Processed	Number of Meters Tested/Repaired (non-reads)
20	142	5	57

Other Activities

- Water Efficiency held a water efficient gardening workshop hosted by Marlene Simon “The Plant Lady” on June 25th. The response and feedback have been great and those who attended are looking forward to our next workshop in September.

ENGINEERING - NEW URBAN DEVELOPMENTS (SJWD Retail Service Area)

Project Title	Description	Status	Issues / Notes
Chula Acres	4-Lot Minor Subdivision (8149 Excelsior Ave)	In Construction	Water main installed. Construction in process.
GB Memory Care	Commercial Business (6400 Douglas Blvd)	In Design Review	Planning to begin construction in 2022
Premier Soleil (formerly Granite Bay Townhomes)	52-Lot Subdivision (Douglas, east of Auburn Folsom)	Construction complete	In project close-out
Greenside Parcel Split (5640 Macargo)	Minor parcel split of 2.0-Ac parcel into 3 lots	Approved for Construction	Design approved
Placer County Retirement Residence (3905 Old Auburn)	Commercial Business (145-Unit Multi-story Assisted Living Facility; 3865 Old Auburn Rd)	In Construction	Construction started October 2021
Pond View	Commercial Business (5620 5630 5640 Douglas Blvd)	Approved for Construction	Planning to begin construction in 2022
The Park at Granite Bay	56 lot Subdivision (SCB south of Annabelle)	In Construction	Construction started June 2022
The Residences at GB	4-Lot Minor Subdivision (NW Cor. Barton & E Rsvl Pkwy)	In Design Review	Project on hold
Ventura of GB	33-Lot High Density Subdivision (6832 Eureka Rd)	In Construction	Initially will only have one source of supply connection, planning for a future 2 nd connection

Project Title	Description	Status	Issues / Notes
Whitehawk II	56-Lot Subdivision (Douglas, west of Barton)	In Construction	Construction started January 2022
Rancho Del Oro Estates	89-Lot Subdivision (Olive Ranch Rd, east of Cavitt Stallman)	In Construction	Construction started June 2020
Canyon Terrace Apartments	Apartment Complex (7 new buildings; 1600 Canyon Terrace Lane)	Approved for Construction	Planning to begin construction in 2022
Sierra College Self Storage (8455 Sierra College Blvd)	New 4-building self-storage facility	Approved for Construction	Planning to begin construction in 2022

ENGINEERING - CAPITAL PROJECTS

Status Update for Current Retail Projects

Project Title	Description	Status	Issues / Notes
Eureka Rd Transmission Main Replacement	Replace approximately 3,925 LF of aged steel transmission pipeline.	In Construction	Construction to start in July 2022
SCADA Radio Replacements – North Phase	Replace outdated 900 MHz radios with 173 MHz equipment	In Construction	Radio router issues have now been resolved
Spahn Ranch Rd. Main Extension	Install new pipeline; provides looped distribution network	In Design	Construction in FY 24/25
Kokila Reservoir Replacement	Replace existing hypalon lined and covered reservoir with a new concrete tank.	In Design	Applying for SRF funding. Construction in FY 23/24
Canyon Falls Village PRS Replacement	Rehabilitation of an existing Pressure Reducing Station (PRV) located near the intersection of Canyon Falls Drive and Santa Juanita Ave.	East PRS is now completed, doing design for West PRS	Construction in FY 22/23
Upper Granite Bay Pump Station Generator Replacement	Replacing generator at Upper Granite Bay Pump Station	In Construction	Construction in FY 21/22
Bacon Pump Station Generator Replacement	Replacing generators at Bacon Pump Station	In Bid	Construction in FY 22/23
Field Services 3-sided Parts Shelter	Construction of a 3-sided material storage shelter	On hold	Planning to rebid project in FY23/24

Status Update for Current Wholesale Projects

Project Title	Description	Status (% Complete)	Issues/ Notes
WTP Filters Improvements	R&R Filter Materials, nozzles, and resurface spalled filter floor and wall areas	Complete	In project close-out
Hinkle Liner & Cover Repl'mt	Replace both the hypalon cover and liner.	In Construction	Applying for SRF funding. Construction in FY 22/23
Lime System Improvements	Improvements for the WTP's lime system control and feeder system	In Design	
Baldwin Chnl Lining and Solar Field Culvert Replacement Project	Lining the Baldwin Ditch on the main campus to minimize costs for maintenance within the ditch and the replacement of the Solar Field Culvert to provide emergency discharge capacity to Baldwin Reservoir	In Construction	Construction in FY 22/23
Wholesale Master Plan	Update of the 2005/07 Wholesale Master Plan	In Design	Plan scheduled to be completed by June 2022

SAFETY & REGULATORY TRAINING – June 2022

Training Course	Staff
Fall Protection	Field Services/Treatment
Harness Inspections	Field Services/Treatment
Line Locator Training	Field Services/Maintenance/Water Eff.

FINANCE/BUDGET

See attached



San Juan Water District, CA

Wholesale Operating Income Statement

Group Summary

For Fiscal: 2021-2022 Period Ending: 06/30/2022

Account	Original Total Budget	Current Total Budget	MTD Activity	YTD Activity	Budget Remaining
Fund: 010 - WHOLESALE					
Revenue					
41000 - Water Sales	10,043,600.00	9,802,000.00	1,266,219.69	10,750,044.33	-948,044.33
43000 - Rebate	1,500.00	1,500.00	330.28	1,386.28	113.72
45000 - Other Operating Revenue	29,800.00	29,800.00	1.19	35,498.99	-5,698.99
49000 - Other Non-Operating Revenue	109,800.00	109,800.00	9,246.37	58,425.62	51,374.38
Revenue Total:	10,184,700.00	9,943,100.00	1,275,797.53	10,845,355.22	-902,255.22
Expense					
51000 - Salaries and Benefits	4,184,300.00	4,184,300.00	341,943.30	3,512,585.33	671,714.67
52000 - Debt Service Expense	756,800.00	756,800.00	265,774.99	754,069.63	2,730.37
53000 - Source of Supply	912,700.00	912,700.00	57,780.34	503,865.37	408,834.63
54000 - Professional Services	609,400.00	609,400.00	14,846.98	579,643.92	29,756.08
55000 - Maintenance	555,400.00	555,400.00	23,849.49	380,517.80	174,882.20
56000 - Utilities	179,700.00	179,700.00	357.45	165,021.26	14,678.74
57000 - Materials and Supplies	616,600.00	616,600.00	69,329.71	548,270.56	68,329.44
58000 - Public Outreach	52,400.00	52,400.00	250.00	11,755.35	40,644.65
59000 - Other Operating Expenses	478,900.00	478,900.00	11,150.96	386,035.38	92,864.62
69000 - Other Non-Operating Expenses	1,500.00	1,500.00	0.00	80,889.96	-79,389.96
69900 - Transfers Out	968,000.00	726,400.00	0.00	0.00	726,400.00
Expense Total:	9,315,700.00	9,074,100.00	785,283.22	6,922,654.56	2,151,445.44
Fund: 010 - WHOLESALE Surplus (Deficit):	869,000.00	869,000.00	490,514.31	3,922,700.66	-3,053,700.66
Total Surplus (Deficit):	869,000.00	869,000.00	490,514.31	3,922,700.66	

Fund Summary

Fund	Original Total Budget	Current Total Budget	MTD Activity	YTD Activity	Budget Remaining
010 - WHOLESAL	869,000.00	869,000.00	490,514.31	3,922,700.66	-3,053,700.66
Total Surplus (Deficit):	869,000.00	869,000.00	490,514.31	3,922,700.66	



San Juan Water District, CA

Wholesale Capital Income Statement

Group Summary

For Fiscal: 2021-2022 Period Ending: 06/30/2022

Account	Original Total Budget	Current Total Budget	MTD Activity	YTD Activity	Budget Remaining
Fund: 011 - Wholesale Capital Outlay					
Revenue					
42000 - Taxes & Assessments	1,248,000.00	1,248,000.00	733.51	1,226,619.46	21,380.54
44000 - Connection Fees	75,000.00	75,000.00	-123,711.00	189,894.10	-114,894.10
49000 - Other Non-Operating Revenue	150,000.00	150,000.00	6,300.00	-117,578.03	267,578.03
49990 - Transfer In	968,000.00	726,400.00	0.00	0.00	726,400.00
Revenue Total:	2,441,000.00	2,199,400.00	-116,677.49	1,298,935.53	900,464.47
Expense					
55000 - Maintenance	343,200.00	343,200.00	0.00	267,431.98	75,768.02
61000 - Capital Outlay	1,546,800.00	1,683,300.00	5,659.51	1,103,291.49	580,008.51
Expense Total:	1,890,000.00	2,026,500.00	5,659.51	1,370,723.47	655,776.53
Fund: 011 - Wholesale Capital Outlay Surplus (Deficit):	551,000.00	172,900.00	-122,337.00	-71,787.94	244,687.94
Total Surplus (Deficit):	551,000.00	172,900.00	-122,337.00	-71,787.94	

Fund Summary

Fund	Original Total Budget	Current Total Budget	MTD Activity	YTD Activity	Budget Remaining
011 - Wholesale Capital Outlay	551,000.00	172,900.00	-122,337.00	-71,787.94	244,687.94
Total Surplus (Deficit):	551,000.00	172,900.00	-122,337.00	-71,787.94	



San Juan Water District, CA

Retail Operating Income Statement

Group Summary

For Fiscal: 2021-2022 Period Ending: 06/30/2022

Account	Original Total Budget	Current Total Budget	MTD Activity	YTD Activity	Budget Remaining
Fund: 050 - RETAIL					
Revenue					
41000 - Water Sales	13,816,000.00	13,816,000.00	1,068,080.02	11,431,818.24	2,384,181.76
44500 - Capital Contributions - Revenue	0.00	0.00	0.00	-0.14	0.14
45000 - Other Operating Revenue	466,500.00	466,500.00	84,864.88	451,623.96	14,876.04
49000 - Other Non-Operating Revenue	154,200.00	154,200.00	5,020.52	109,444.49	44,755.51
Revenue Total:	14,436,700.00	14,436,700.00	1,157,965.42	11,992,886.55	2,443,813.45
Expense					
41000 - Water Sales	0.00	0.00	321.08	3,955.23	-3,955.23
51000 - Salaries and Benefits	5,406,500.00	5,406,500.00	468,779.39	4,857,847.51	548,652.49
52000 - Debt Service Expense	480,300.00	480,300.00	148,797.78	420,811.80	59,488.20
53000 - Source of Supply	3,314,300.00	3,265,700.00	270,966.22	3,273,284.09	-7,584.09
54000 - Professional Services	1,499,800.00	1,499,800.00	29,014.56	830,929.98	668,870.02
55000 - Maintenance	349,300.00	349,300.00	33,201.46	262,904.43	86,395.57
56000 - Utilities	416,100.00	416,100.00	357.46	310,163.11	105,936.89
57000 - Materials and Supplies	782,900.00	782,900.00	54,508.46	463,239.40	319,660.60
58000 - Public Outreach	113,000.00	113,000.00	0.00	52,991.61	60,008.39
59000 - Other Operating Expenses	669,700.00	669,700.00	27,671.34	550,323.34	119,376.66
69000 - Other Non-Operating Expenses	1,500.00	1,500.00	0.00	44,598.09	-43,098.09
69900 - Transfers Out	757,200.00	803,900.00	0.00	0.00	803,900.00
Expense Total:	13,790,600.00	13,788,700.00	1,033,617.75	11,071,048.59	2,717,651.41
Fund: 050 - RETAIL Surplus (Deficit):	646,100.00	648,000.00	124,347.67	921,837.96	-273,837.96
Total Surplus (Deficit):	646,100.00	648,000.00	124,347.67	921,837.96	

Fund Summary

Fund	Original Total Budget	Current Total Budget	MTD Activity	YTD Activity	Budget Remaining
050 - RETAIL	646,100.00	648,000.00	124,347.67	921,837.96	-273,837.96
Total Surplus (Deficit):	646,100.00	648,000.00	124,347.67	921,837.96	



San Juan Water District, CA

Retail Capital Income Statement

Group Summary

For Fiscal: 2021-2022 Period Ending: 06/30/2022

Account	Original Total Budget	Current Total Budget	MTD Activity	YTD Activity	Budget Remaining
Fund: 055 - Retail Capital Outlay					
Revenue					
42000 - Taxes & Assessments	1,248,000.00	1,248,000.00	733.51	1,226,619.67	21,380.33
44000 - Connection Fees	50,000.00	50,000.00	145,114.00	2,415,360.02	-2,365,360.02
49000 - Other Non-Operating Revenue	83,200.00	83,200.00	291,166.37	202,992.66	-119,792.66
49990 - Transfer In	757,200.00	803,900.00	0.00	0.00	803,900.00
Revenue Total:	2,138,400.00	2,185,100.00	437,013.88	3,844,972.35	-1,659,872.35
Expense					
54000 - Professional Services	210,000.00	210,000.00	0.00	83,933.13	126,066.87
61000 - Capital Outlay	8,374,300.00	8,374,300.00	62,887.10	2,608,864.16	5,765,435.84
Expense Total:	8,584,300.00	8,584,300.00	62,887.10	2,692,797.29	5,891,502.71
Fund: 055 - Retail Capital Outlay Surplus (Deficit):	-6,445,900.00	-6,399,200.00	374,126.78	1,152,175.06	-7,551,375.06
Total Surplus (Deficit):	-6,445,900.00	-6,399,200.00	374,126.78	1,152,175.06	

Fund Summary

Fund	Original Total Budget	Current Total Budget	MTD Activity	YTD Activity	Budget Remaining
055 - Retail Capital Outlay	-6,445,900.00	-6,399,200.00	374,126.78	1,152,175.06	-7,551,375.06
Total Surplus (Deficit):	-6,445,900.00	-6,399,200.00	374,126.78	1,152,175.06	

Summary

Project Summary

Project Number	Project Name	Total Revenue	Total Expense	Revenue Over/ (Under) Expenses
185135	U&L GB Pump Stn Low Flow Pumps wi	-10,273.16	54,676.25	-64,949.41
185180	Cavitt Stallman Main - Mystery Crk & (0.00	362,969.52	-362,969.52
191235	Solar Site Access Culvert Replacement	0.00	1,626.79	-1,626.79
191255	WTP Filter Basins Rehab Project	-153,071.20	679,276.99	-832,348.19
191275	Clarifier Wall Lining & Leakage Repairs	0.00	3,176.75	-3,176.75
191280	Hinkle Reservoir Cover	0.00	79,309.62	-79,309.62
195225	Kokila SJWD/PCWA Intertie	279,800.24	443,055.58	-163,255.34
195240	Woodminister 18 Service Replacemen	0.00	166,406.00	-166,406.00
195255	Bacon Pump Station Security Improve	5,066.13	0.00	5,066.13
195265	Douglas Booster Pump Station Electric	0.00	357.58	-357.58
201111	Hinkle Reservoir Overflow Channel Lin	0.00	2,701.62	-2,701.62
201144	Hinkle Reservoir Temporary Tanks anc	-52,203.95	55,455.55	-107,659.50
201162	SCADA Radio Replacements- South Ph	0.00	23,449.22	-23,449.22
205111	Margo Ln Services Replacements (8 Sh	0.00	165,473.30	-165,473.30
205114	AFR 6 inch Main Extension Replaceme	0.00	178,720.75	-178,720.75
211148	Admin Building Electrical Improvemen	0.00	16,057.82	-16,057.82
215105	Eureka Road 18" T-main Design	0.00	132,414.47	-132,414.47
215114	Bacon Pump Station Generator Repla	0.00	76,203.36	-76,203.36
215117	Upper Granite Bay Pump Station Gene	4,812.23	120,007.89	-115,195.66
215120	Kokila Reservoir (Replace Hypalon wtl	0.00	189,597.33	-189,597.33
221139	Turbidimeters Replacement (28)	0.00	83,102.73	-83,102.73
225123	Hydrant Replacements FY 2021-2022	0.00	124,344.00	-124,344.00
225133	Field Services 3-Sided Parts Shelter	0.00	26,228.86	-26,228.86
225162	Sierra #1 and #4 VFD Replacement	0.00	47,121.52	-47,121.52
225166	Meter Replacement Program Route 6	0.00	1,811.02	-1,811.02
225174	Meter Replacement Program Route 8	0.00	17,512.98	-17,512.98
225178	Meter Replacement Program Route 9	0.00	9,757.10	-9,757.10
Project Totals:		74,130.29	3,060,814.60	-2,986,684.31

Group Summary

Group	Total Revenue	Total Expense	Revenue Over/ (Under) Expenses
CIP - Asset	74,130.29	3,041,580.03	-2,967,449.74
CIP - Asset Unplanned	0.00	16,057.82	-16,057.82
CIP - Expense	0.00	3,176.75	-3,176.75
Group Totals:	74,130.29	3,060,814.60	-2,986,684.31

Type Summary

Type	Total Revenue	Total Expense	Revenue Over/ (Under) Expenses
Administration	0.00	16,057.82	-16,057.82
Engineering	227,201.49	1,971,488.42	-1,744,286.93
Field Services	0.00	226,775.48	-226,775.48
Water Treatment Plant	-153,071.20	846,492.88	-999,564.08
Type Totals:	74,130.29	3,060,814.60	-2,986,684.31

GL Account Summary

GL Account Number	GL Account Name	Total Revenue	Total Expense	Revenue Over/ (Under) Expenses
		0.00	51,160.69	51,160.69
010-220-52000	Materials and Supplies	0.00	122.80	122.80
011-20030	Retentions Payable	205,275.15	0.00	205,275.15
011-700-57120	Maintenance - Facility	0.00	3,176.75	3,176.75
011-700-61110	Capital Outlay - Land Non Dep...	0.00	22,896.12	22,896.12
011-700-61120	Capital Outlay - Improvements...	0.00	1,626.79	1,626.79
011-700-61140	Capital Outlay - Buildings & Im...	0.00	7,967.51	7,967.51

GL Account Summary

GL Account Number	GL Account Name	Total Revenue	Total Expense	Revenue Over/ (Under) Expenses
011-700-61145	Capital Outlay - WTP & Improv...	0.00	762,379.72	762,379.72
011-700-61155	Capital Outlay - Reservoirs & I...	0.00	137,466.79	137,466.79
011-700-61160	Capital Outlay - Equipment and..	0.00	553.10	553.10
050-20030	Retentions Payable	0.00	0.00	0.00
050-300-50010	Salaries and Wages	0.00	2,154.74	2,154.74
055-20030	Retentions Payable	5,460.93	0.00	5,460.93
055-700-45000	Capital Grant Revenue	-284,866.37	0.00	-284,866.37
055-700-61135	Capital Outlay - Pump Stations...	0.00	297,993.13	297,993.13
055-700-61140	Capital Outlay - Buildings & Im...	0.00	34,196.37	34,196.37
055-700-61150	Capital Outlay - Mains/Pipeline...	0.00	1,520,441.66	1,520,441.66
055-700-61153	Capital Outlay - Meters and En...	0.00	29,081.10	29,081.10
055-700-61155	Capital Outlay - Reservoirs & I...	0.00	189,597.33	189,597.33
	GL Account Totals:	-74,130.29	3,060,814.60	2,986,684.31



San Juan Water District, CA

Balance Sheet

Account Summary

As Of 06/30/2022

Account	010 - WHOLESALE	011 - Wholesale Capital Outlay	050 - RETAIL	055 - Retail Capital Outlay	Total
Asset					
Type: 1000 - Assets					
10010 - Cash and Investments	4,977,191.95	16,291,171.28	4,100,543.50	13,121,442.20	38,490,348.93
10510 - Accounts Receivable	1,041,127.08	0.01	401,008.09	-0.01	1,442,135.17
11000 - Inventory	4,720.31	0.00	217,845.03	4,490.92	227,056.26
12000 - Prepaid Expense	47,319.01	0.00	7,546.75	0.00	54,865.76
14010 - Deferred Outflows	2,247,142.90	0.00	2,326,259.70	0.00	4,573,402.60
17010 - Capital Assets - Work in Progress	8,687,115.48	0.00	871,592.42	0.00	9,558,707.90
17150 - Capital Assets - Land Non-depreciable	98,212.00	0.00	166,272.00	0.00	264,484.00
17160 - Capital Assets - Improvements Other Than Buildings	824,743.09	0.00	94,608.30	0.00	919,351.39
17200 - Capital Assets - Pump Stations & Improvements	7,047,178.00	0.00	6,345,246.76	0.00	13,392,424.76
17300 - Capital Assets - Buildings & Improvements	1,279,892.05	0.00	275,982.16	0.00	1,555,874.21
17350 - Capital Assets - Water Treatment Plant & Imp	35,721,515.04	0.00	16,000.00	0.00	35,737,515.04
17400 - Capital Assets - Mains/Pipelines & Improvements	28,195,288.95	0.00	46,485,787.92	0.00	74,681,076.87
17500 - Capital Assets - Reservoirs & Improvements	2,923,447.50	0.00	2,492,421.90	0.00	5,415,869.40
17700 - Capital Assets - Equipment & Furniture	13,701,788.65	0.00	1,120,712.36	0.00	14,822,501.01
17750 - Capital Assets - Vehicles	312,488.26	0.00	680,799.24	0.00	993,287.50
17800 - Capital Assets - Software	252,082.02	0.00	588,798.30	0.00	840,880.32
17850 - Capital Assets - Intangible	666,196.00	0.00	0.00	0.00	666,196.00
17900 - Less Accumulated Depreciation	-41,462,480.52	0.00	-30,651,966.16	0.00	-72,114,446.68
Total Type 1000 - Assets:	66,564,967.77	16,291,171.29	35,539,458.27	13,125,933.11	131,521,530.44
Total Asset:	66,564,967.77	16,291,171.29	35,539,458.27	13,125,933.11	131,521,530.44
Liability					
Type: 1000 - Assets					
10510 - Accounts Receivable	0.00	0.00	122,914.10	0.00	122,914.10
Total Type 1000 - Assets:	0.00	0.00	122,914.10	0.00	122,914.10
Type: 2000 - Liabilities					
20010 - Accounts Payable	135,511.37	44,224.52	157,361.01	183,834.45	520,931.35
20100 - Retentions Payable	0.00	28,605.19	0.00	4,812.24	33,417.43
20150 - Customer Deposits	2,152.54	0.00	0.00	0.00	2,152.54
21200 - Salaries & Benefits Payable	32,897.59	0.00	65,016.73	0.00	97,914.32
21250 - Payroll Taxes Payable	0.01	0.00	-0.01	0.00	0.00
21300 - Compensated Absences	431,555.36	0.00	550,922.63	0.00	982,477.99
21500 - Premium on Issuance of Bonds Series 2017	1,114,154.56	0.00	626,711.94	0.00	1,740,866.50
21600 - OPEB Liability	1,304,245.49	0.00	1,681,681.61	0.00	2,985,927.10

Balance Sheet

As Of 06/30/2022

Account	010 - WHOLESALE	011 - Wholesale Capital Outlay	050 - RETAIL	055 - Retail Capital Outlay	Total
21700 - Pension Liability	1,428,545.00	0.00	1,893,652.00	0.00	3,322,197.00
22010 - Deferred Income	0.00	0.00	229,487.13	0.00	229,487.13
22050 - Deferred Inflows	1,096,033.35	0.00	1,268,234.49	0.00	2,364,267.84
23000 - Loans Payable	739,300.20	0.00	406,204.93	0.00	1,145,505.13
24000 - Current Bonds Payables	393,000.00	0.00	262,000.00	0.00	655,000.00
24250 - Bonds Payable 2017 Refunding	14,195,800.00	0.00	7,944,200.00	0.00	22,140,000.00
24300 - Loan - Refunding	4,825,313.63	0.00	2,620,009.05	0.00	7,445,322.68
Total Type 2000 - Liabilities:	25,698,509.10	72,829.71	17,705,481.51	188,646.69	43,665,467.01
Total Liability:	25,698,509.10	72,829.71	17,828,395.61	188,646.69	43,788,381.11
Equity					
Type: 3000 - Equity					
30100 - Investment in Capital Assets	37,134,927.67	0.00	16,724,765.17	0.00	53,859,692.84
30500 - Designated Reserves	-192,576.82	16,281,429.94	62,597.45	11,778,995.49	27,930,446.06
Total Type 3000 - Equity:	36,942,350.85	16,281,429.94	16,787,362.62	11,778,995.49	81,790,138.90
Total Total Beginning Equity:	36,942,350.85	16,281,429.94	16,787,362.62	11,778,995.49	81,790,138.90
Total Revenue	10,846,762.38	1,307,635.11	11,994,748.63	3,851,088.22	28,000,234.34
Total Expense	6,922,654.56	1,370,723.47	11,071,048.59	2,692,797.29	22,057,223.91
Revenues Over/Under Expenses	3,924,107.82	-63,088.36	923,700.04	1,158,290.93	5,943,010.43
Total Equity and Current Surplus (Deficit):	40,866,458.67	16,218,341.58	17,711,062.66	12,937,286.42	87,733,149.33
Total Liabilities, Equity and Current Surplus (Deficit):	66,564,967.77	16,291,171.29	35,539,458.27	13,125,933.11	131,521,530.44



San Juan Water District, CA

Check Report

By Vendor Name

Date Range: 06/01/2022 - 06/30/2022

Vendor Number	Vendor Name	Payment Date	Payment Type	Discount Amount	Payment Amount	Number
Bank Code: APBNK-APBNK						
	Void	06/06/2022	Regular	0.00	0.00	58002
	Void	06/21/2022	Regular	0.00	0.00	58040
	Void	06/01/2022	EFT	0.00	0.00	407976
	Void	06/28/2022	EFT	0.00	0.00	408034
03832	A.E. Media Group, LLC	06/14/2022	EFT	0.00	3,930.00	408007
03681	Allied Electronics Inc.	06/14/2022	EFT	0.00	1,147.24	408008
03406	Alpha Analytical Laboratories Inc.	06/01/2022	Regular	0.00	1,247.00	57963
03406	Alpha Analytical Laboratories Inc.	06/06/2022	Regular	0.00	423.00	57987
03406	Alpha Analytical Laboratories Inc.	06/21/2022	Regular	0.00	846.00	58026
03406	Alpha Analytical Laboratories Inc.	06/28/2022	Regular	0.00	725.00	58054
01073	Amarjeet Singh Garcha	06/14/2022	Regular	0.00	1,500.00	58010
01073	Amarjeet Singh Garcha	06/28/2022	Regular	0.00	1,500.00	58055
01026	American River Ace Hardware, Inc.	06/06/2022	Regular	0.00	152.20	57988
03838	Aria Service Group	06/28/2022	EFT	0.00	1,382.00	408032
01328	Association of California Water Agencies / Joint Pr	06/01/2022	EFT	0.00	7,438.70	407975
01027	Association of California Water Agencies	06/14/2022	Regular	0.00	2,492.42	58011
01138	AT&T Mobility II LLC	06/06/2022	Regular	0.00	63.24	57989
01138	AT&T Mobility II LLC	06/28/2022	Regular	0.00	48.00	58056
01167	Badger Meter, Inc.	06/01/2022	EFT	0.00	7,252.25	407977
03853	Brower Mechanical CA LLC	06/01/2022	EFT	0.00	2,059.00	407978
01234	Bryce HR Consulting, Inc.	06/01/2022	EFT	0.00	5,079.25	407979
01240	Bureau of Reclamation - DOI - BOR - Region: CA G	06/01/2022	Regular	0.00	15,000.00	57964
01240	Bureau of Reclamation - DOI - BOR - Region: CA G	06/21/2022	Regular	0.00	25,000.00	58027
01242	Bureau of Reclamation-MPR	06/28/2022	EFT	0.00	29,429.83	408033
03649	Caggiano General Engineering, Inc.	06/21/2022	Regular	0.00	39,368.42	58028
03080	California State Disbursement Unit	06/10/2022	Bank Draft	0.00	1,358.76	0000000004006
03080	California State Disbursement Unit	06/27/2022	Bank Draft	0.00	1,358.76	PAY00000000004
01437	California Utilities Emergency Association	06/06/2022	Regular	0.00	500.00	57990
03078	CalPERS Health	06/06/2022	Bank Draft	0.00	43,635.73	1002123522
03078	CalPERS Health	06/06/2022	Bank Draft	0.00	45,382.99	1002123522
03078	CalPERS Health	06/06/2022	Bank Draft	0.00	44,641.73	1002123522
03078	CalPERS Health	06/06/2022	Bank Draft	0.00	2,232.02	1002123522
01267	CalPERS OPEB	06/28/2022	Bank Draft	0.00	209,520.00	1002138042
03130	CalPERS Retirement	06/03/2022	Bank Draft	0.00	347.13	1002121823
03130	CalPERS Retirement	06/13/2022	Bank Draft	0.00	33,910.05	1002127858
03130	CalPERS Retirement	06/27/2022	Bank Draft	0.00	34,026.51	1002138094
01310	Capital Rubber Co., Ltd	06/28/2022	Regular	0.00	1,542.68	58057
03226	Capitol Sand and Gravel Co.	06/21/2022	Regular	0.00	740.11	58029
03873	Carbon Health Medical Group of California, P.C.	06/06/2022	Regular	0.00	278.00	57991
03530	Certex USA, Inc.	06/06/2022	EFT	0.00	3,034.05	407992
03345	Cessna, Chris	06/21/2022	Regular	0.00	405.00	58030
03221	Chemtrade Chemicals Corporation	06/01/2022	EFT	0.00	5,700.34	407980
03221	Chemtrade Chemicals Corporation	06/14/2022	EFT	0.00	11,566.67	408009
03221	Chemtrade Chemicals Corporation	06/28/2022	EFT	0.00	22,621.15	408035
01366	Citistreet/CalPERS 457	06/13/2022	Bank Draft	0.00	5,399.73	1002127860
01366	Citistreet/CalPERS 457	06/27/2022	Bank Draft	0.00	5,457.83	1002138097
01378	Clark Pest Control of Stockton	06/14/2022	Regular	0.00	340.00	58012
03645	Contra Costa County	06/06/2022	Regular	0.00	50.00	57992
02556	Costa, Ted	06/21/2022	EFT	0.00	160.92	408025
02214	County of Placer Engineering & Surveying	06/01/2022	Regular	0.00	74.93	57965
03878	County of Solano	06/06/2022	Regular	0.00	50.00	57993
01521	DataProse, LLC	06/14/2022	EFT	0.00	7,781.45	408010
01509	Domenichelli & Associates, Inc.	06/21/2022	EFT	0.00	4,950.00	408026
03848	E Source Companies LLC	06/14/2022	EFT	0.00	1,840.00	408011

Check Report

Date Range: 06/01/2022 - 06/30/2022

Vendor Number	Vendor Name	Payment Date	Payment Type	Discount Amount	Payment Amount	Number
03163	Economic Development Department	06/06/2022	Bank Draft	0.00	147.58	0-432-396-640
03163	Economic Development Department	06/10/2022	Bank Draft	0.00	8,823.36	0-461-191-520
03163	Economic Development Department	06/27/2022	Bank Draft	0.00	8,245.32	1-797-346-656
03776	EETS Inc.	06/06/2022	EFT	0.00	1,050.00	407993
03749	Eide Bailly LLP	06/06/2022	EFT	0.00	625.00	407994
01554	Electrical Equipment Co	06/14/2022	Regular	0.00	1,537.16	58013
01569	Employee Relations, Inc.	06/14/2022	EFT	0.00	856.36	408012
01574	Endress + Hauser, Inc.	06/14/2022	EFT	0.00	2,261.92	408013
01584	ERS Industrial Services, Inc.	06/01/2022	EFT	0.00	360,336.20	407981
01584	ERS Industrial Services, Inc.	06/28/2022	EFT	0.00	183,162.37	408036
01604	Fastenal Company	06/21/2022	EFT	0.00	43.11	408027
01604	Fastenal Company	06/28/2022	EFT	0.00	118.24	408037
01609	Federal Express Corporation	06/14/2022	Regular	0.00	79.55	58014
01611	Ferguson Enterprises, Inc	06/06/2022	EFT	0.00	1,545.74	407995
01611	Ferguson Enterprises, Inc	06/21/2022	EFT	0.00	359.64	408028
03350	Firecode Safety Equipment, Inc.	06/01/2022	Regular	0.00	2,146.40	57966
03350	Firecode Safety Equipment, Inc.	06/06/2022	Regular	0.00	162.27	57994
03702	Flowline Contractors, Inc.	06/06/2022	EFT	0.00	16,214.00	407996
01630	FM Graphics, Inc.	06/28/2022	Regular	0.00	774.35	58058
01631	Folsom Chevrolet, Inc.	06/01/2022	EFT	0.00	689.16	407982
03870	Genuine Parts Company	06/01/2022	Regular	0.00	103.41	57967
03870	Genuine Parts Company	06/06/2022	Regular	0.00	30.14	57995
03870	Genuine Parts Company	06/14/2022	Regular	0.00	44.88	58015
03870	Genuine Parts Company	06/21/2022	Regular	0.00	178.36	58031
03389	Georgia Western, Inc.	06/28/2022	Regular	0.00	1,213.17	58059
03091	Granite Bay Ace Hardware	06/01/2022	Regular	0.00	237.95	57968
03091	Granite Bay Ace Hardware	06/06/2022	Regular	0.00	36.77	57996
03091	Granite Bay Ace Hardware	06/14/2022	Regular	0.00	7.02	58016
02567	Grant, Teri	06/01/2022	Regular	0.00	64.94	57969
02567	Grant, Teri	06/21/2022	Regular	0.00	11.70	58032
01706	Graymont Western US Inc.	06/01/2022	EFT	0.00	6,239.18	407983
01721	Hach Company	06/01/2022	EFT	0.00	94.52	407984
01721	Hach Company	06/28/2022	EFT	0.00	1,560.66	408038
03881	Hardcore Construction Inc	06/21/2022	Regular	0.00	1,624.00	58033
03235	HD Supply Construction Supply LTD	06/21/2022	Regular	0.00	171.74	58034
03687	HD Supply Facilities Maintenance Ltd.	06/28/2022	EFT	0.00	412.01	408039
01741	HDR Engineering, Inc.	06/01/2022	EFT	0.00	5,780.04	407985
01748	Herc Rentals Inc.	06/01/2022	EFT	0.00	4,895.85	407986
01763	Holt of California	06/28/2022	Regular	0.00	3,733.27	58060
01778	IDEXX Distribution, Inc.	06/06/2022	EFT	0.00	680.55	407997
03164	Internal Revenue Service	06/03/2022	Bank Draft	0.00	585.72	2702554839704
03164	Internal Revenue Service	06/10/2022	Bank Draft	0.00	50,197.77	2702561305161
03164	Internal Revenue Service	06/10/2022	Bank Draft	0.00	107.10	2702561305161
03164	Internal Revenue Service	06/24/2022	Bank Draft	0.00	214.20	2702575227778
03164	Internal Revenue Service	06/24/2022	Bank Draft	0.00	47,653.83	2702575227778
01857	Jifco, Inc.	06/21/2022	Regular	0.00	337.84	58035
03874	Jones Hall, APLC	06/06/2022	EFT	0.00	20,000.00	407998
03679	L and D Landfill Limited Partnership	06/06/2022	Regular	0.00	36,337.25	57997
03628	Lees Automotive Repair Inc.	06/06/2022	EFT	0.00	806.67	407999
01959	Les Schwab Tire Centers of California Inc	06/06/2022	Regular	0.00	23.92	57998
02027	Mcmaster-Carr Supply Company	06/14/2022	EFT	0.00	2,777.82	408014
03767	Meurer Research Inc	06/14/2022	Regular	0.00	1,656.71	58017
01916	Miller, Ken	06/14/2022	EFT	0.00	142.49	408015
02093	NDS Solutions, Inc	06/21/2022	Regular	0.00	4,287.57	58036
02131	ODP Business Solutions, LLC	06/01/2022	Regular	0.00	1,664.96	57970
02131	ODP Business Solutions, LLC	06/06/2022	Regular	0.00	286.36	57999
02131	ODP Business Solutions, LLC	06/14/2022	Regular	0.00	201.03	58018
02131	ODP Business Solutions, LLC	06/21/2022	Regular	0.00	93.74	58037
02131	ODP Business Solutions, LLC	06/28/2022	Regular	0.00	100.07	58061
02148	Pac Machine Company, Inc.	06/28/2022	Regular	0.00	1,137.76	58062
02150	Pace Supply Corp	06/06/2022	Regular	0.00	3,253.06	58000

Check Report

Date Range: 06/01/2022 - 06/30/2022

Vendor Number	Vendor Name	Payment Date	Payment Type	Discount Amount	Payment Amount	Number
02150	Pace Supply Corp	06/14/2022	Regular	0.00	256.77	58019
02150	Pace Supply Corp	06/21/2022	Regular	0.00	10,339.43	58038
02158	Pacific Storage Company	06/06/2022	EFT	0.00	119.55	408000
02146	PG&E	06/06/2022	Regular	0.00	3,985.81	58001
02208	Placer County Environmental Health	06/01/2022	Regular	0.00	14,550.00	57971
03150	Professional Id Cards Inc	06/14/2022	Regular	0.00	171.00	58020
01736	Quadient Leasing USA, Inc. - Lease	06/06/2022	EFT	0.00	462.81	408001
02283	Recology Auburn Placer	06/21/2022	Regular	0.00	-2,913.58	57938
02283	Recology Auburn Placer	06/21/2022	Regular	0.00	3,672.19	58039
02223	Rexel Inc (Platt - Rancho Cordova)	06/14/2022	Regular	0.00	299.45	58021
02293	RFI Enterprises, Inc	06/06/2022	Regular	0.00	1,152.57	58003
03782	RGM Kramer Inc	06/21/2022	Regular	0.00	735.00	58041
03092	Rich, Dan	06/28/2022	EFT	0.00	139.71	408040
03828	Richard D. Jones, A Professional Law Corporation	06/21/2022	Regular	0.00	5,042.50	58042
03670	River City Painting, Inc.	06/28/2022	Regular	0.00	9,840.00	58063
03183	River City Printers LLC	06/14/2022	EFT	0.00	11,194.00	408016
01988	RJMS Corporation	06/06/2022	EFT	0.00	170.00	408002
03879	Robert Gallegos Inc.	06/21/2022	Regular	0.00	6,722.44	58043
02328	Rocklin Windustrial Co	06/01/2022	Regular	0.00	255.36	57972
02328	Rocklin Windustrial Co	06/21/2022	Regular	0.00	116.42	58044
03385	S J Electro Systems Inc	06/06/2022	EFT	0.00	30,595.49	408003
03385	S J Electro Systems Inc	06/28/2022	EFT	0.00	721.00	408041
02372	Sacramento County Clerk/Recorder	06/06/2022	Regular	0.00	50.00	58004
02357	Sacramento Municipal Utility District (SMUD)	06/21/2022	Regular	0.00	18,331.96	58045
02395	SAFETY KLEEN SYSTEMS INC.	06/01/2022	Regular	0.00	1,254.82	57973
03875	Shelley, David W	06/06/2022	EFT	0.00	2,582.00	408004
02452	Sierra National Construction, Inc.	06/06/2022	Regular	0.00	19,686.43	58005
03822	SIJ Holdings LLC	06/01/2022	EFT	0.00	3,514.36	407987
03822	SIJ Holdings LLC	06/14/2022	EFT	0.00	770.98	408017
02466	Silvers HR, LLC	06/21/2022	EFT	0.00	1,885.00	408029
03337	Simon, Marlene	06/21/2022	Regular	0.00	250.00	58046
03375	Sorensen, Elishia	06/06/2022	Regular	0.00	434.32	58006
02514	State Water Resources Control Board - SWRCB	06/06/2022	Regular	0.00	105.00	58007
02514	State Water Resources Control Board - SWRCB	06/28/2022	Regular	0.00	1,640.00	58064
03830	Stoel Rives LLP	06/14/2022	EFT	0.00	34,655.50	408018
03830	Stoel Rives LLP	06/21/2022	EFT	0.00	5,507.00	408030
02334	Strohmaier, Rose	06/01/2022	Regular	0.00	222.46	57974
01641	Sun Life Assurance Company of Canada	06/07/2022	Bank Draft	0.00	9,366.44	776399
01411	SureWest Telephone	06/21/2022	Regular	0.00	3,532.79	58047
02572	Thatcher Company of California, Inc.	06/14/2022	EFT	0.00	10,200.00	408019
02580	The Eidam Corporation	06/06/2022	EFT	0.00	9,513.75	408005
02581	The Ferguson Group, LLC	06/01/2022	EFT	0.00	6,000.00	407988
02581	The Ferguson Group, LLC	06/14/2022	EFT	0.00	6,000.00	408020
03840	The Permanente Medical Group, Inc.	06/21/2022	Regular	0.00	65.00	58048
03799	Thrikettle Corporation	06/21/2022	Regular	0.00	12,187.89	58049
03763	Trucksmart	06/01/2022	Regular	0.00	553.09	57975
03644	Tully & Young, Inc.	06/28/2022	Regular	0.00	2,257.50	58065
02638	Tyler Technologies, Inc.	06/21/2022	Regular	0.00	13,173.01	58050
03846	U.S. Bancorp Asset Management, Inc.	06/14/2022	EFT	0.00	959.12	408021
03876	Uline Inc	06/06/2022	EFT	0.00	449.32	408006
02651	United Parcel Service Inc	06/01/2022	Regular	0.00	150.89	57976
02651	United Parcel Service Inc	06/21/2022	Regular	0.00	143.21	58051
02667	US Bank Corporate Payments Sys (CalCard)	06/21/2022	Bank Draft	0.00	22,760.51	474-89182-22
02674	Utility Services Associates, LLC	06/01/2022	EFT	0.00	21,836.84	407989
03077	VALIC	06/09/2022	Bank Draft	0.00	2,954.93	227870
03077	VALIC	06/24/2022	Bank Draft	0.00	2,930.74	229759
02690	Verizon Wireless	06/01/2022	Regular	0.00	3,056.21	57977
02700	Viking Shred LLC	06/06/2022	Regular	0.00	65.89	58008
02700	Viking Shred LLC	06/21/2022	Regular	0.00	65.89	58052
03871	Vortex Marine Construction, Inc.	06/06/2022	Regular	0.00	1,862.52	58009
01687	W. W. Grainger, Inc.	06/01/2022	Regular	0.00	2,508.31	57978

Check Report

Date Range: 06/01/2022 - 06/30/2022

Vendor Number	Vendor Name	Payment Date	Payment Type	Discount Amount	Payment Amount	Number
01687	W. W. Grainger, Inc.	06/14/2022	Regular	0.00	239.23	58022
01687	W. W. Grainger, Inc.	06/28/2022	Regular	0.00	36.64	58066
03387	WageWorks, Inc	06/01/2022	EFT	0.00	192.88	407990
03387	WageWorks, Inc	06/14/2022	EFT	0.00	192.88	408022
01068	Walker, Glenn C.	06/01/2022	Regular	0.00	1,354.51	57979
01486	WAPA - Department of Energy	06/14/2022	EFT	0.00	1,520.69	408023
03791	Water Systems Consulting, Inc.	06/21/2022	EFT	0.00	42,246.98	408031
02730	Western Area Power Administration	06/01/2022	EFT	0.00	8,137.00	407991
03849	Zamorano, Manuel	06/14/2022	EFT	0.00	205.97	408024

Bank Code APBNK Summary

Payment Type	Payable Count	Payment Count	Discount	Payment
Regular Checks	159	91	0.00	294,249.86
Manual Checks	0	0	0.00	0.00
Voided Checks	0	3	0.00	-2,913.58
Bank Drafts	24	24	0.00	581,258.74
EFT's	115	67	0.00	925,797.21
	298	185	0.00	1,798,392.23

All Bank Codes Check Summary

Payment Type	Payable Count	Payment Count	Discount	Payment
Regular Checks	159	91	0.00	294,249.86
Manual Checks	0	0	0.00	0.00
Voided Checks	0	3	0.00	-2,913.58
Bank Drafts	24	24	0.00	581,258.74
EFT's	115	67	0.00	925,797.21
	298	185	0.00	1,798,392.23

Fund Summary

Fund	Name	Period	Amount
999	INTERCOMPANY	6/2022	1,798,392.23
			1,798,392.23



San Juan Water District, CA

Vendor History Report

By Vendor Name

Posting Date Range 07/01/2021 - 06/30/2022

Payment Date Range -

Payable Number	Description	Post Date	1099	Payment Number	Payment Date	Amount	Shipping	Tax	Discount	Net	Payment
Item Description	Units	Price	Amount	Account Number	Account Name	Dist Amount					
Vendor Set: 01 - Vendor Set 01											
02556 - Costa, Ted											
Exp Reimb 05-2022	ACWA Conf Mileage, Meals & Parking	5/5/2022		408025	6/21/2022	620.12	0.00	0.00	0.00	620.12	620.12
	ACWA Conf Mileage, Mea	0.00	0.00	160.92	010-010-52110	160.92	0.00	0.00	0.00	160.92	160.92
				050-010-52110	Training - Meetings, Education & Trai	80.46					
				050-010-52110	Training - Meetings, Education & Trai	80.46					
Exp Reimb 12-2021	Mileage Reimbursement 12-2021	12/31/2021		407782	1/21/2022	459.20	0.00	0.00	0.00	459.20	459.20
	Mileage Reimbursement	0.00	0.00	459.20	010-010-52110	459.20	0.00	0.00	0.00	459.20	459.20
				050-010-52110	Training - Meetings, Education & Trai	229.60					
				050-010-52110	Training - Meetings, Education & Trai	229.60					
01916 - Miller, Ken											
Exp Reimb 05-2022	ACWA Confr Mileage and Parking	5/5/2022		408015	6/14/2022	142.49	0.00	0.00	0.00	142.49	142.49
	ACWA Confr Mileage anc	0.00	0.00	142.49	010-010-52110	142.49	0.00	0.00	0.00	142.49	142.49
				050-010-52110	Training - Meetings, Education & Trai	71.24					
				050-010-52110	Training - Meetings, Education & Trai	71.25					
03092 - Rich, Dan											
Exp Reimb 05-2022	ACWA Conf Mileage & Parking	5/5/2022		408040	6/28/2022	1,352.96	0.00	0.00	0.00	1,352.96	1,352.96
	ACWA Conf Mileage & Pa	0.00	0.00	139.71	010-010-52110	139.71	0.00	0.00	0.00	139.71	139.71
				050-010-52110	Training - Meetings, Education & Trai	69.86					
				050-010-52110	Training - Meetings, Education & Trai	69.85					
Exp Reimb 12-2021	Mileage Dec & Expense Reimb 12-2021-ACW.12/31/2021	12/31/2021		407787	1/21/2022	1,213.25	0.00	0.00	0.00	1,213.25	1,213.25
	Mileage Dec & Expense R	0.00	0.00	1,213.25	010-010-52110	1,213.25	0.00	0.00	0.00	1,213.25	1,213.25
				050-010-52110	Training - Meetings, Education & Trai	606.62					
				050-010-52110	Training - Meetings, Education & Trai	606.63					
02162 - Tobin, Pamela											
Exp Reimb 08-2021	Mileage Reimbursement-Lunch Mtng Ryan Jc7/31/2021	7/31/2021		407538	8/24/2021	156.14	0.00	0.00	0.00	156.14	156.14
	Mileage Reimbursement-	0.00	0.00	41.18	010-010-52110	41.18	0.00	0.00	0.00	41.18	41.18
				050-010-52110	Training - Meetings, Education & Trai	20.59					
				050-010-52110	Training - Meetings, Education & Trai	20.59					
Exp Reimb 10-2021	Mileage & Exp Reimb-Various Mtngs & Wate10/31/2021	10/31/2021		407688	11/15/2021	108.24	0.00	0.00	0.00	108.24	108.24
	Mileage & Exp Reimb-Var	0.00	0.00	108.24	010-010-52110	108.24	0.00	0.00	0.00	108.24	108.24
				050-010-52110	Training - Meetings, Education & Trai	54.12					
				050-010-52110	Training - Meetings, Education & Trai	54.12					
Exp Reimb 12-2021	Mileage Reimbursement 12-2021	12/9/2021		407788	1/21/2022	6.72	0.00	0.00	0.00	6.72	6.72
	Mileage Reimbursement	0.00	0.00	6.72	010-010-52110	6.72	0.00	0.00	0.00	6.72	6.72
				050-010-52110	Training - Meetings, Education & Trai	3.36					
				050-010-52110	Training - Meetings, Education & Trai	3.36					

Vendor History Report

Posting Date Range 07/01/2021 - 06/30/2022

Payable Number	Description	Post Date	1099	Payment Number	Payment Date	Amount	Shipping	Tax	Discount	Net	Payment
Item Description	Units	Price	Amount	Account Number	Account Name	Dist Amount					
03849 - Zamorano, Manuel						205.97	0.00	0.00	0.00	205.97	205.97
Exp Reimb 05-2022	ACWA Conf Mileage, Meal Expenses & Parkir	5/5/2022		408024	6/14/2022	205.97	0.00	0.00	0.00	205.97	205.97
ACWA Conf Mileage, Me	0.00	0.00	205.97	010-010-52110	Training - Meetings, Education & Trai	102.98					
				050-010-52110	Training - Meetings, Education & Trai	102.99					
Vendors: (5) Total 01 - Vendor Set 01:						2,477.68	0.00	0.00	0.00	2,477.68	2,477.68
Vendors: (5) Report Total:						2,477.68	0.00	0.00	0.00	2,477.68	2,477.68



Payroll Set: 01-San Juan Water District

<u>Employee Number</u>	<u>Employee Name</u>	<u>Pay Code</u>	<u># of Payments</u>	<u>Units</u>	<u>Pay Amount</u>
0690	Costa, Ted	Reg - Regular Hours	12	76.00	9,500.00
			0690 - Costa Total:	76.00	9,500.00
1028	Hanneman, Martin	Reg - Regular Hours	7	30.00	3,750.00
			1028 - Hanneman Total:	30.00	3,750.00
0670	Miller, Ken	Reg - Regular Hours	11	41.00	5,125.00
			0670 - Miller Total:	41.00	5,125.00
1003	Rich, Daniel	Reg - Regular Hours	11	48.00	6,000.00
			1003 - Rich Total:	48.00	6,000.00
0650	Tobin, Pamela	Reg - Regular Hours	12	120.00	15,000.00
			0650 - Tobin Total:	120.00	15,000.00
1039	Zamorano, Manuel	Reg - Regular Hours	4	13.00	1,625.00
			1039 - Zamorano Total:	13.00	1,625.00
			Report Total:	328.00	41,000.00



Payroll Set: 01-San Juan Water District

<u>Account</u>	<u>Account Description</u>	<u>Units</u>	<u>Pay Amount</u>
010-010-58110	Director - Stipend	164.00	20,500.00
	010 - WHOLESALE Total:	164.00	20,500.00
050-010-58110	Director - Stipend	164.00	20,500.00
	050 - RETAIL Total:	164.00	20,500.00
	Report Total:	328.00	41,000.00



Payroll Set: 01-San Juan Water District

<u>Pay Code</u>	<u>Description</u>	<u># of Payments</u>	<u>Units</u>	<u>Pay Amount</u>
Reg - Regular Hours	Regular Hours	57	328.00	41,000.00
		Report Total:	328.00	41,000.00

2021/22 Actual Deliveries and Revenue - By Wholesale Customer Agency

July 2021 - June 2022								
	Budgeted Deliveries	Budgeted Revenue	Actual Deliveries	Actual Revenue	Delivery Variance		Revenue Variance	
San Juan Retail	12,200	\$ 3,146,986	12,143	\$ 3,142,350	(57.13)	-0.5%	\$ (4,636)	-0.1%
Citrus Heights Water District	9,818	\$ 2,853,805	7,852	\$ 2,694,307	(1,965.71)	-20.0%	\$ (159,498)	-5.6%
Fair Oaks Water District	6,767	\$ 1,995,861	6,723	\$ 1,992,305	(43.83)	-0.6%	\$ (3,556)	-0.2%
Orange Vale Water Co.	3,900	\$ 1,034,649	3,883	\$ 1,033,245	(17.30)	-0.4%	\$ (1,404)	-0.1%
City of Folsom	1,150	\$ 307,906	1,092	\$ 303,240	(57.51)	-5.0%	\$ (4,666)	-1.5%
Granite Bay Golf Course	300	\$ 10,605	331	\$ 11,700	30.99	10.3%	\$ 1,095	10.3%
Sac Suburban Water District	-	\$ -	3,602	\$ 1,101,822	3,601.70		\$ 1,101,822	
TOTAL	34,134	\$ 9,349,811	35,626	\$ 10,278,969	1,491.22	4.4%	\$ 929,158	9.9%

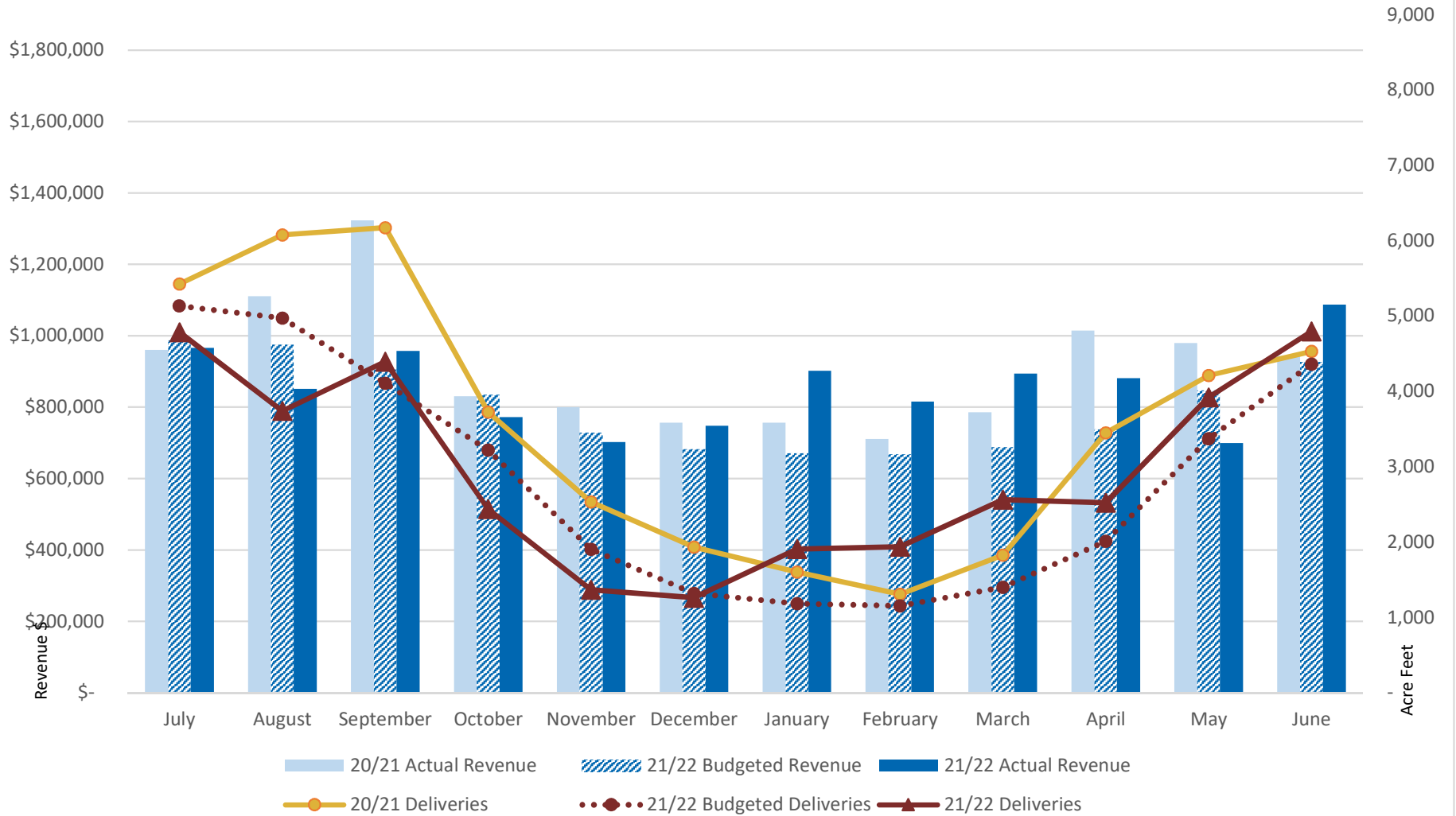
Budgeted Deliveries	34,134.42
Actual Deliveries	35,625.64
Difference	1,491.22
	4.4%
Budgeted Water Sale Revenue	\$ 9,349,811
Actual Water Sale Revenue	\$ 10,278,969
Difference	\$ 929,158
	9.9%

Conclusion:

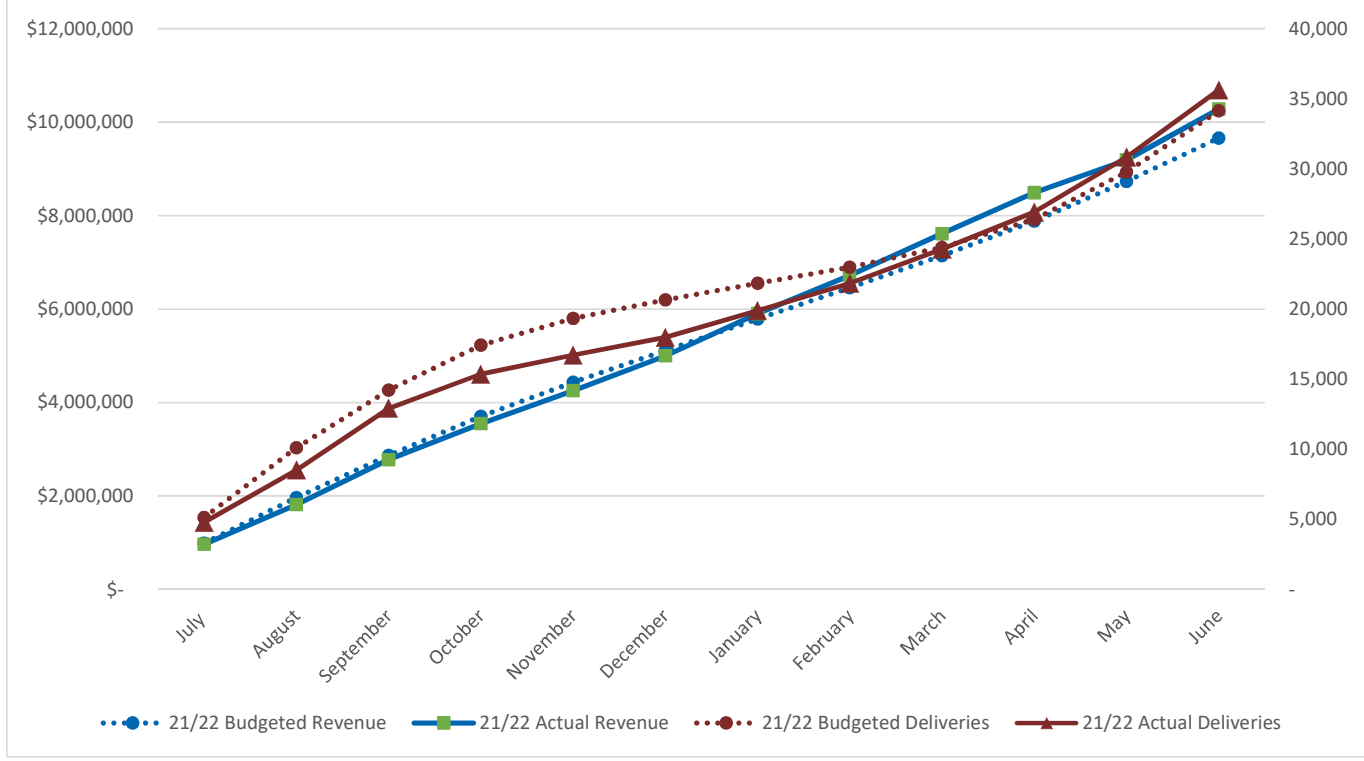
Actual deliveries for the first half of the fiscal year were less than anticipated (with the exception of September). January through June deliveries have been higher than anticipated, resulting in total deliveries for the fiscal year being 4.4% greater than expected. As shown in the numbers above, the main drivers of the variances are due to lower demands from the CHWD, offset by sales to SSWD that weren't anticipated in the budget. Unbudgeted sales to SSWD have more than offset the reduced demand from the CHWD. Excluding SSWD, deliveries for the year were 2,110 acre feet less than budgeted, a -6.1% variance from the budget and 16.74% less than the prior year.

The 4.4% positive variance in deliveries produced revenues that are 9.9% greater than anticipated for the fiscal year.

Comparison of Fiscal Year 2020/2021 Actuals to 2021/2022 Projections and Actuals of Deliveries and Revenue



Cumulative Water Deliveries and Revenues FY 2021-22



AGENDA ITEM VIII-3

From: Andy Sells aselis@acwajpia.com

Subject: ACWA JPIA

Date: Aug 3, 2022 at 4:42:17 PM

To: Pam Tobin petpyrs@surewest.net

Hi Pam,

Here is some basic information for San Juan WD:

San Juan participates in the JPIA Dental and Vision programs. Both programs are renewing in 2023 with no change in rates. Both programs have not seen a change in rates for the last 5 years.

The District does not participate in the JPIA medical programs. For the current year, 2022, the JPIA reduced the rates in the PPO program by 5% from the prior year. For 2023 the JPIA Executive Committee approved reducing the PPO rates an additional 10%. The Kaiser program rates will increase slightly less than 1% (.88) for 2023.

San Juan also participates in the JPIA Liability, Workers Compensation and Property programs:

For the Liability program's current year San Juan's experience modification factor (E-mod) is .71 which means the district received a 29% discount on the premium. The District's premium for the current year is \$110,654. Last year's E-mod was .78 and the premium was \$116,368. That relates to a \$5,714 cost reduction from the prior year.

The Workers Compensation program shows even greater reductions. For the 2022/23 policy year the Districts E-mod will be .61 vs. .75 for the 2021/22 policy year.

Credit for these savings really goes to the San Juan WD staff. Their efforts to promote safety and practice good risk management is helping the District save money.

The one significant change in rates is in the Property program. As a result of the catastrophic wildfires around the state and the resulting losses, the costs incurred has increased dramatically. Rates for the 2022/23 policy years were increased 20%.

I hope this helps. Call me if you have any questions.

Andy

August 3, 2022

ACWA

1. MEETING WITH THE GOVERNOR

Last week water leaders had a meeting with the Governor. This meeting was different from the last. There was no table pounding and a much more positive approach to continuing to work with water leaders to continue to carry the message of the 15% conservations forward. The Gov. said we were heading in the right direction but only achieved about 7-9% conservation based on different areas. He will still continue to monitor the conservation progress to determine further actions as predicated by the reported conservation data and conditions. He is also pressuring staff to work on getting the Prop 1 money for projects out the door and for further storage and other projects identified in the last meeting in the 2.0 portfolio. He wanted the water data as soon as possible to gather treatment plant information and speak to the media that we are on the right tract based on the information that the water agencies supply. These were the things I was spoke to him directly about in the prior meeting so, he acknowledged that I should be pleased to hear that. He will also be paring down the portfolio from 142 different programs to something more focused and relevant. He didn't say what that would look like but it's being developed and announced at the end of this week or the beginning of next week.

2. DC CONFERENCE

On July 12th-14th, we met with the Assistant Secretary for Water and Science, Tanya Trujillo at the Bureau of the Interior including David Palumbo, Bureau of Reclamation, Deputy Commissioner and Gary Gold. The meeting had a different tone than previous years and was more than helpful and offering assistance with many of our water projects. Monies allocated federally is among the highest we've ever experienced. We are excited to work more closely to get some of these water projects on track and completed. I introduced U.S. Senator Alex Padilla who spoke about federal funding, Bruno Pilot, Deputy Assistant Administrator from EPA, and U.S. Forest Service Associate Deputy Chief John Crockett. On Wednesday we met with the House Committee Staff moderated by Jim Peifer, included House Transportation and Infrastructure Committee Staff, Alexa Williams (Maj.) and Ryan Hambleton (Min.)

David Reynolds's, ACWA Federal Relations Director facilitated discussion with Senator Dianne Feinstein's Senior Policy Advisor, John Watts. The Senator is a strong advocate of water and is working on a bill that supports rehydrating the environment, agriculture

and municipalities call the Stream Act, a bill that would increase water supply and modernize water infrastructure in CA and throughout the West



Aug 3, 2022

DIRECTOR TOBIN'S REPORT

1. ACWA-JPIA

JPIA Board President Jerry Gladbach Passed Away

- Jerry Gladbach passed away on evening of July 13, 2022.

Jerry, as representative of Santa Clarita Valley Water Agency, has been a JPIA Director for the past twenty years. He first served on the JPIA's Executive Committee in 2002 as ACWA Vice President and then was elected to the Committee in 2006. For the past 12 years, he has served as JPIA's Board President. He also served as JPIA's Chair for the Liability Program Committee, the Building & Property Ad Hoc Committee, and the Personnel Committee. He was also very proud of the JPIA's research and subsequent formation of the captive insurance company.

He dedicated a lifetime of service to the water industry, including 35 years of leadership with the Los Angeles Department of Water and Power.

JPIA Vice President, Melody MacDonald wrote a heartfelt tribute to Jerry and about his unselfish public service. Jerry will be sorely missed.

- Property And Cyber Liability

Program Renewals

Property Program - Excess Renewal

For several years now, the United States and countries around the globe have experienced unprecedented catastrophic losses and the property market is responding accordingly. At the June 20 Property Program Committee meeting, the JPIA's Property Broker, Alliant, discussed the numerous challenges in placing property coverage in the current environment. Some notable points were:

- 2021 was the fourth worst property loss year ever
- The U.S. property and casualty insurance industry recorded a \$4.1 billion net underwriting loss last year
- From 1970-1995, FEMA only declared more than 50 disasters in a given year seven times; from 1996-2022, FEMA only declared less than 100 disasters in a given year five times.

● Carriers are requiring increased retentions and caps on coverage for wildfire exposure across their books of business.

The JPIA's Property Program renewed on July 1. Largely based on two exceptionally large wildfire losses, the JPIA's loss ratio with its excess insurers is just over 300 percent (i.e., premiums paid versus losses paid). In light of the severely hardening market and the JPIA's loss ratio, the purchase of excess property coverage at the pool's existing retention was significantly cost prohibitive. As such, and after careful consideration of actuarial projections, the Property Program Committee recommended, and the Executive Committee approved, an increase in JPIA's retention from \$100,000 to \$10,000,000. The JPIA continues to purchase reinsurance coverage above \$10,000,000 and up to \$500,000,000 in total limits.

Member Deductibles

As Property Program members will now be risk-sharing claims costs to a much higher retention, the Property Program and Executive Committees found it prudent to require minimum deductibles in the Property Program going forward. This change also brings this Program into alignment with the Liability and Workers' Compensation Programs, that have historically required members to have minimum Retrospective Adjustment Points (RAPs) based on their basic deposit premium. As of July 1, the following minimum deductibles apply to all members of the Property Program:

- \$10 million of Total Insured Values (TIV) or less = \$1,000 minimum deductible
- \$10-25 million of TIV = \$2,500
- \$25-50 million of TIV = \$5,000
- \$50-100 million of TIV = \$10,000
- \$100 million of TIV or more = \$25,000

There are only 79 of the 286 Property Program members whose deductible did not already comply with the new mandatory minimum deductibles. For members, whose deductible was increased, there will be no immediate, negative impact on their out-of-pocket costs. The assumption of a higher deductible brings with it a discounted deposit premium; therefore, those members who were required to assume a higher deductible will actually see a reduction in that specific cost element of their total deposit premium.

Program Funding

While the cost-benefit analysis of self-insuring up to \$10,000,000 versus transferring that risk to the excess insurance market appears to lean more favorably to self-insuring, this does not eradicate the need to increase Program funding. Members have been made aware for

quite some time that several recent Program years are in a significant deficit and that, with both the cost of self-insuring to a higher limit and sharply increased excess costs, it

was likely that the Property Program would need to increase rates by approximately 15-20 percent per year for the foreseeable future to build up reserves and balance out years with negative equity. As such,

the Property Program Committee recommended, and the Executive Committee approved, a 20 percent rate increase for the 2022/23 Program Year.

➤ Cyber Program - Coverage Renewal

The Cyber Liability Program also renewed on July 1 and is a fully insured program that historically has provided coverage to all members of the JPIA's Liability Program.

Premiums for the Cyber Program have also historically been included in the cost of the Liability Program and no separate premium has been charged. For the 2021/22 year, the premium for the Cyber Liability Program was approximately \$929,000, a roughly 640 percent increase in premium over the prior year, which was approximately \$127,000.

The cyber insurance market continues to harden as losses worldwide continue to be on the rise, particularly in the public sector. The challenge for the JPIA remains the total number of insured members with a wide range of cyber risks and technical expertise. Additionally, the JPIA's loss history does include some significant costs. Despite having a \$100,000 retention for most members, the JPIA's five largest losses to date total just under \$2,000,000 in loss costs.

Earlier in the year, it was tenuous at best as to whether the JPIA would be able to continue to provide a blanket policy to all Liability Program members. However, at its June 21 meeting, the Executive Committee approved a quote to continue coverage (a \$5,000,000 aggregate policy limit, including various sub-limits) with its incumbent carrier, Beazley for \$1,200,000, an approximate 30 percent increase over the prior year's premium. However, the Executive Committee also took action to approve adding a five percent surcharge onto the 2022/23 Liability Program's deposit premium to cover the cost of this year's policy. The fee will either come as a direct bill or will be included in the 2022/23 Liability Program funding, for which invoices will be distributed in October.

ACWA UPDATE ON PRIORITY ISSUES

A high-level look at recent ACWA activity and initiatives.



JUNE 2022

AB 2639 (Bay-Delta Plan Deadlines and Water Rights) Fails to Pass Out of Assembly

AB 2639, which would have had profound negative impacts on water management in California, failed to pass out of the Assembly on May 26, effectively stopping the bill. The bill, authored by Bill Quirk (D-Hayward), would have created unworkable deadlines for updating and implementing the San Francisco Bay/Sacramento-San Joaquin Delta Estuary Water Quality Control Plan (Bay-Delta Plan or Plan). ACWA staff led the oppose-unless-amended coalition against the bill. More than 30 ACWA member agencies signed onto coalition letters and floor alerts, as well as contacted local legislators through letters and phone calls to express their concerns with the bill. Other statewide associations also participated in the coalition, including the California Chamber of Commerce, California Farm Bureau, California Municipal Utilities Association and Western Growers. The final floor alert is available on ACWA's website.

STAFF CONTACT

Cindy Tuck
Deputy Executive
Director for
Government Relations
cindyt@acwa.com

Drought Update

The State Water Resources Control Board on May 24 adopted a drought-related emergency conservation regulation that is expected to go into effect by June 16. The regulation requires urban water suppliers to implement, at a minimum, all demand reduction actions identified in Level 2 of their locally adopted Water Shortage Contingency Plans. It also prohibits the irrigation of non-functional turf with potable water in the commercial, industrial, and institutional sector. The ban on irrigation would include non-residential grass areas that are considered ornamental and not otherwise used for recreation or other community purposes. More information on the emergency regulation and the adopted text is available at waterboards.ca.gov. ACWA staff testified during the State Water Board meeting and submitted a comment letter in response to the draft regulation. The letter is available at acwa.com/resources.

STAFF CONTACT

Chelsea Haines
Regulatory Relations
Manager
chelseah@acwa.com

SB 1157 (Hertzberg) - Proposed Indoor Water Use Efficiency Standards

Under existing state law, the standard for residential water use will be 52.5 gallons per capita daily (GPCD) starting Jan. 1, 2025 and 50 GPCD starting Jan. 1, 2030. SB 1157 proposes new more stringent standards of 47 GPCD starting Jan. 1, 2025 and 42 GPCD starting Jan. 1, 2030. ACWA's State Legislative Committee took an oppose-unless-amended position on this bill, directing ACWA staff to advocate for amendments delaying the implementation of a 2030 standard and requiring the Department of Water Resources to complete additional quantitative analysis of an appropriate standard for 2030 and beyond. ACWA continues to coordinate closely with other statewide associations and agencies who have adopted the same position and amendment request. An oppose-unless-amended coalition letter was submitted May 10. ACWA continues to advocate for these changes and oppose the bill until the changes are accepted. ACWA plans to testify at the Assembly Water, Parks, and Wildlife Committee on June 14 when the bill is scheduled to be heard.

STAFF CONTACT

Julia Hall
Senior Legislative
Advocate
juliah@acwa.com

ACWA-Sponsored AB 2142 (Gabriel) - California Income Tax Exclusion for Turf Replacement

ACWA is co-sponsoring AB 2142 with the California Water Efficiency Partnership and WaterNow Alliance. The bill would reinstate the California personal tax exemption for turf replacement rebates to help incentivize participation in water efficiency programs. The exemption would be for taxable years 2022 through 2026. The bill passed the Assembly with no "no" votes and was referred to the Senate Governance and Finance Committee. A hearing date has not yet been scheduled. ACWA submitted a coalition letter in support of the bill on June 8.

STAFF CONTACT

Julia Hall
Senior Legislative
Advocate
juliah@acwa.com

Proposed State Budget for 2022-'23 Fiscal Year

Gov. Gavin Newsom last month unveiled his revised proposed state budget for the 2022-'23 Fiscal Year. His proposed \$300.7 billion budget includes several priorities of interest to ACWA members, including funding for drought, climate change, forest management and more. Building upon last year's three-year, \$5.2 billion allocation to support drought response and long-term water sustainability, the Governor's revised budget includes an additional \$2 billion for drought response and water resilience. This is part of the governor's larger \$47.1 billion multi-year climate package. Details on some of the highlights of the budget proposal that address ACWA priority issue areas are available at acwa.com/newsroom. ACWA continues to advocate for dam safety funding in the state budget process (among other categories). This category has been completely overlooked in prior state budgets. The Legislature is now proposing \$100 million for dam safety. The Legislature has until June 15 to pass a state budget.

STAFF CONTACT

Adam Quiñonez
Director of State
Relations
adamq@acwa.com

Federal Updates - Infrastructure Funding and Water Use Efficiency

Senators Dianne Feinstein (D-Calif.), Kelly (D-Ariz.) and Krysten Sinema (D-Ariz.) on May 17 introduced the Support to Rehydrate the Environment, Agriculture, and Municipalities Act (STREAM Act), a bill that would increase water supply and modernize infrastructure in California and throughout the West. ACWA on May 16 submitted a letter in support of the proposed STREAM Act, which would provide funding for groundwater and storage projects, water recycling, desalination, habitat restoration and drinking water assistance for disadvantaged communities. The full letter is available at acwa.com/resources.

On May 19, U.S. Senator Alex Padilla (D-Calif.) and Representative Jerry McNerney (D-Calif.) introduced the Water Efficiency, Conservation and Sustainability Act Of 2022 to incentivize water-efficiency upgrades and to establish programs to identify and repair leaks. ACWA submitted a letter in support of the legislation on May 19. The full letter is available at acwa.com/resources.

STAFF CONTACT

David Reynolds
Director of Federal
Relations
davidr@acwa.com

AB 1931 (L. Rivas) - Lead Service Line Replacements

ACWA has an oppose position on AB 1931, which would establish extensive requirements for lead service line replacements, including on the customer side of the meter. ACWA opposes the bill because the Biden Administration is in the process of strengthening the new federal requirements for lead service line replacements, and AB 1931 could result in conflicting or duplicative and different requirements for what is already a complex program. The bill also has certain detailed requirements that would be overly burdensome without resulting in commensurate public health benefits. An ACWA position letter is available on ACWA's website and a state water associations floor alert that ACWA led the development of is available on the website.

STAFF CONTACT

Cindy Tuck
Deputy Executive
Director for
Government Relations
cindy@acwa.com

COVID-19 Water Debt Relief: Low-Income Household Water Assistance Program (LIHWAP)

The California Department of Community Services and Development (CSD) has been tasked with distributing \$116 million in federal funding for this program. The CSD has been hosting informational webinars for water purveyors to provide an overview of LIHWAP and details on how agencies can receive funding to credit low-income customers' past-due accounts. Water systems planning to apply for funding must first enroll with CSD's third-party funds disbursement partner, HORNE, in order to receive payments. Enrollment is still open. More information and resources are available online at csd.ca.gov/pages/LIHWAP.aspx. In addition, Governor Newsom's proposed budget includes \$200 million for the LIHWAP program and the Senate Democrats' budget proposal includes \$40 million for LIHWAP.

STAFF CONTACT

Cindy Tuck
Deputy Executive
Director for
Government Relations
cindy@acwa.com

ACWA 501(c)(3) Foundation

Early this year, the ACWA Board of Directors approved the formation of a Task Force to guide the creation of a new nonprofit foundation to advance ACWA's efforts to promote diversity, equity and inclusion within the water industry. Task Force members continue to explore how the ACWA Foundation will be structured, financed and supported. Conceptually, the foundation would provide a structure for ACWA to pursue research, education/training, and investment in the next generation of leaders through scholarships that can be supported with tax-deductible financial contributions. The foundation could also be a catalyst for leadership training, coaching and mentorships.

STAFF CONTACT

Tiffany Giammona
Senior Director of
Operations and
Member Engagement
tiffanyg@acwa.com

Save Our Water Campaign

The statewide Save Our Water campaign has created a number of new customizable communications tools for water agencies to help their customers reduce water usage during the summer months. The new toolkit items include social media posts and graphics that emphasize the importance of saving water outdoors by sharing tips and information on mulch, drip irrigation, leaks and the importance of trees. The advertising portion of the campaign is also fully up and running with radio ads, billboards, paid social media and a presence at several county fairs and other large events. The toolkit items are available at www.saveourwater.com; Toolkit items designed specifically for ACWA members are also available at acwa.com/resources/membertools.

STAFF CONTACT

Heather Engel
*Director of
Communications*
heathere@acwa.com

Upcoming Events - Visit www.acwa.com/events for more

- ACWA Region 9 Program - June 24
- ACWA Region 1 Program and Tour - July 7-8
- ACWA DC2022: Washington D.C. Water Conference - July 12-14
- ACWA Quarterly Committee Forum - July 26-27

ACWA UPDATE ON PRIORITY ISSUES

A high-level look at recent ACWA activity and initiatives.



JULY 2022

State Budget for 2022-'23 Fiscal Year

On June 13, the Legislature passed SB 154, the 2022 Budget Act, by Senator Nancy Skinner (D-Berkeley). After negotiations with Governor Gavin Newsom, the Legislature adopted a revised Budget Act, AB 178 by Assemblymember Phil Ting (D-San Francisco). Governor Newsom signed the revised \$308 billion state budget on June 30. The budget includes several funding priorities of interest to ACWA members, including funding for drought response, climate change, forest management and more. Building upon last year's \$5.2 billion allocation to support drought response and long-term water sustainability over three fiscal years, the approved budget includes an additional \$2.8 billion for drought response and water resilience for Fiscal Year (FY) 2022-23. This is part of the Governor's new, larger \$53.9 billion multi-year climate package. While the budget defers some details to future legislation, the new Budget Act does contain some specific funding for water and wastewater issues, including \$100 million for dam safety for FY 2023-24 and FY 2024-25, \$180 million for water conservation projects, and \$100 million for recycled water and groundwater cleanup.

The budget also includes \$2.5 billion for climate and energy issues with details to be determined later in the legislative session. ACWA and other associations and agencies have been advocating extensively for significant funding for water infrastructure projects including dam safety, recycled water, conveyance, desalination, groundwater, water conservation, and other areas. ACWA will continue to advocate for additional funding as negotiations continue into the summer months. The Legislature will adjourn by Aug. 31.

STAFF CONTACT

Adam Quiñonez
Director of State Relations
adamq@acwa.com

Drought Update

On June 10, the State Water Resources Control Board's drought-related emergency conservation regulation went into effect. The regulation requires urban water suppliers to implement, at a minimum, all demand reduction actions identified in Level 2 of their locally adopted Water Shortage Contingency Plans. It also prohibits the irrigation of non-functional turf with potable water in the commercial, industrial, and institutional sector. The ban on irrigation includes non-residential grass areas that are considered ornamental and not otherwise used for recreation or other community purposes. More information on the emergency regulation and the adopted text is available at waterboards.ca.gov. ACWA staff testified during the State Water Board meeting and submitted a comment letter in response to the draft regulation. A fact sheet explaining the regulation is available for agencies to use in educating customers at acwa.com/resources.

STAFF CONTACT

Chelsea Haines
Regulatory Relations Manager
chelseah@acwa.com

Drought Resources

ACWA's updated drought toolkit encourages member agencies to continue to communicate often with customers and local media outlets to educate them about water suppliers' conservation successes and investments in long-term drought resilience. The toolkit includes a customizable op-ed, news releases, talking points, fact sheets on the new emergency conservation regulations, media pitch ideas and more. In addition, ACWA released a special newsletter, "ACWA Drought News," that highlights successful response actions water managers throughout the state are taking to ensure both short- and long-term resilience. The toolkit is available for members at acwa.com/resources.

STAFF CONTACT

Caroline Minasian
Senior Communications Specialist
carolinem@acwa.com

SB 1157 (Hertzberg) - Proposed Indoor Water Use Efficiency Standards

Under existing state law, the standard for residential water use will be 52.5 gallons per capita daily (gpcd) starting Jan. 1, 2025 and 50 gpcd starting Jan. 1, 2030. SB 1157 proposes new, more stringent standards of 47 gpcd starting Jan. 1, 2025 and 42 gpcd starting Jan. 1, 2030. The bill was recently amended in the Assembly Water, Parks, and Wildlife Committee to require DWR to complete a new study to assess and quantify the economic benefits of the proposed 2030 standard, due to the Legislature by Jan. 1, 2027. The amended language also provides for new potential variance categories and allows DWR to recommend a different timeframe for achieving a standard of 42 gpcd. Finally, the amendments to the bill require DWR to report to the Legislature on the progress of water suppliers in achieving the urban water use objective by Jan. 1, 2028.

ACWA has an oppose-unless-amended position on SB 1157 and is in the process of updating requested amendments with input from the working group. The bill will next be heard in the Senate Appropriations Committee.

STAFF CONTACT

Julia Hall
Senior Legislative
Advocate
juliah@acwa.com

ACWA-Sponsored AB 2142 (Gabriel) - California Income Tax Exclusion for Turf Replacement

ACWA is co-sponsoring AB 2142 with the California Water Efficiency Partnership and WaterNow Alliance. The bill would reinstate the California personal tax exemption for turf replacement rebates to help incentivize participation in water efficiency programs. The exemption would be for taxable years 2022 through 2026. The bill passed the Assembly floor in May and moved to the Senate. The Senate Governance and Finance Committee recently passed the bill with all members voting to support the measure. The bill was sent to the Suspense File in the Senate Appropriations Committee, where it will likely be acted on by that committee on Aug. 11. ACWA submitted a coalition letter in support of the bill to Senate Appropriations on June 21.

STAFF CONTACT

Julia Hall
Senior Legislative
Advocate
juliah@acwa.com

PFAS Update

The Environmental Protection Agency (EPA) has released four drinking water health advisories for PFAS. EPA issues health advisories to provide information and non-regulatory human health-based levels of protection from drinking water contaminants. Health advisories are not legally enforceable federal drinking water standards. EPA's June 15 announcement included two final health advisories for hexafluoropropylene oxide dimer acid and its ammonium salt (known as GenX chemicals) at 10 parts per trillion (ppt) and perfluorobutane sulfonic acid (PFBS) at 2,000 ppt. EPA also updated the interim health advisories for perfluorooctanoic acid (PFOA) at 0.004 ppt and perfluorooctane sulfonic acid (PFOS) at 0.02 ppt. The previous advisory was set at 70 ppt for either chemical or a combination of both. The new health advisory levels for PFOA and PFOS are below levels at which current analytical methods can measure. The analytical detection limit for these two chemicals is 4 ppt.

EPA is currently working to propose a National Primary Drinking Water Regulation for PFOA and PFOS that is expected in fall 2022. This begins the federal rulemaking process to set enforceable drinking water standards for these two contaminants. In tandem with the health advisories, EPA invited eligible entities to apply for the \$1 billion in Bipartisan Infrastructure Law grant funding to address PFAS and emerging contaminants in drinking water. To receive this funding applicants should submit a letter of intent by Aug. 15. More information is available on EPA's website at epa.gov.

STAFF CONTACT

Madeline Voitier
Federal Relations
Representative
madelinev@acwa.com

AB 1931 (L. Rivas) - Lead Service Line Replacements

ACWA has an oppose position on AB 1931, which would establish extensive requirements for lead service line replacements, including on the customer side of the meter. ACWA opposes the bill because the Biden Administration is in the process of strengthening the new federal requirements for lead service line replacements, and AB 1931 could result in conflicting or duplicative and different requirements for what is already a complex program. The bill also has certain detailed requirements that would be overly burdensome without resulting in commensurate public health benefits. An ACWA position letter is available on ACWA's website and a state water associations floor alert that ACWA led the development of is available on the website. The bill is expected to be heard next in the Senate Appropriations Committee.

STAFF CONTACT

Cindy Tuck
Deputy Executive
Director for
Government Relations
cindy@acwa.com

Groundwater Sustainability Plans

In January, the Department of Water Resources (DWR) released their initial assessments of the Groundwater Sustainability Plans (GSP) for the critically overdrafted groundwater basins, approving eight and determining 12 to be incomplete. Basins that received incomplete determinations were given 180 days from the release date of the assessments to correct the deficiencies in their plans. Corrected plans are due back to DWR on July 20 or 27, depending on the exact date the basin's determination was released. DWR is expected to make final determinations on those basins' GSPs by the end of this year.

STAFF CONTACT

Soren Nelson
Regulatory Advocate
sorenn@acwa.com

California Water Plan Update 2023

DWR has initiated the California Water Plan Update 2023. The 2023 update will promote climate resilience across regions and water sectors with a statewide vision, clear goals, watershed planning framework and toolkit, and progress-tracking dashboard of indicators. DWR began hosting public workshops in July to inform the update including a July 11 workshop on climate change and a July 21 workshop on equity in water management. More information is available on DWR's website at water.ca.gov.

STAFF CONTACT

Soren Nelson
Regulatory Advocate
sorenn@acwa.com

ACWA 501(c)(3) Foundation

Early this year, the ACWA Board of Directors approved the formation of a Task Force to guide the creation of a new nonprofit foundation to advance ACWA's efforts to promote diversity, equity and inclusion within the water industry. Task Force members have approved mission and vision statements and continue to explore how the ACWA Foundation will be structured, financed and supported. Conceptually, the foundation would provide a structure for ACWA to pursue research, education/training, and investment in the next generation of leaders through scholarships that can be supported with tax-deductible financial contributions. The foundation could also be a catalyst for leadership training, coaching and mentorships.

STAFF CONTACT

Tiffany Giammona
Senior Director of
Operations and
Member Engagement
tiffanyg@acwa.com

Upcoming Events - Visit www.acwa.com/events for more

- ACWA Quarterly Committee Forum - July 26-27
- ACWA Region 10 Program - August 10
- ACWA Water Use Efficiency Subcommittee Bi-Monthly Meeting - August 10
- ACWA Region 8 Program & Member Meeting - August 12

AGENDA ITEM VIII-5



San Juan Water District Analysis of Legal Bills by Category, Month and Fiscal Year

	Water Fix	Water Transfer	SWRCB Flow & WQCP	Biological Opinion Litigation	Water Rights	CVP Contract Litigation	General Services*	Total Invoice	Total Hours	\$/Hour
July - BKS	\$ -	\$ -	\$ -	\$ -	\$ -	\$ -	\$ -	\$ -		
August - BKS	-	-	-	-	-	-	-	-		
August - Kreisberg Law Firm										
Sept - Kreisberg Law Firm										
STOEL RIVES, LLP Fiscal Year 2021-2022										
	Water Fix	Water Transfer	SWRCB Flow & WQCP	Biological Opinion Litigation	Water Rights	CVP Contract Litigation	General Services*	Total Invoice	Total Hours	\$/Hour
July	-	-	-	-	8,909.50	-	-	8,909.50		
August	-	-	1,617.50	5,037.50	8,008.00	1,599.00	5,531.64	21,793.64	83.80	\$ 366.39
September	-	-	-	2,050.00	20,816.00	8,005.00	1,247.28	32,118.28	75.70	\$ 424.28
October				23,272.00	6,694.50	16,616.00	423.50	47,006.00	120.90	\$ 388.80
November				24,133.00	3,352.00			27,485.00	71.20	\$ 386.03
December				18,331.50	4,305.00	1,312.00	177.50	24,126.00	62.50	\$ 386.02
January				19,032.00	2,475.00	2,460.00	1,901.00	25,868.00	64.40	\$ 401.68
February				18,550.00	1,469.50	15,656.00	1,138.50	36,814.00	120.07	\$ 306.60
March			2,741.50	5,190.50	9,299.00	2,189.00	9,911.00	29,331.00		
April		571.00		164.00	3,400.50	328.00	861.00	5,324.50	90.00	\$ 385.06
May								5,510.00	14.80	\$ 372.30
June	123.00		12,669.00		153.00	943.00	6,008.50	19,896.50	49.40	\$ 402.76
Total	\$ 123.00	\$ 571.00	\$ 17,028.00	\$ 115,760.50	\$ 68,882.00	\$ 49,108.00	\$ 27,199.92	\$ 284,182.42	752.77	\$ 377.52

Fiscal Year 2020-2021										
	BDCP Review	Water Transfer	SWRCB Flow & WQCP Update	CAL Fix CEQA Litigation	Biological Opinion Litigation	General Services*	Total Invoice	Total Hours	\$/Hour	
July	\$ 393.75	-	1,871.10	-	4,369.05	22,366.97	\$ 29,000.87	97.38	\$ 297.81	
August	\$ 78.75	78.75	1,122.98	-	330.75	28,764.75	\$ 30,375.98	108.36	\$ 280.32	
September	\$ -	-	1,512.00	58.41	574.00	17,519.16	\$ 19,663.57	70.80	\$ 277.73	
October	\$ 551.25	78.75	2,772.00	-	1,853.60	18,825.85	\$ 24,081.45	79.92	\$ 301.32	
November	\$ 31.50	-	1,965.60	-	1,091.65	18,133.50	\$ 21,222.25	76.75	\$ 276.51	
December	\$ -	-	2,261.70	-	383.25	17,843.00	\$ 20,487.95	74.48	\$ 275.08	
January	\$ 78.75	198.40	2,922.20	-	390.95	9,560.75	\$ 13,151.05	43.07	\$ 305.34	
February	\$ 267.75	-	3,358.50	-	344.25	16,522.00	\$ 20,492.50	66.85	\$ 306.54	
March	\$ 315.00	-	4,178.30	-	213.00	12,753.30	\$ 17,459.60	55.69	\$ 313.51	
April	\$ -	-	5,597.90	-	197.25	15,029.85	\$ 20,825.00	74.00	\$ 281.42	
May	\$ -	160.00	346.80	-	141.75	15,770.25	\$ 16,418.80	52.57	\$ 312.32	
June	\$ -	-	-	-	349.50	8,894.90	\$ 9,244.40	30.47	\$ 303.39	
June-Jones&Mayer						2,722.50	\$ 2,722.50	13.10	\$ 207.82	
Total							\$ 245,145.92	843.44	\$ 287.42	

* Category includes a variety of general legal advice and services such as: emails/telephone calls (and related research) with board members, General Manager, and staff members; agenda review; board meeting participation; participation in public records requests; monitoring of SWRCB and other water issues, development related document review and Q&A; document review such as personnel manual, proposed ordinances etc.

Biological Opinion Litigation	CVP	COVID Related	Labor	General Services	Total Invoice	Total Hours	\$/Hour	Total Legal Expenses	Total Hours	\$/Hour
\$ 393.75			\$ -	\$ 320.00	\$ 713.75			\$ 713.75	2.25	317.22
-			-	640.00	640.00			\$ 640.00	2.00	320.00
			150.00	-	150.00			\$ 150.00		#DIV/0!
			390.00	-	390.00			\$ 390.00		#DIV/0!
Jones & Mayer Fiscal Year 2021-2022 (includes BKS and Kreisberg as noted)								Combined Total		
Biological Opinion Litigation	CVP	COVID Related	Labor	General Services	Total Invoice	Total Hours	\$/Hour	Total Legal Expenses	Total Hours	\$/Hour
832.50			-	3,802.50	4,635.00	20.60	225.00	\$ 4,635.00	20.60	225.00
180.00			-	2,610.00	2,790.00	12.40	225.00	\$ 33,493.14	96.20	348.16
90.00	90.00	3,757.50	3,397.50	3,380.00	10,715.00	59.80	179.18	\$ 42,833.28	135.50	316.11
22.50	22.50			5,940.00	5,985.00	26.80	223.32	\$ 52,991.00	147.70	358.77
			4,342.50	201.39	4,543.89	19.30	235.43	\$ 32,028.89	90.50	353.91
			1,395.00	1,945.00	3,340.00	16.40	203.66	\$ 27,466.00	78.90	348.11
				7,157.50	7,157.50	32.70	218.88	\$ 33,025.50	97.10	340.12
			500.00	3,300.00	3,800.00	11.50	330.43	\$ 40,614.00	131.57	308.69
			-	5,805.00	5,805.00	25.80	225.00	\$ 5,805.00	25.80	225.00
			-	5,042.00	5,042.00	24.10	209.21	\$ 39,697.50	114.10	347.92
			-	5,500.00	5,500.00	17.00	323.53	\$ 11,010.00	31.80	346.23
				2,262.50	2,262.50	10.50	215.48	\$ 22,159.00	59.90	369.93
\$ 1,518.75	\$ 112.50	\$ 3,757.50	\$ 10,175.00	\$ 47,905.89	\$ 63,469.64	276.90	229.22	\$ 347,652.06	1029.67	337.63



San Juan Water District
Analysis of Legal Bills by Category, Month and Fiscal Year

Fiscal Year 2021-2022

	BDCP Review	Water Transfer	SWRCB Flow & WQCP Update	CAL Fix Litigation	CEQA Litigation	Biological Opinion Litigation	General Services*	Total Invoice
September - Kreisberg Law Firm							390	
August - BKS							640	
August - Jones & Mayer	\$ -	\$ -	\$ -	\$ -	\$ -	\$ 180.00	\$ 2,610.00	\$ 2,790.00
July - Jones & Mayer	-	-	-	-	-	832.50	3,802.50	\$ 4,635.00
July - BKS	-	-	-	-	-	393.75	320.00	\$ 713.75
Total	\$ -	\$ -	\$ -	\$ -	\$ -	\$ 1,226.25	\$ 4,122.50	\$ 5,348.75

Fiscal Year 2020-2021

June-Jones&Mayer							2,722.50	\$ 2,722.50
June-BKS	\$ -	-	-	-	-	349.50	8,894.90	\$ 9,244.40
May	\$ -	160.00	346.80			141.75	15,770.25	\$ 16,418.80
April	\$ -	-	5,597.90			197.25	15,029.85	\$ 20,825.00
March	\$ 315.00	-	4,178.30			213.00	12,753.30	\$ 17,459.60
February	\$ 267.75	-	3,358.50			344.25	16,522.00	\$ 20,492.50
January	\$ 78.75	198.40	2,922.20			390.95	9,560.75	\$ 13,151.05
December	\$ -	-	2,261.70			383.25	17,843.00	\$ 20,487.95
November	\$ 31.50	-	1,965.60			1,091.65	18,133.50	\$ 21,222.25
October	\$ 551.25	78.75	2,772.00			1,853.60	18,825.85	\$ 24,081.45
September	\$ -	-	1,512.00	58.41		574.00	17,519.16	\$ 19,663.57
August	\$ 78.75	78.75	1,122.98			330.75	28,764.75	\$ 30,375.98
July	\$ 393.75	-	1,871.10			4,369.05	22,366.97	\$ 29,000.87

* Category includes a variety of general legal advice and services such as: emails/telephone calls (and related research) with board members, General Manager, and staff members; agenda review; board meeting participation; participation in public records requests; monitoring of SWRCB and other water issues, development related document review and Q&A; document review such as personnel manual, proposed ordinances etc.

AGENDA ITEM IX-1

DRAFT

**Finance Committee Meeting Minutes
San Juan Water District
July 26, 2022
4:00 p.m.**

Committee Members: Ted Costa, Director
Ken Miller, Director

District Staff & Consultants: Paul Helliker, General Manager
Donna Silva, Director of Finance
Devon Barrett, Customer Service Manager
Teri Grant, Board Secretary/Administrative Assistant

1. Review General Manager Reimbursements (W & R)

There was no reimbursement requests from the General Manager.

2. Review Check Register from June 2022 (W & R)

The committee reviewed the June check register and found them to be in order.

3. Review Legal Bills (W & R)

The committee reviewed the legal bills and found them to be in order. GM Helliker explained that the legal bills with Stoel Rives have decreased over the last couple months, since they are driven by their work on litigation for the District. He informed the committee that the total bills for FY 2021-22 for both water and general counsel were \$329,221 as compared to FY 2020-21 which was \$245,146. He explained that the increase is due to more litigation being worked on and the fact that Stoel Rives' hourly rate is higher than that of the previous law firm.

In response to Director Costa's question, GM Helliker informed the committee that he has had a conversation with water counsel regarding the taking of water and they will start evaluating this issue.

4. Hydrant Meter Deposit Increase (R)

Mr. Devon Barrett provided a written staff report which will be attached to the meeting minutes. He explained that there is a need to increase the hydrant meter deposit to accurately reflect its replacement cost. The current deposit is \$2,289 and staff recommends increasing it to \$3,025. Staff will also factor this adjustment into the November CPI fee adjustments so that this deposit only receives a CPI increase for July-November. The committee discussed the item and agreed with staff's recommendation.

In response to Director Miller's question regarding a permit fee that the District needs to run water out of a hydrant, GM Helliker informed the committee that the District has a general permit for the discharge of water, but he will check on specifics and report back.

The Finance Committee recommends increasing the deposit required for a hydrant meter rental from \$2,289 to \$3,025 to cover the full cost of replacing a damaged or unreturned meter.

5. Other Finance Matters (W & R)

There were no other matters discussed.

6. Public Comment

There were no public comments.

The meeting was adjourned at 4:20 p.m.

AGENDA ITEM IX-2

DRAFT

Public Information Committee Meeting Minutes
San Juan Water District
August 2, 2022
4:00 p.m.

Committee Members: Ken Miller, Chair
Dan Rich, Member

District Staff & Consultants: Paul Helliker, General Manager
Devon Barrett, Customer Service Manager
Teri Grant, Board Secretary/Administrative Assistant

Topics: Public Outreach Contract (W & R)
Other Public Information Matters
Public Comment

1. Public Outreach Contract (W & R)

Mr. Barrett informed the committee that the scope of work is essentially the same as last year. A written staff report was provided to the committee and will be attached to the meeting minutes.

The Public Information Committee recommends approval of Public Outreach contract with Lucy & Company for FY 2022-23

2. Other Public Information Matters

Mr. Barrett informed the committee that the wholesale mailer will be sent out this week.

GM Helliker reported that staff is meeting with various agencies to discuss potential Hinkle outages and scenarios in preparation for the Hinkle Reservoir Replacement Project.

GM Helliker informed the committee that outreach for the Eureka Pipeline Replacement Project is underway. Mr. Barrett reported that a mailer and emails have been sent to customer who may be affected by any outages due to the project.

3. Public Comment

There were no public comments.

The meeting adjourned at 4:09 pm.