

# AGENDA ITEM III-1

## **SAN JUAN WATER DISTRICT**

Board of Director's Board Meeting Minutes

January 27, 2021 – 6:00 p.m.

Conducted via Videoconference & In-Person

### **BOARD OF DIRECTORS**

Pam Tobin	President via videoconference
Ken Miller	Vice President
Ted Costa	Director via videoconference
Marty Hanneman	Director via videoconference
Dan Rich	Director

### **SAN JUAN WATER DISTRICT MANAGEMENT AND STAFF**

Paul Helliker	General Manager
Donna Silva	Director of Finance
Tony Barela	Operations Manager
Lisa Brown	Customer Service Manager
Adam Larsen	Field Services Manager
Andrew Pierson	Engineering Services Manager
Greg Turner	Water Treatment Manager
Greg Zlotnick	Water Resources Manager
Teri Grant	Board Secretary/Administrative Assistant
Jennifer Buckman	Legal Counsel

### **OTHER ATTENDEES**

Joanna Gin	Legal Counsel, Citrus Heights Water District
Dane Wadle	CSDA
Amber Beckler	Customer
Alan Driscoll	Forsgren Associates, Inc.

### **AGENDA ITEMS**

- I. Roll Call**
- II. Public Forum**
- III. Consent Calendar**
- IV. Old Business**
- V. New Business**
- VI. Information Items**
- VII. Directors' Reports**
- VIII. Committee Meetings**
- IX. Upcoming Events**
- X. Closed Session**
- XI. Open Session**
- XII. Adjourn**

President Tobin called the meeting to order at 6:00 p.m.

## **I. ROLL CALL**

The Board Secretary took a roll call of the Board. The following directors were present in-person: Ken Miller and Dan Rich. The following directors were present via teleconference: Ted Costa, Marty Hanneman and Pam Tobin.

## **II. PUBLIC FORUM**

Mr. Dane Wadle, CSDA representative, addressed the Board and provided an update on CSDA activities.

## **III. CONSENT CALENDAR**

All items under the consent calendar are considered to be routine and are approved by one motion. There will be no separate discussion of these items unless a member of the Board, audience, or staff request a specific item removed after the motion to approve the Consent Calendar.

- 1. Minutes of the Board of Directors Meeting, December 16, 2020 (W & R)**  
*Recommendation: Approve draft minutes*
- 2. Wholesale Water Rate Fee Schedule Revision (W)**  
*Recommendation: Approve revisions to the Wholesale Water Rate Fee Schedule, effective January 1, 2021, to change the allocation of the fixed service charge*
- 3. Rates, Fees, Charges and Deposits – User Fee Revisions and Additions (W & R)**  
*Recommendation: Approve revisions to specific user fees to reflect increased costs and approve new equipment use charges*

***Director Hanneman moved to approve the Consent Calendar. Director Rich seconded the motion and it carried with the following roll call vote:***

***Ayes: Directors Costa, Hanneman, Miller, Rich and Tobin***  
***Noes: None***  
***Absent: None***

## **IV. OLD BUSINESS**

- 1. FY 2020-21 Operations Plan Report Card (W & R)**  
GM Helliker reviewed the 2<sup>nd</sup> quarter progress on the Operations Plan Report Card. He provided updates on the items which are delayed.
- 2. Hinkle Reservoir Update (W & R)**  
Mr. Barela provided a brief presentation on the Hinkle Reservoir Project, a copy of the presentation will be attached to the meeting minutes. He reviewed the completed operational project components, explained the operational response

testing and the functional testing. He reviewed the improvements and challenges that staff are working through.

Mr. Andrew Pierson continued the presentation and reported that staff has returned the 95% design plans and specifications to the consultant. He explained that once the 100% package is received then there may be some contractual changes and the bid documents should be available in March. In addition, he reported that the SFR loan technical package was submitted. In response to Director Rich's question, Ms. Silva explained that there are wholesale reserves which could cover funding before the SRF loan is in place and there is no issue with entering into a contract prior to the SRF loan being in place. Mr. Pierson explained that SRF informed the District that the loan would reimburse the District for funds dispersed prior to securing the loan.

## **V. NEW BUSINESS**

### **1. 2021 Committee Assignments (W & R)**

President Tobin informed the Board that she made the 2021 committee assignments which were included in the Board packet. The Board discussed the external assignments and Carmichael Water District's potential appointment of Mr. Zlotnick to the Carmichael Water District Board of Directors. Legal Counsel Buckman explained that she will do some research to determine if there is any incompatibility of offices in the role of Mr. Zlotnick representing SJWD at RWA should he receive the appointment.

***Director Hanneman moved to approve the external committee assignments for RWA and SGA.***

***Director Hanneman amended his motion to only include RWA. President Tobin seconded the motion.***

***Director Rich moved to make a substitute motion to have the RWA representatives be Dan Rich and Greg Zlotnick with Ted Costa as the alternate representative. Director Miller seconded the motion.***

In response to Director Costa's comment and question, Legal Counsel Buckman explained that the committee assignments are at the pleasure of the Board President with the exception of RWA and SGA. She stated that the current motion is a request for a substitute motion to be accepted by the Board and if accepted then the substitute motion is presented and voted on.

***The substitute motion request carried with the following roll call vote:***

***Ayes: Directors Costa, Miller, Rich and Tobin***

***Noes: Hanneman***

***Absent: None***

***Director Rich moved to have the RWA representatives be Dan Rich and Greg Zlotnick with Ted Costa as the alternate representative. Director Miller seconded the motion and it carried with the following roll call vote:***

***Ayes: Directors Costa, Miller, Rich and Tobin***

***Noes: Hanneman***

***Absent: None***

Director Costa suggested that President Tobin and Dan Rich discuss the RWA assignment. President Tobin informed the Board that she had asked Amber Beckler to serve as a public member to the Water Forum. Ms. Beckler addressed the Board and provided some background information about herself.

**2. New Warren Act Contract (Interim) (W)**

Mr. Zlotnick informed the Board that the Warren Act contract expires at the end of February and he has been working with Reclamation to negotiate a new contract. He provided a staff report which will be attached to the meeting minutes. He explained that Reclamation can only do a 5-year (interim) contract at this time and the contract is substantially the same as the existing long-term contract.

***Director Miller moved to authorize President Tobin to sign final version of proposed new 5-Year Warren Act Contract with the United States Bureau of Reclamation, upon recommendation of the General Manager and District Counsel, if it is materially the same as the draft contract. Director Rich seconded the motion and it carried with the following roll call vote:***

***Ayes: Directors Costa, Hanneman, Miller, Rich and Tobin***

***Noes: None***

***Absent: None***

**3. Facilitation (W)**

President Tobin informed the Board that she would like to have the Board hold a facilitated workshop to assess the Board needs, Board efficiency and building internal/external relationships. The Board discussed the matter and President Tobin will bring back more information to a future meeting for the Board to review and discuss.

**4. ACWA News and the Region (W)**

President Tobin requested that the Board have discussion on increasing regional visibility and outreach. GM Helliker provided a written report which will be attached to the meeting minutes. He explained that some of the southern California water agencies have dedicated staff who provide ACWA with news articles; however, he will work to encourage more news be submitted to ACWA.

## **VI. INFORMATION ITEMS**

### **1. GENERAL MANAGER'S REPORT**

#### **1.1 General Manager's Monthly Report (W & R)**

GM Helliker provided the Board with a written report for December which will be attached to the meeting minutes.

#### **1.2 Miscellaneous District Issues and Correspondence**

GM Helliker provided a hydrology report on current conditions. He pointed out that the Sacramento Valley region is trending toward the 2014 precipitation numbers with 10.7 inches as of this morning. He reminded the Board that the District spent a lot of time working on the drought issues in 2014-15. He reviewed comparisons from that drought period to current levels including storage levels at Folsom Reservoir, releases, Reclamation's forecasts, temporary urgency change orders, and conservation regulations. He informed the Board that conversations with Reclamation and region leaders regarding possible drought issues this year has started.

GM Helliker reported that he initiated a meeting with the wholesale customer agencies regarding the water supply agreements.

### **2. DIRECTOR OF FINANCE'S REPORT**

#### **2.1 Miscellaneous District Issues and Correspondence**

Ms. Silva reported that all financial information that Citrus Heights and Fair Oaks Water Districts requested has been provided and she is available for any questions that they may have.

Ms. Silva reported that the contract for the Retail Financial Plan was signed with Hildebrand Consulting.

### **3. OPERATION MANAGER'S REPORT**

#### **3.1 Miscellaneous District Issues and Correspondence**

No report.

### **4. ENGINEERING SERVICES MANAGER'S REPORT**

#### **4.1 Miscellaneous District Issues and Correspondence**

No report.

### **5. LEGAL COUNSEL'S REPORT**

#### **5.1 Legal Matters**

No report.

## **VII. DIRECTORS' REPORTS**

### **1. SGA**

Director Costa reported that SGA is looking into working with agencies south of the river. He also mentioned that they are discussing governance with managing the groundwater basin.

### **2. RWA**

Director Rich reported that the Executive Committee met this morning and they are working on their strategic plan. President Tobin announced the RWA award recipients for 2020. GM Helliker reported that RWA hired Michelle Banonis as the Manager of Strategic Affairs. GM Helliker reported that he will be signing the Major Projects Program agreement with RWA.

### **3. ACWA**

#### **3.1 ACWA - Pam Tobin**

President Tobin provided a written report on ACWA activities which will be attached to the meeting minutes.

#### **3.2 JPIA - Pam Tobin**

President Tobin provided a written report which will be attached to the meeting minutes.

#### **3.3 Energy Committee - Ted Costa**

Director Costa reported that the Energy Committee meets on February 24<sup>th</sup>.

### **4. CVP WATER ASSOCIATION**

Director Costa reported that CVP Water Association hired a new Executive Director and they are in the process of revising their Bylaws regarding election of Board of Directors.

### **5. OTHER REPORTS, CORRESPONDENCE, COMMENTS, IDEAS AND SUGGESTIONS**

Director Miller commended the Public Information team, especially Lisa Brown, regarding the notification to the retail customers regarding the flushing of water lines - the communication piece was very well done.

## **VIII. COMMITTEE MEETINGS**

### **1. Finance Committee – January 26, 2021**

The committee meeting minutes will be attached to the original board minutes.

## **IX. UPCOMING EVENTS**

- 1. ACWA DC2021 Conference**  
February 24, 2021  
Virtual
- 2. 2021 ACWA Legislative Symposium**  
March 11, 2021  
Virtual
- 3. 2021 ACWA Spring Conference**  
May 12-13, 2021  
Virtual

At 8:00 p.m., President Tobin announced that the public videoconference would be terminated and that the Board was adjourning to Closed Session.

## **X. CLOSED SESSION**

1. Conference with District Counsel regarding significant exposure to litigation pursuant to Gov. Code § 54956.9(b): up to 4 potential matters
2. Conference with District Counsel regarding potential initiation of litigation pursuant to Gov. Code § 54956.9(c): 1 potential matter before State Water Resources Control Board acting in its quasi-adjudicatory capacity
3. Conference with District Counsel regarding anticipated litigation pursuant to Gov. Code § 54956.9(c): 1 potential matter

## **XI. OPEN SESSION**

The Board approved the Common Interest Agreement.

## **XII. ADJOURN**

**The meeting was adjourned at 9:00 p.m.**

ATTEST:

---

PAMELA TOBIN, President  
Board of Directors  
San Juan Water District

---

TERI GRANT, Board Secretary

testing and the functional testing. He reviewed the improvements and challenges that staff are working through.

Mr. Andrew Pierson continued the presentation and reported that staff has returned the 95% design plans and specifications to the consultant. He explained that once the 100% package is received then there may be some contractual changes and the bid documents should be available in March. In addition, he reported that the SFR loan technical package was submitted. In response to Director Rich's question, Ms. Silva explained that there are wholesale reserves which could cover funding before the SRF loan is in place and there is no issue with entering into a contract prior to the SRF loan being in place. Mr. Pierson explained that SRF informed the District that the loan would reimburse the District for funds dispersed prior to securing the loan.

## V. NEW BUSINESS

### 1. 2021 Committee Assignments (W & R)

President Tobin informed the Board that she made the 2021 committee assignments which were included in the Board packet. The Board discussed the external assignments and Carmichael Water District's potential appointment of Mr. Zlotnick to 's appointment to the Carmichael Water District Board of Directors. Legal Counsel Buckman explained that she will do some research to determine if there is any incapability incompatibility of offices in the role of Mr. Zlotnick representing SJWD at RWA should he receive the appointment.

***Director Hanneman moved to approve the external committee assignments for RWA and SGA.***

***Director Hanneman amended his motion to only include RWA. President Tobin seconded the motion.***

***Director Rich moved to make a substitute motion to have the RWA representatives be Dan Rich and Greg Zlotnick with Ted Costa as the alternate representative. Director Miller seconded the motion.***

In response to Director Costa's comment and question, Legal Counsel Buckman explained that the committee assignments are at the pleasure of the Board President with the exception of RWA and SGA. She stated that the current motion is a request for a substitute motion to be accepted by the Board and if accepted then the substitute motion is presented and voted on.

***The substitute motion request carried with the following roll call vote:***

***Ayes: Directors Costa, Miller, Rich and Tobin***

***Noes: Hanneman***

***Absent: None***



**Director Rich moved to have the RWA representatives be Dan Rich and Greg Zlotnick with Ted Costa as the alternate representative. Director Miller seconded the motion and it carried with the following roll call vote:**

**Ayes: Directors Costa, Miller, Rich and Tobin**  
**Noes: Hanneman**  
**Absent: None**

Director Costa suggested that President Tobin and Dan Rich discuss the RWA assignment. President Tobin informed the Board that she ~~would like~~ had asked Amber Beckler to serve as a public member to the Water Forum. Ms. Beckler addressed the Board and provided some background information about herself.

**2. New Warren Act Contract (Interim) (W)**

Mr. Zlotnick informed the Board that the Warren Act contract expires at the end of February and he has been working with Reclamation to negotiate a new contract. He provided a staff report which will be attached to the meeting minutes. He explained that Reclamation can only do a 5-year (interim) contract at this time and the contract is substantially the same as the existing long-term contract.

**Director Miller moved to authorize President Tobin to sign final version of proposed new 5-Year Warren Act Contract with the United States Bureau of Reclamation, upon recommendation of the General Manager and District Counsel, if it is materially the same as the draft contract. Director Rich seconded the motion and it carried with the following roll call vote:**

**Ayes: Directors Costa, Hanneman, Miller, Rich and Tobin**  
**Noes: None**  
**Absent: None**

**3. Consensus Building Institute Facilitation (W)**

President Tobin informed the Board that she would like to have the Board hold a facilitated workshop to assess the Board needs, Board efficiency and building internal/external relationships. The Board discussed the matter and President Tobin will bring back more information to a future meeting for the Board to review and discuss.

**4. ACWA News and the Region (W)**

President Tobin requested that the Board have discussion on increasing regional visibility and outreach. GM Helliker provided a written report which will be attached to the meeting minutes. He explained that some of the southern California water agencies have dedicated staff who provide ACWA with news articles; however, he will work to encourage more news be submitted to ACWA.

**VI. INFORMATION ITEMS**

**1. GENERAL MANAGER'S REPORT**

## STAFF REPORT

---

To: Board of Directors

From: Donna Silva, Director of Finance

Date: January 27, 2021

Subject: Wholesale Water Rate Fee Schedule Revision

---

### RECOMMENDED ACTION

Approve revisions to the Wholesale Water Rate Fee Schedule, effective January 1, 2021, to change the allocation of the fixed service charge. This item will be reviewed by the Finance Committee on January 26, 2021.

### BACKGROUND

On December 11, 2019, at the request of the wholesale customer agencies, the Board approved a change in the methodology of allocating the fixed quarterly service charge. The approved changes were as follows:

- Combined the quarterly service charge with the debt services charges;
- Allocate the quarterly service charge annual to reflect a rolling five year average of water deliveries to the wholesale agency customers;
  - Groundwater pumped in lieu of purchasing surface water is counted as surface water when the pumping agency is compensated for the incremental cost of pumping by SJWD.
  - 2019 Debt Charge remains a separate, but unassessed charge so that the District can delay assessment of the charge until the amount and terms of the debt are known. Once known, it will roll into the quarterly service charge and be subject to the rolling five year adjustment.
- District to provide 150-day notice of proposed change in rates annually once rolling average five year water deliveries can be calculated;
- Board to approve allocation of quarterly service charge annually based on the updated rolling average.

### CURRENT STATUS

The San Juan Water District (the District) is currently in year five of a five-year rate plan. This recommended action does not change the total fees, just the allocation of the quarterly service charges amongst the wholesale customers.

The 150-day Notice of Proposed Changes in Rates was sent to the wholesale customer agencies on August 12, 2020. The calculation of the updated rolling five

year average and the impact per agency, as provided in the 150-day notice is attached, as is the resulting proposed wholesale rate schedule for calendar year 2021.

The District received one letter, in response to the 150-day notice, dated November 19, 2020 from the Citrus Heights Water District and the Fair Oaks Water District. The letter, a copy of which is attached, requested a significant amount of detailed financial information, ***none of which pertains to the change in allocation of the quarterly service charge.*** The wholesale customer agencies had the opportunity to comment on the rates themselves prior to Board approval of the five year rate schedule. The only information that supports this re-allocation is the rolling five year average of water use, which was provided with the 150-day notice.

The two districts provided further detail on their request and pushed the due date for the information out to January 22, 2021, which is after the end of the 150-day comment period. As of the writing of this staff report staff is working on compiling the requested data and will likely have been submitted prior to the date of this meeting.

**Attachments:**

150-Day Notice of Proposed Changes in Water Rates and Charges

**STAFF REPORT**

*Wholesale Water Rate Fee Schedule Revision  
Donna Silva, Director of Finance*

---

Agency	Increase	Decrease
San Juan Retail	\$109,115	
Citrus Heights Water District		\$67,776
Fair Oaks Water District		\$85,236
Orange Vale Water Company	\$24,998	
City of Folsom	\$18,899	

The increase in the San Juan Retail service charge was incorporated into the Fiscal Year 2019-20 Retail Operating Budget.

The 150-day comment period provided by Section 11 of the Wholesale Water Supply Agreement will end on December 10, 2019. Staff will provide a verbal report to the Board on any comments received.

If the Board approves this allocation approach, staff recommends the District continue utilizing multi-year rate schedules, but the allocation of the fixed charge would change each January, based upon the average water deliveries in the previous five fiscal years. The District would provide the 150-Day Advance Written Notice of Proposed Changes in Water Rates and Charges each July and the Board would consider the revised allocation each December, for implementation in January.

**Attachments:**

Proposed Rate Schedule



August 12, 2019

Joe Duran, General Manager  
Orange Vale Water Company

Tom Gray, General Manager  
Fair Oaks Water District

Hilary Straus, General Manager  
Citrus Heights Water District

Marcus Yasutake, Environmental and Water Resources Director  
City of Folsom

**Subject: 150-Day Advance Written Notice of Proposed Changes in Water Rates and Charges**

Gentlemen:

This letter is sent in accordance with Section 11 of the Wholesale Water Supply Agreements between the San Juan Water District and your agencies, to advise of a proposed change in the allocation of the fixed quarterly charge for calendar year 2021.

In December 2019, at the request of the Wholesale Customer Agencies, the San Juan Water District's Board of Directors approved a change in the allocation of the fixed service charge. Prior to the change, the fixed service charge was allocated to each agency based upon a blend of their average water deliveries during calendar years 2012-2016 and the relative number of customer accounts. In December 2019, the Board approved a new methodology wherein the service charge is allocated each calendar year based upon the rolling 5-year average of water deliveries. Under this new methodology, the total amount of revenue to be collected via the service charge remains as set by the Financial Plan, but the allocation changes each January based upon the past five years of water deliveries per agency.

The calculation of the proposed rate change, as well as the effect upon each agency, and the proposed rate schedule is included as an attachment to this letter. The 150-day comment period provided in Section 11 of the Wholesale Water Supply Agreements will end on January 9, 2021. The District's Board of Directors will consider adopting the revised rates at the first January board meeting subsequent to January 9, 2021, likely January 13, 2021.

Directors

Edward J. "Ted" Costa

Marty Hanneman

Kenneth H. Miller

Dan Rich

Pamela Tobin

General Manager

Paul Helliker

If you have any questions or need further information, please feel free to contact Donna Silva, our Director of Finance, or me.

Sincerely,

A handwritten signature in blue ink that reads "Paul Helliker". The signature is written in a cursive, flowing style.

Paul Helliker, General Manager  
San Juan Water District  
Attachments (2)



## CY 2021 Allocation Base - Past Five Years Water Use (In Acre Feet per Fiscal Year)

	<b>CY 2021</b>
Fixed Rates to be Collected Per Adopted Financial Plan	\$8,990,244
Excluding 2019 Debt	\$6,900,984
<b>Quarterly Charge to Allocate</b>	<b>\$1,725,246</b>

	<b>FY 2015-16</b>	<b>FY 2016-17</b>	<b>FY 2017-18</b>	<b>FY 2018-19</b>	<b>FY 2019-20</b>	<b>Five Year Total</b>	<b>Allocation</b>	<b>CY 2021 Quarterly Charge</b>
San Juan Water District	10,213.48	10,752.25	11,520.25	10,863.93	11,828.99	55,178.90	32.82%	566,188.84
Citrus Heights Water District	9,133.82	9,774.53	11,201.75	11,189.47	11,407.19	52,706.76	31.35%	540,822.34
Fair Oaks Water District	7,137.00	7,287.57	6,399.68	7,991.04	7,779.93	36,595.22	21.77%	375,502.32
Orange Vale Water Company	3,189.57	3,473.05	3,949.80	3,822.14	3,789.75	18,224.31	10.84%	186,999.03
City of Folsom	963.11	1,061.65	1,132.42	1,080.37	1,194.05	5,431.60	3.23%	55,733.47
<b>Totals</b>	30,636.98	32,349.05	34,203.90	34,946.95	35,999.91	168,136.79	100%	1,725,246

<b>Impact Per Agency on Proposed Change in Allocation of Quarterly Charges</b>			
	Current CY 2021 Quarterly Charge	Proposed CY 2021 Quarterly Charge	Difference
San Juan Water District	562,405	566,188.84	3,783.84
Citrus Heights Water District	535,421	540,822.34	5,401.34
Fair Oaks Water District	381,902	375,502.32	(6,399.68)
Orange Vale Water Company	188,916	186,999.03	(1,916.97)
City of Folsom	56,602	55,733.47	(868.53)
	\$ 1,725,246	\$ 1,725,246	\$ (0.00)



**San Juan Water District  
Proposed Wholesale Rate Schedule  
Calendar Year 2021**

Calendar Year	2021
<b>San Juan Water District - Retail</b>	
Water Usage Rate (\$A/F)	\$ 81.14
Quarterly Fixed Charge	\$ 566,188.84
2019 Debt Charge (1)	\$ 133,920.00
<b>Citrus Heights Water District</b>	
Water Usage Rate (\$A/F)	\$ 81.14
Quarterly Fixed Charge	\$ 540,822.34
2019 Debt Charge (1)	\$ 125,550.00
<b>Fair Oaks Water District</b>	
Water Usage Rate (\$A/F)	\$ 81.14
Quarterly Fixed Charge	\$ 375,502.32
2019 Debt Charge (1)	\$ 96,255.00
<b>Orange Vale Water Company</b>	
Water Usage Rate (\$A/F)	\$ 81.14
Quarterly Fixed Charge	\$ 186,999.03
2019 Debt Charge (1)	\$ 46,035.00
<b>City of Folsom</b>	
Water Usage Rate (\$A/F)	\$ 81.14
Hinkle Pump Station Surcharge (\$/AF) (2)	\$ 102.00
Quarterly Fixed Charge	\$ 55,733.47
2019 Debt Charge (1)	\$ 12,555.00
Direct Portion of 2012 Debt (2)	\$ 21,488.00
<b>Sacramento Suburban Water District</b>	
Treat and Wheel Rate (3)	\$ 220.16

**Notes:**

- (1) Anticipated Debt for the Hinkle Reservoir Rehabilitation Project. Charge will not be assessed until debt is issued and repayment schedule is finalized. The 2019 Debt Charge will be removed and the Quarterly Fixed Charge will increase accordingly.
- (2) Unique charges to City of Folsom and revenue to the San Juan Retail water system.
- (3) Per negotiated agreement based on financial plan. No change proposed.





November 19, 2020

Via Email and U.S. Mail

Donna Silva, Director of Finance  
San Juan Water District  
9935 Auburn-Folsom Road  
Granite Bay, CA 95746

Re: 150-Day Notice

Dear Donna:

Thank you for providing the 150-Day notice referenced in paragraph 11A of San Juan Water District's wholesale water supply agreements with each of our two agencies. So that Citrus Heights Water District and Fair Oaks Water District can fully review San Juan's proposed changes in wholesale and water rates and charges for 2021, we ask that you provide us with copies of the following documents in their native formats (presumably Excel) as soon as possible for all water years 2015 to current, consistent with Section 12(k) of the agreements:

- Cost allocation plan, including allocations between San Juan wholesale and San Juan retail, including operating and capital accounts
- Supporting documents showing the basis of allocation, including general ledger reports (Excel) and any narrative description of such allocation (the latter document may be in Word)
- Underlying trial balance spreadsheets or documents by department and by fund
- Chart of accounts

We would appreciate receiving the above-listed spreadsheets and documents no later than close of business Thursday, December 3, 2020, so that we can timely complete our review. You will receive a separate email with dropbox instructions.

Sincerely,

Susan Talwar  
Director of Finance and  
Administrative Services  
CHWD

Tom R. Gray  
General Manger  
FOWD

CC: Paul Helliker, General Manger, SJWD  
Hilary Straus, General Manager, CHWD

**STAFF REPORT**

---

To: Board of Directors  
 From: Donna Silva, Finance Director  
 Date: January 27, 2021  
 Subject: Rates, Fees, Charges and Deposits – Revisions and Additions

---

**RECOMMENDED ACTION**

Approve revisions to specific user fees to reflect increased costs and approve new equipment use charges. This item will be reviewed by the Finance Committee on January 26, 2021.

**BACKGROUND**

The District conducts periodic Financial Plan and Rate Studies, to guide the overall financial health of the District and to set retail and wholesale water rates, which comprise the majority of the District’s revenues. However, there are a variety of fees, charges (fines) and deposits that the District assesses and collects that are outside the scope of the Financial Plan and Rate Study. Sometimes referred to as “user fees” or “fees-for-service” these charges relate to activities that provide specific benefit to a single entity, or are a penalty intended to dissuade undesirable and costly activities, such as illegal connection to a hydrant and water theft.

The District completed a user fee study, resulting in Board approval of new and updated user fees in December 2019. The law precludes the District from charging anything more than full cost. However, charging less than the full cost results in these activities being subsidized by the water rates paid by all customers. As such, the Board authorized the General Manager to apply annual inflation adjustments to the user fees. Those fees have been increased by 1.4% in accordance with the November 2019 CPI for West Cities B. Non-inflationary fee adjustments and new fees require Board approval.

Staff is proposing the creation of 3 new fees as follows:

Description	Frequency/Unit	Amount
Transport Trailer Use	Per hour	.76
Compressor Use	Per hour	1.24
Concrete Saw Use	Per hour	.12


These pieces of equipment are regularly used by Field Services when someone damages district property such as hydrants in vehicle accidents, or pipelines during various construction projects. With these fees in place staff will be able to bill insurance companies and developers for cost recovery on the use of District equipment.

Staff is proposing an adjustment to the Backflow Device Testing Fee. Backflow devices allow water to flow in one direction, but never in the opposite direction. Backflow devices prevent drinking water from being contaminated due to backflow of stale or otherwise contaminated water on the customer's side of the meter. The District requires a backflow prevention device to be installed on properties that have a non-passive purge fire sprinkler system, or other auxiliary water source or contaminants on site that have the potential to infiltrate the District's water supply.

The majority of the backflow devices are tested by a company hired by the District. They have advised that their costs are higher than they had anticipated and have they have increases their rates accordingly. Staff recommends increasing the rate from \$44 to \$54 to capture the contractor's rate increase.

# Operations Plan Report Card FY 2020-21

On Track  
Delayed  
Issues



## ADMINISTRATION/WATER RESOURCES/IT


Task	Original Target Date	Updated Target Date	Completion Date	Comments
Water Quality Control Plan – represent District interests and collaborate with regional and statewide partners to ensure the WQCP is reasonable and achievable.	Ongoing			
Delta conveyance – engage as necessary to protect District interests as new project developed, permits sought.	Ongoing			
Organize and conduct joint project with neighboring water agencies on collaboration and integration of projects and programs	1/2021	2/2021		
Monitor and respond to regulatory proposals from the SWRCB and DWR in the “Making Conservation a Way of Life” program (water loss regulations, indoor and outdoor efficiency standards, reporting, etc.); collaborate with ACWA, RWA and others around the state to ensure regulations are reasonable	Ongoing			
Develop an agreement with PCWA to provide treatment and conveyance capacity for their West County water supply needs.	6/2021			I would change this to ongoing since PCWA schedule is very long term
Prepare 2020 Urban Water Management Plan, including collaboration with WCAs	6/2021			
If conditions warrant and allow, complete actions necessary to implement a groundwater substitution and/or conserved water transfer	6/2021			
Prepare annual water rights reports to SWRCB and submit estimated schedule of deliveries of PCWA and CVP supplies to Reclamation	Post-14 > 4/1/21 Pre-14 > 6/30/21 Reclamation > 3/31/21			
Provide Monthly summary reports to Reclamation showing usage of water rights, PCWA, and CVP supplies, as well as treatment of SSWD’s PCWA deliveries	The 10 <sup>th</sup> of the following month			
2 <sup>nd</sup> Annual SJWD Employee Kids Day	8/2021			
Complete Board Policy Updates	6/2021			
Facilitate Records Inventory Process	6/2021			

## CUSTOMER SERVICE

Task	Target Date	Updated Target Date	Completion Date	Comments
Cross train customer service staff to be proficient in customer service related functions to build redundancy to accommodate vacations, illnesses and staff turnover	6/2021			
Work with Field Service and Water Efficiency staff to diagnose customer meter problems and repair promptly	6/2021			

# Operations Plan Report Card FY 2020-21

On Track  
Delayed  
Issues



## DISTRIBUTION (Field Services)

Task	Target Date	Updated Target Date	Completion Date	Comments
Complete the 2020 CO-OP Maintenance Program	6/2021		1/2021	
Complete the 2020 Cross Connection Control Program	12/2020		12/2020	
Complete the 2020 Leak Detection Program	6/2021		12/2020	
Complete the 2020 Air/Vacuum Relief Valve Program	6/2021		12/2020	
Complete the 2020 Dead End Flushing Program	6/2021		8/2020	
Complete the 2020 Valve Exercise Program	6/2021			
Complete the 2020 Hydrant Maintenance Program	6/2021			
Complete the 2020 Commercial Meter Program	6/2021		12/2020	
Complete the 2020 Residential Meter Program	12/2020		12/2020	
Implement the new GIS/Cityworks Programs for District Operations	12/2020		8/2020	
Complete a meter replacement study in conjunction with the Citrus Heights Water District, with participation of other regional partners	12/2020	6/2021		

## ENGINEERING SERVICES


Task	Target Date	Updated Target Date	Completion Date	Comments
Complete the construction of the WTP South Filter Basin Rehabilitation Project	5/2021			
Complete construction of the Hinkle Reservoir Outage Temporary Tanks and Civil Site Improvements	12/2020		12/2020	
Complete the SJWD/PCWA Intertie	12/2020	6/2021		
Complete the 2020 Arc Flash Hazard Assessment Project	6/2021			
Complete an update of the Wholesale Master Plan	6/2021			
Complete construction of the WTP Residual Area Storm Water Lift Station	6/2021			
Complete installation of "Low Flow" pumps in Castellanos Pump Station and Upper Granite Bay	12/2020			

# Operations Plan Report Card FY 2020-21

On Track

Delayed

Issues



## FINANCE and HUMAN RESOURCES

Task	Target Date	Updated Target Date	Completion Date	Comments
Complete funding agreement for State Revolving Loan Funds for Hinkle Reservoir Project	6/2021			Engineering working on Technical Package
Complete funding application for Kokila Reservoir Project	6/2021			
Implement GASB Statement 87 on Accounting for Leases	6/2021	6/30/2021		due date extened by GFOA due to pandemic
Complete review of District's Compliance with FLSA.	9/1/2020	10/2020	10/2020	Review complete - need to calculate and process back pay, conduct outreach to employees and change practices.
Complete Disaster Preparedness Planning and Documentation for Business Continuity	12/2020			First Draft Complete
Commence 5-Year Financial Plan and Rate Study	1/2021			Doing Retail only. Wholesale will be done after completion of master plan.
Complete an overhaul of the Employee Manual, updating District ordinances and policies as necessary	9/2020	12/2020	12/16/2020	
Complete revisions to Treatment Plant Shift Operators MOU	9/1/2020	11/2020		

## WATER EFFICIENCY

Task	Target Date	Updated Target Date	Completion Date	Comments
Rehabilitate outdated sections of the demonstration WEL (Water Efficient Landscape) Garden (wholesale)	6/2021			
Provide 4 educational customer workshops (wholesale)	6/2021			Promoting online workshops via RWA
Implement rebate incentive programs and provide on-site assistance to 100 customers to support State mandated water use reductions requirements	6/2021			May be delayed if COVID restrictions still in place
Conduct a student art calendar contest to be distributed to all wholesale agencies	6/2021			
Test and replace inoperable radio read units upon failure and send failed meter information to Field Services for replacement.	6/2021			

## WATER TREATMENT

Task	Target Date	Updated Target Date	Completion Date	Comments
Complete Breaker Replacements in Backwash Hoods	3/2021		9/2020	
Complete 1 Year Phosphorus Study and Effects on Raw Water	11/2020		11/2020	
Purchase New Lab Top Particle Counter	8/2020		8/2020	
Install New Operator Work Stations	4/2021			
Develop/Implement Valve Identification System	6/2021			
Evaluate/Study Backwash Water Strategy for Power Optimization	6/2021			
Upgrade Chlorine Building Security Monitoring	5/2021			

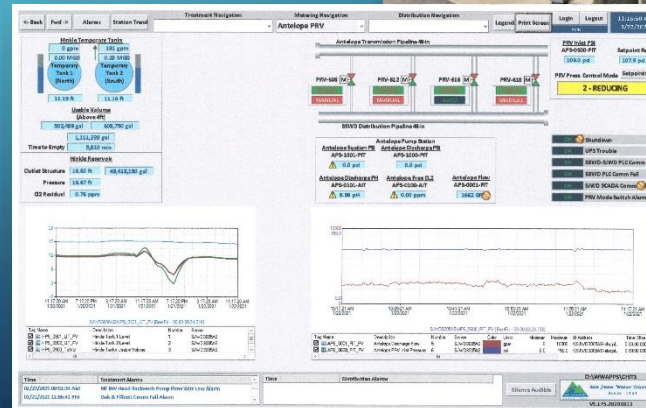

# HINKLE RESERVOIR OUTAGE OPERATIONS PLANNING PROJECT

BOARD OF DIRECTORS MEETING  
SAN JUAN WATER DISTRICT  
JANUARY 27, 2021



# OPERATIONAL PROJECT COMPONENTS COMPLETED

- Operational Strategy Hydraulic Modeling
- 110' and 120' Diameter Tanks and 24" Pipeline Installed
- System Overflow Pipeline and Site Improvements
- Modifications to SSWD's Antelope Pressure Reducing Valve Station
- Cellular Communications to Antelope Station
- SCADA Control Improvements
- Initial Operational Testing of the System

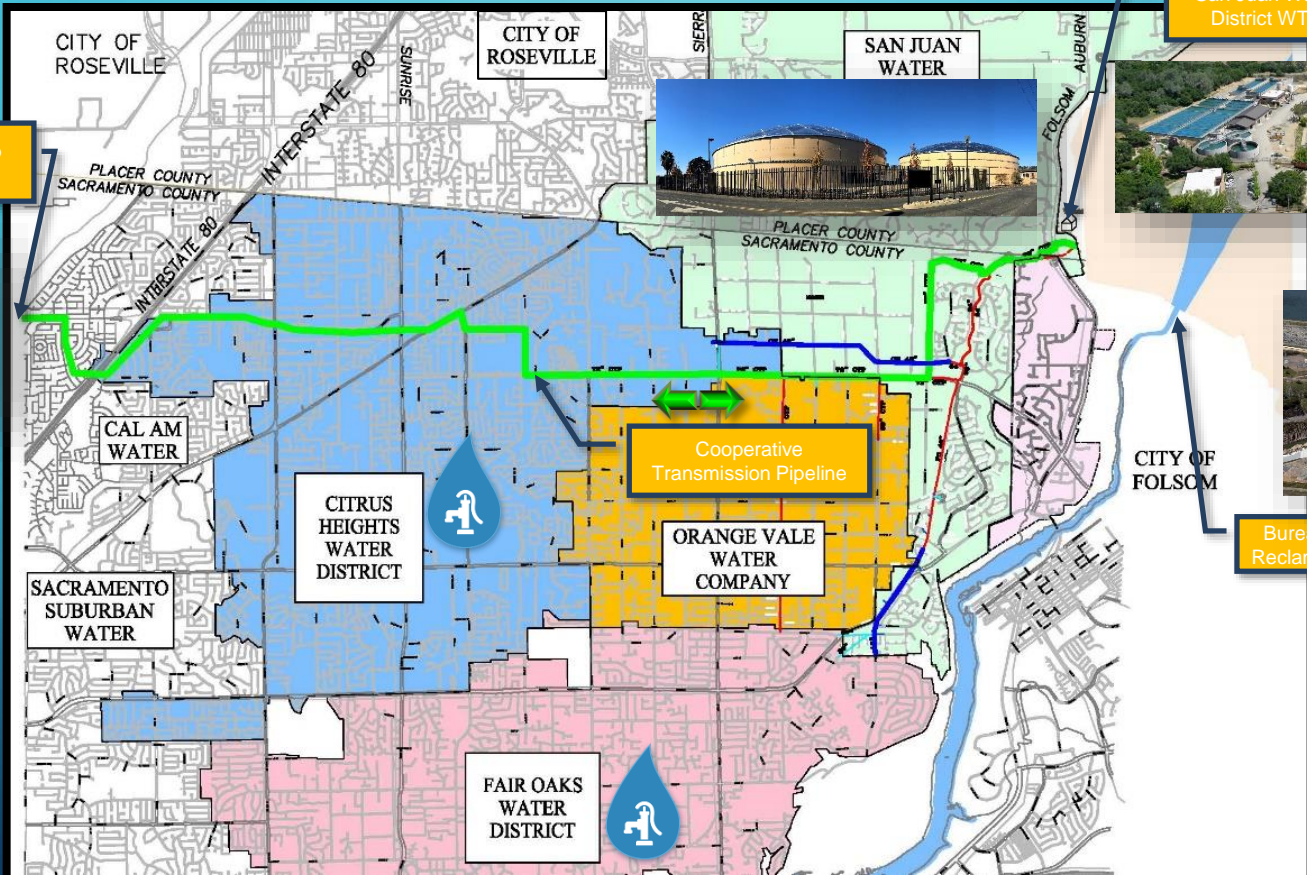




# OPERATIONAL RESPONSE TESTING

Antelope Pump Station

San Juan Water District WTP



Bureau of Reclamation



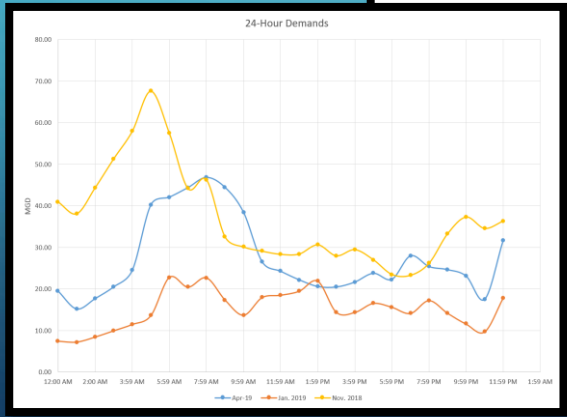
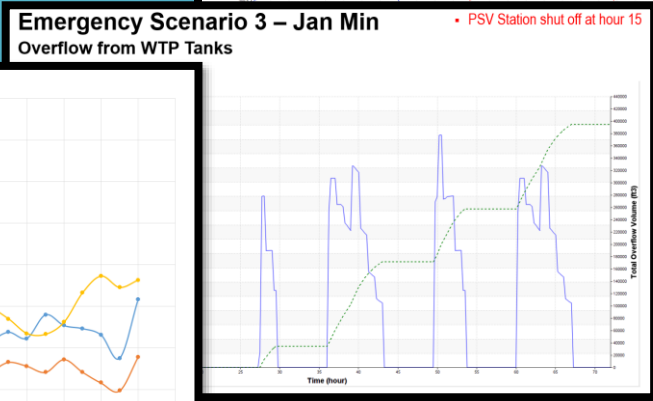
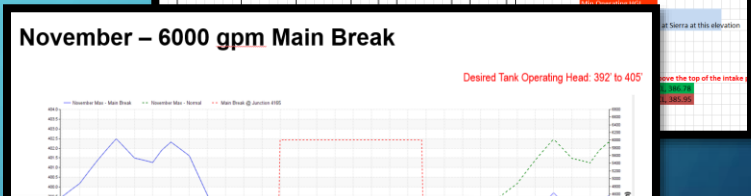
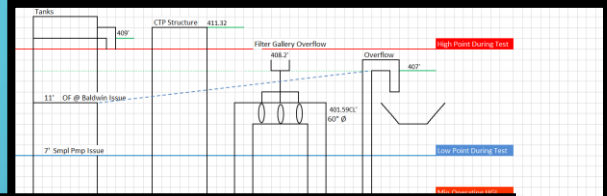
# FUNCTIONAL TESTING

- December
  - SCADA Communications - Complete
  - Initial Tank Operation - Complete
- January
  - Peak Demand - Complete
  - High/Low Rapid Demand Change (Well Operation/Fire Flow Response) - - Complete
  - Short Term WTP Outage – This Week
- February
  - Long Term WTP Outage
  - SSWD PRV Failure
- March
  - USBR Pump Failure
  - Continuous Operation – Workweek
  - Continuous Operation – 2 Weeks
    - *Planned Outages*
- April
  - High Demand Continuous Operation – 2 Weeks
    - *Planned Outages*

**\*\* Pre-Testing and After Action Meetings Mandatory**


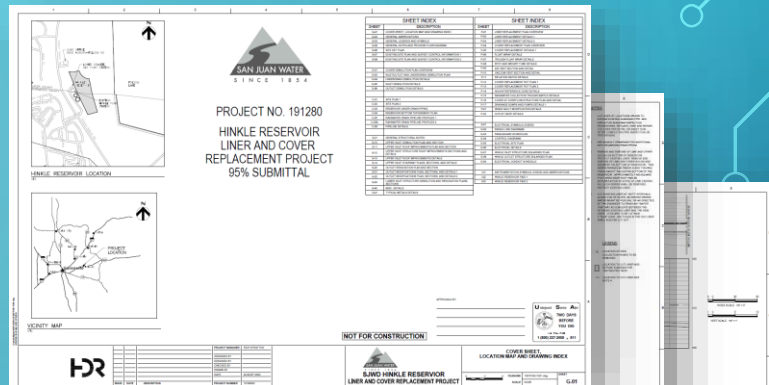
# IDENTIFIED IMPROVEMENTS/CHALLENGES

- Tank Conveyance Improvements
- November/April Peak Demand Management
- SCADA Control Improvement



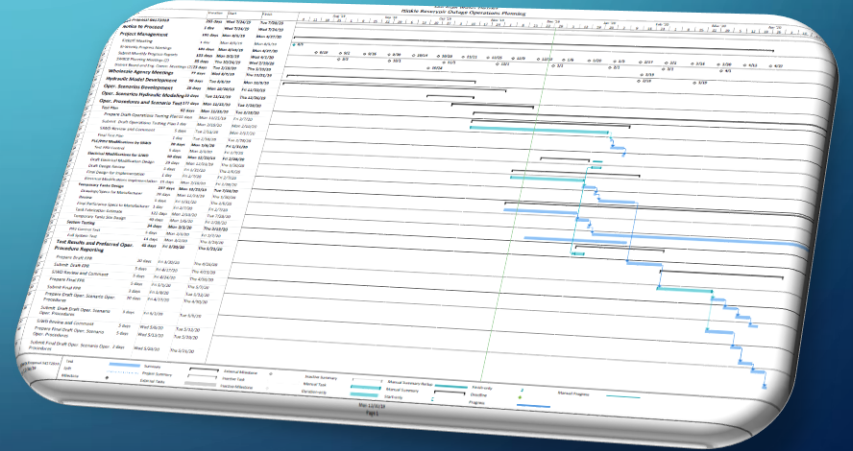
# HINKLE DESIGN UPDATE

- 95% Plans and Specifications Completed
- SRF Loan Technical Package Submitted
- DSOD Review Complete
- Anticipated Out to Bid: March 2021



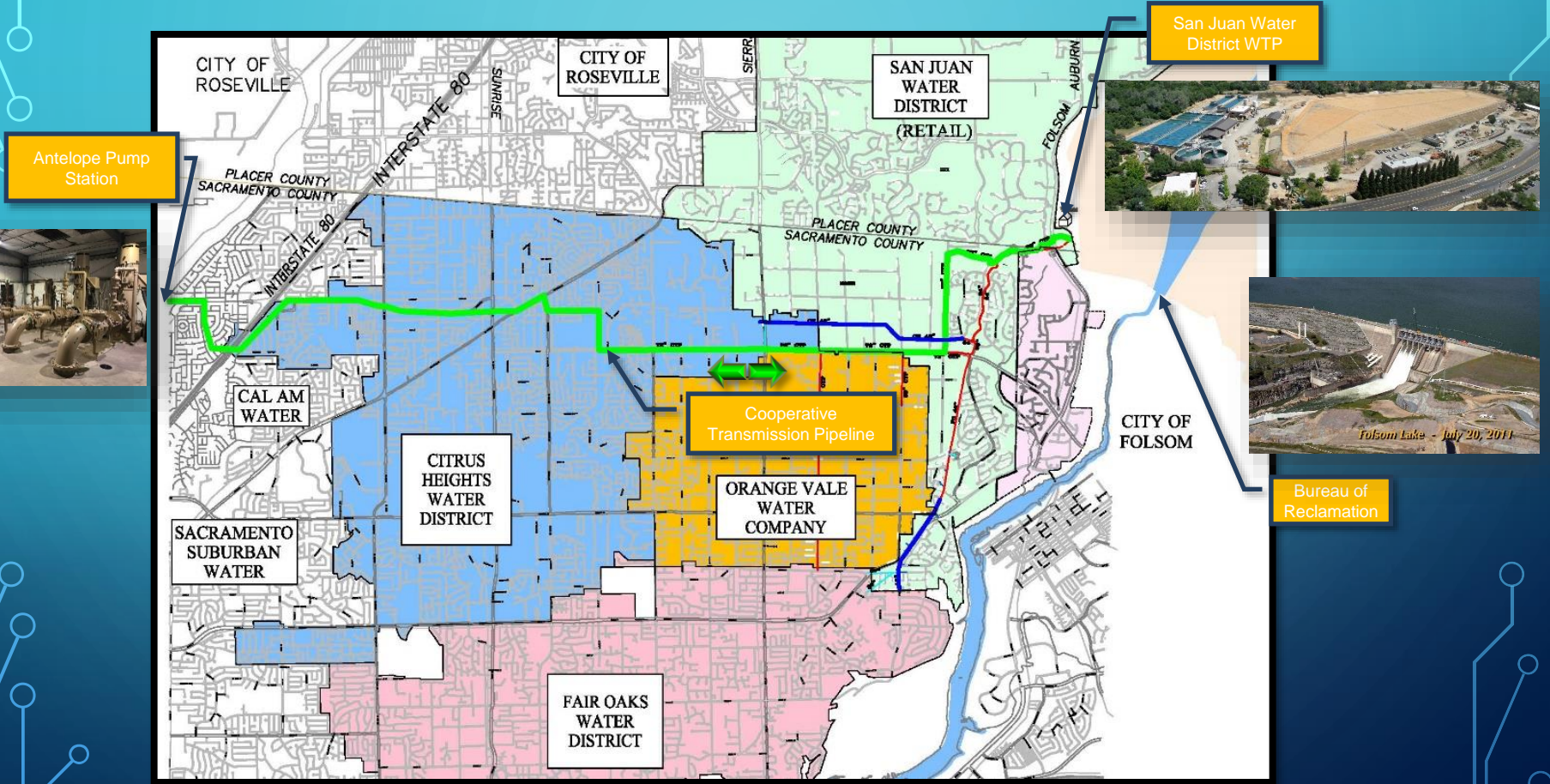
# UPCOMING MILESTONES

- Regional Training/Testing: December 2020 – April 2021
- Construction Phase: Anticipated Start: June/July 2021
- 6-Month Possible Outage: Nov. 2021 to April 2022





# SYSTEM AT 50 THOUSAND FEET





# AGENDA ITEM V-1

## SAN JUAN WATER DISTRICT DIRECTOR COMMITTEE ASSIGNMENTS 2021

### INTERNAL COMMITTEE ASSIGNMENTS

<u>Committee</u>	<u>Chair</u>	<u>Member</u>	<u>Alternate</u>
Engineering	Marty Hanneman	Dan Rich	Ken Miller
Finance	Ted Costa	Marty Hanneman	Ken Miller
Personnel	Ken Miller	Ted Costa	Marty Hanneman
Public Information	Ken Miller	Dan Rich	Pam Tobin
Urban Water Management/ Water Transfer	Dan Rich	Marty Hanneman	Ted Costa
2x2 PCWA/SJWD Ad Hoc	Pam Tobin	Marty Hanneman	Dan Rich
2x2 SSWD/SJWD Ad Hoc		Ted Costa/ Pam Tobin	Dan Rich
Collaboration/Integration		Dan Rich/ Ken Miller	Marty Hanneman

### EXTERNAL COMMITTEE ASSIGNMENTS

<u>Committee</u>	<u>Assignment</u>	<u>Alternate</u>
ACWA Energy	Ted Costa	Marty Hanneman
ACWA	Pam Tobin	
ACWA JPIA	Pam Tobin	
CVP Water Users Assn.	Ted Costa	
RWA	Pam Tobin/Greg Zlotnick	Ted Costa/Dan Rich
SGA	Ted Costa	Marty Hanneman/Pam Tobin
Water Forum	Paul Helliker/Greg Zlotnick	Public Member: Amber Beckler

## STAFF REPORT

---

To: Board of Directors  
From: Greg Zlotnick  
Water Resources Manager  
Date: January 27, 2021  
Subject: New 5-Year Warren Act Contract

---

### Recommended Action

Authorize President Tobin to sign the final version of the proposed new 5-Year Warren Act Contract (“Contract”) with the United States Bureau of Reclamation (“Reclamation”), upon recommendation of the General Manager and District Counsel, if it is materially the same as the draft contract (attached).

Staff requests this authorization now because Reclamation’s public and internal review process for the new Contract will extend into February and it will be difficult to secure necessary Reclamation approvals of the new Contract before the current Contract expires on February 28, 2021, if we wait to secure Board approval at the next regular meeting on February 24, 2021.

### Background

As noted above, the District’s existing Contract with Reclamation expires February 28, 2021.

This Contract establishes the conditions of, and payment requirements for, Reclamation’s delivery of non-Reclamation water supplies to the District, i.e., the entitlement water the District purchases from Placer County Water Agency.

Although Reclamation delivers the District’s water rights water too, those deliveries are governed by the District’s separate Settlement Contract with Reclamation.

The new 5-year Contract is essentially the same as the expiring Contract.

While we had expected to secure another 25-year contract at this time – which was the term of the expiring contract – Reclamation was unable to commit to providing that length of term because to do so would have required additional review and negotiation beyond its ability to confidently assure timely approval because of limited administrative capability resulting from remote staffing as a consequence of the pandemic.

Staff will immediately initiate efforts with Reclamation to secure a new 25-year Warren Act Contract, in hopes of bringing it to the Board for consideration before the end of 2022.

## **Budget Impact**

Reclamation was required to prepare an *Environmental Assessment* and post it for public comment as part of its process to issue the new Contract. The District prepaid \$32,000, based on an estimate provided by Reclamation, to reimburse Reclamation for its staff costs to do so. At this time, we do not know if all of those funds were used or whether Reclamation will seek additional funds to cover its costs.

## STAFF REPORT

---

To: Board of Directors

From: Paul Helliker, General Manager

Date: January 27, 2021

Subject: Facilitated Discussions with Wholesale Customer Agencies

---

### **RECOMMENDED ACTION**

Information and Discussion

### **BACKGROUND**

The relations between San Juan and its Wholesale Customer Agencies have been generally collaborative and effective – we jointly operate a system that supplies reliable, safe and very affordable water to a population of 150,000 customers, and we work together with neighboring agencies to provide mutual support to each other. Even under extreme conditions such as those of the 2013-15 drought, our partnership has been robust.

At times we have disagreements that need formal resolution, such as the litigation with Fair Oaks Water District over the renovation of the Fair Oaks 40 pipeline, or through less adversarial processes, such as the negotiated agreement on payment for groundwater pumped in 2014. Partnerships have also waxed and waned, for example the water transfer that we conducted in 2018 with Fair Oaks Water District (FOWD) and Citrus Heights Water District (CHWD), and their choice not to join us in doing so in 2020.

We have used ad hoc Board committees to focus on specific topics, such as the ad hoc committee with FOWD that focused on their proposal for modifications to wholesale water rates, or the current ad hoc committee that is part of the 7-agency collaboration/integration project.

As we move forward to address current and evolving challenges such as a changing climate, more variable water supplies, increasing regulation and more, it may be helpful to improve the relations with the Boards of Directors of various Wholesale Customer Agencies, through the use of a facilitator – assuming that those Boards would be interested in doing so. Various organizations can provide such services, and one with whom we are working now on the update of the Water Forum Agreement is the Consensus Building Institute.

## STAFF REPORT

---

To: Board of Directors  
From: Paul Helliker, General Manager  
Date: January 27, 2021  
Subject: ACWA News and the Region

---

### RECOMMENDED ACTION

Information and Discussion

### BACKGROUND

President Tobin requested to have a discussion with the Board about ways to enhance news posts in the ACWA News for agencies in Northern California.

Here are statistics from the 4<sup>th</sup> quarter from ACWA News. “Nor Cal” means agencies north of the Tehachapi Mountains, and “So Cal” means from those south of there. This is the line of demarcation used to define the alternating areas from which Vice Presidents are elected.

Month/Item	ACWA posted	Member-posted – Nor Cal	Member-posted - So Cal
October	17	3	25
November	14	8	17
December	22	5	26
TOTALS	53	16	68

# STAFF REPORT

# AGENDA ITEM VI-1.1

---

To: Board of Directors  
From: Paul Helliker, General Manager  
Date: January 27, 2021  
Subject: General Manager's Monthly Report (December)

---

## RECOMMENDED ACTION

For information only, no action requested.

## TREATMENT PLANT OPERATIONS

### *Water Production*

Item	2020	2019	Difference
Monthly Production AF	1,973.46	1,789.31	10.3%
Daily Average MG	20.74	18.81	10.3%
Annual Production AF	42,829.88	48,826.97	-12.3%

### *Water Turbidity*

Item	December 2020	November 2020	Difference
Raw Water Turbidity NTU	2.23	2.04	9%
Treated Water Turbidity NTU	0.022	0.021	5%
Monthly Turbidity Percentage Reduction	99.01%	98.95%	

### *Folsom Lake Reservoir Storage Level AF\**

Item	2020	2019	Difference
Lake Volume AF	288,849	509,194	-43%

AF – Acre Feet

MG – Million Gallons

NTU – Nephelometric Turbidity Unit

\* Total Reservoir Capacity: 977,000 AF

### *Other Items of Interest:*

- Replaced Solids Handling Building/MCC cooling unit
- Perform annual chlorine system rebuild – in house
- Perform annual WTP valve exercises
- Perform alum tank inspection and cleaning
- Perform annual confined space equipment re-certification
- Perform annual Breathing Air System maintenance – chlorine building
- Completed annual Division of Safety of Dam inspection of Hinkle Reservoir dam and annual valve exercise

**SYSTEM OPERATIONS**

*Distribution Operations:*

Item	December 2020	November 2020	Difference
Leaks and Repairs	10	10	0
Mains Flushed	0	0	0
Valves Exercised	0	0	0
Back Flows Tested	4	23	-19
Customer Service Calls	36	39	-3

*Distribution System Water Quality:*

Water Quality Samples Taken	# Failed Samples	Supporting Information
50 Lab	0	
17 In-House	0	

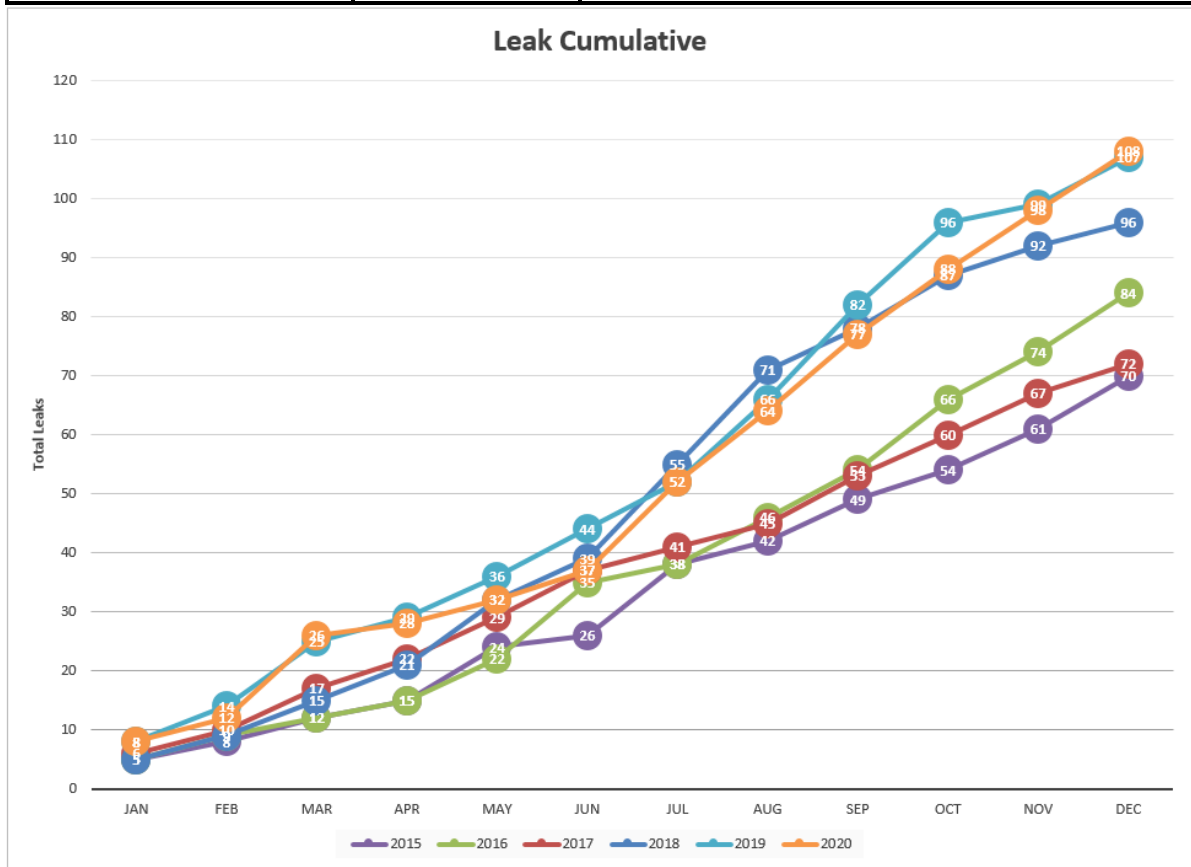


Figure 1: Annual Distribution System Leaks

**CUSTOMER SERVICE ACTIVITIES**

*Billing Information for Month of December*

<b>Total Number of Bills Issued</b>	<b>Total Number of Reminders Mailed</b>	<b>Total Number of Shut-off Notices Delivered</b>	<b>Total Number of Disconnections</b>
5067	564	0	0

*Water Efficiency Activities*

<b>Water Waste Complaints Received</b>	<b>Number of Customers Contacted for High Usage (potential leaks)</b>	<b>Number of Rebates Processed</b>	<b>Number of Meters Tested/Repaired (non-reads)</b>
4	147	3	85

*Other Activities*

- Highest number of system leaks in the last six (6) years.



**ENGINEERING - NEW URBAN DEVELOPMENTS (SJWD Retail Service Area)**

<b>Project Title</b>	<b>Description</b>	<b>Status</b>	<b>Issues / Notes</b>
Chula Acres	4-Lot Minor Subdivision (8149 Excelsior Ave)	In Construction	Water main installed. Construction in process.
GB Memory Care	Commercial Business (6400 Douglas Blvd)	In Design Review	Planning for 2021 const. start
Eureka Grove (former Greyhawk III Proj.)	44 high-density & 28 SFR lots (NE Cor. Eureka & SCB)	In Construction	Construction started October 2020.
Premier Soleil (formerly Granite Bay Townhomes)	52-Lot Subdivision (Douglas, east of Auburn Folsom)	In Construction	Construction started October 2020.
Greenside Parcel Split (5640 Macargo)	Minor parcel split of 2.0-Ac parcel into 3 lots	In Design Review	Design reviewed and returned. Waiting for resubmittal.
Placer County Retirement Residence (3905 Old Auburn)	Commercial Business (145-Unit Multi-story Assisted Living Facility; 3865 Old Auburn Rd)	In Design Review	Planning for 2021 const. start
Pond View	Commercial Business (5620 5630 5640 Douglas Blvd)	Approved for Construction	Planning to begin const in 2021
Quarry Ridge Prof. Office Park	Comm Business (4 parcels to develop 4 gen/med office Bldgs; NE Corner of Douglas and Berg)	In Construction	Construction complete. In project close-out.
Self Parcel Split (3600 & 3630 Allison Ave)	4 Lot Minor Subdivision (on a new street "Laura Lane", off Allison Dr.)	In Construction	Construction nearing completion, finish in 2021.
The Park at Granite Bay	56 lot Subdivision (SCB south of Annabelle)	Approved for Construction	Mass grading done. Re-start in 2021.
The Residences at GB	4-Lot Minor Subdivision (NW Cor. Barton & E Rsvl Pkwy)	In Design Review	
Ventura of GB	33-Lot High Density Subdivision (6832 Eureka Rd)	In Design Review	Initially will only have one source of supply connection, planning for a future 2 <sup>nd</sup> connection.
Wellquest Senior Living (prior Ovation)	Commercial Business (114-Unit 2-story Assisted Living Facility; 9747 Sierra College Blvd.)	In Construction	Construction nearing completion, finish in 2021.
Whitehawk II	56-Lot Subdivision (Douglas, west of Barton)	In Design Review	Design submitted, under review now

**ENGINEERING - CAPITAL PROJECTS**

*Status Update for Current Retail Projects*

<b>Project Title</b>	<b>Description</b>	<b>Status</b>	<b>Issues / Notes</b>
Retail Master Plan Update	Update the 2005/7 Retail Master Plan	Underway	
SCADA Radio Replacements – North Phase	Replace outdated 900 MHz radios with 173 MHz equipment	Under Construction	Radio router issues have now been resolved
GIS Implementation	Update the aged GIS with new software and integrate with the CMMS and FIS/CIS systems	In Project Close-out	Testing and training sessions completed.
Spahn Ranch Rd. Main Extension	Install new pipeline; provides looped distribution network	In Design	Construction in FY 20/21
Cavitt Stallman 12" (Mystery Cr to Oak Pines)	Install new pipeline on Cavitt Stallman between Mystery Creek Ln and Oak Pines Ln.	In Design	Construction in FY 20/21
Woodminister Services Replacements	Replace 18 aged services	In Design	Construction in FY 20/21
Kokila (SJWD/PCWA) 12-Inch Intertie Pipeline	Interconnection with PCWA	In Design	Partial funding with RWA grant. Construction in FY 20/21
Canyon Falls Village PRS Replacement	Rehabilitation of an existing Pressure Reducing Station (PRV) located near the intersection of Canyon Falls Drive and Santa Juanita Ave.	East PRS is now completed, doing design for West PRS	Construction in FY 20/21
Eastridge Dr CV Station	Design and construct CV station between Sierra and Gravity Zones. Needed to supply 3,125-gpm fire flow for the Wellquest project on SCB	Complete	
UGB & LGB Low Flow Pumps and LGB/CP MOV	Installation of two new low flow pumps, one each at the Lower and Upper Granite Bay pump stations	In Construction	Installation and commission in FY 20/21

*Status Update for Current Wholesale Projects*

<b>Project Title</b>	<b>Description</b>	<b>Status (% Complete)</b>	<b>Issues/ Notes</b>
WTP Thickeners Lining	Clean, repair and line the interior walls and floor of the three thickeners to eliminate leakage and protect the concrete and reinforcing from damage	Complete	
WTP Filters Improvements	R&R Filter Materials, nozzles, and resurface spalled filter floor and wall areas	In Construction	North Basin completion in FY 19/20 with South Basin in FY 20/21
Hinkle Liner & Cover Repl'mt	Replace both the hypalon cover and liner.	In Design Phase. 95% Design Plans & Specs review comments returned (Also - Operations required Temp Storage Tanks are under design.)	Applying for SRF funding. Planning to operate WTP without Hinkle.
Temporary Storage Tanks	Installation of two temporary ±1.0-MG finished water storage tanks to operate when Hinkle Reservoir is out of service	In Construction	
Lime System Improvements	Improvements for the WTP's lime system control and feeder system	In Design	
WTP On-Site Residuals Management Improvement Project	Management of the WTP residuals disposal area and improvements needed to meet regulatory requirements.	In Construction	Contractor began work in Jan 2021
Bacon and Upper Granite Bay Pump Station Generator Replacements	Replacing generators at both the Bacon Pump Station Facility and at Upper Granite Bay Pump Station	In Design	
Baldwin Chnl Lining and Solar Field Culvert Replacement Project	Lining the Baldwin Ditch on the main campus to minimize costs for maintenance within the ditch and the replacement of the Solar Field Culvert to provide emergency discharge capacity to Baldwin Reservoir	Design and Environmental Underway	

**SAFETY & REGULATORY TRAINING – December 2020**

<b>Training Course</b>	<b>Staff</b>
COVID-19 Operations Plan Update Review	All Staff
SJWD Personnel Manual Update Review	All Staff

**FINANCE/BUDGET**

*See attached*



San Juan Water District, CA

# Wholesale Operating Income Statement

## Group Summary

For Fiscal: 2020-2021 Period Ending: 12/31/2020

Account	Original Total Budget	Current Total Budget	MTD Activity	YTD Activity	Budget Remaining
<b>Fund: 010 - WHOLESALE</b>					
<b>Revenue</b>					
41000 - Water Sales	9,264,600.00	9,264,600.00	0.00	4,784,117.43	4,480,482.57
43000 - Rebate	1,500.00	1,500.00	268.27	458.92	1,041.08
45000 - Other Operating Revenue	0.00	0.00	0.00	638.84	-638.84
49000 - Other Non-Operating Revenue	114,000.00	114,000.00	0.00	13,601.88	100,398.12
<b>Revenue Total:</b>	<b>9,380,100.00</b>	<b>9,380,100.00</b>	<b>268.27</b>	<b>4,798,817.07</b>	<b>4,581,282.93</b>
<b>Expense</b>					
51000 - Salaries and Benefits	4,071,700.00	4,071,700.00	260,203.93	1,748,713.03	2,322,986.97
52000 - Debt Service Expense	896,200.00	896,200.00	0.00	76,279.89	819,920.11
53000 - Source of Supply	503,600.00	503,600.00	4,756.15	306,871.93	196,728.07
54000 - Professional Services	814,400.00	814,400.00	8,842.03	260,259.62	554,140.38
55000 - Maintenance	359,300.00	359,300.00	60,191.34	200,343.93	158,956.07
56000 - Utilities	149,300.00	149,300.00	0.00	113,989.28	35,310.72
57000 - Materials and Supplies	616,100.00	616,100.00	6,666.12	238,783.62	377,316.38
58000 - Public Outreach	49,400.00	49,400.00	0.00	7,645.65	41,754.35
59000 - Other Operating Expenses	562,600.00	562,600.00	114,278.15	349,973.95	212,626.05
69000 - Other Non-Operating Expenses	1,500.00	1,500.00	0.00	1,450.50	49.50
69900 - Transfers Out	617,500.00	617,500.00	0.00	0.00	617,500.00
<b>Expense Total:</b>	<b>8,641,600.00</b>	<b>8,641,600.00</b>	<b>454,937.72</b>	<b>3,304,311.40</b>	<b>5,337,288.60</b>
<b>Fund: 010 - WHOLESALE Surplus (Deficit):</b>	<b>738,500.00</b>	<b>738,500.00</b>	<b>-454,669.45</b>	<b>1,494,505.67</b>	<b>-756,005.67</b>
<b>Total Surplus (Deficit):</b>	<b>738,500.00</b>	<b>738,500.00</b>	<b>-454,669.45</b>	<b>1,494,505.67</b>	

**Fund Summary**

<b>Fund</b>	<b>Original Total Budget</b>	<b>Current Total Budget</b>	<b>MTD Activity</b>	<b>YTD Activity</b>	<b>Budget Remaining</b>
010 - WHOLESAL	738,500.00	738,500.00	-454,669.45	1,494,505.67	-756,005.67
<b>Total Surplus (Deficit):</b>	<b>738,500.00</b>	<b>738,500.00</b>	<b>-454,669.45</b>	<b>1,494,505.67</b>	



San Juan Water District, CA

# Wholesale Capital Income Statement

## Group Summary

For Fiscal: 2020-2021 Period Ending: 12/31/2020

Account	Original Total Budget	Current Total Budget	MTD Activity	YTD Activity	Budget Remaining
<b>Fund: 011 - Wholesale Capital Outlay</b>					
<b>Revenue</b>					
42000 - Taxes & Assessments	1,173,000.00	1,173,000.00	0.00	14,243.23	1,158,756.77
44000 - Connection Fees	75,000.00	75,000.00	9,967.00	75,900.00	-900.00
44500 - Capital Contributions - Revenue	68,600.00	68,600.00	0.00	68,657.74	-57.74
49000 - Other Non-Operating Revenue	178,000.00	178,000.00	0.00	46,426.71	131,573.29
49990 - Transfer In	617,500.00	617,500.00	0.00	0.00	617,500.00
<b>Revenue Total:</b>	<b>2,112,100.00</b>	<b>2,112,100.00</b>	<b>9,967.00</b>	<b>205,227.68</b>	<b>1,906,872.32</b>
<b>Expense</b>					
55000 - Maintenance	250,000.00	250,000.00	0.00	3,746.95	246,253.05
61000 - Capital Outlay	5,829,000.00	5,829,000.00	460,629.44	2,475,458.91	3,353,541.09
<b>Expense Total:</b>	<b>6,079,000.00</b>	<b>6,079,000.00</b>	<b>460,629.44</b>	<b>2,479,205.86</b>	<b>3,599,794.14</b>
<b>Fund: 011 - Wholesale Capital Outlay Surplus (Deficit):</b>	<b>-3,966,900.00</b>	<b>-3,966,900.00</b>	<b>-450,662.44</b>	<b>-2,273,978.18</b>	<b>-1,692,921.82</b>
<b>Total Surplus (Deficit):</b>	<b>-3,966,900.00</b>	<b>-3,966,900.00</b>	<b>-450,662.44</b>	<b>-2,273,978.18</b>	

**Fund Summary**

<b>Fund</b>	<b>Original Total Budget</b>	<b>Current Total Budget</b>	<b>MTD Activity</b>	<b>YTD Activity</b>	<b>Budget Remaining</b>
011 - Wholesale Capital Outlay	-3,966,900.00	-3,966,900.00	-450,662.44	-2,273,978.18	-1,692,921.82
<b>Total Surplus (Deficit):</b>	<b>-3,966,900.00</b>	<b>-3,966,900.00</b>	<b>-450,662.44</b>	<b>-2,273,978.18</b>	





San Juan Water District, CA

# Retail Operating Income Statement

## Group Summary

For Fiscal: 2020-2021 Period Ending: 12/31/2020

Account	Original Total Budget	Current Total Budget	MTD Activity	YTD Activity	Budget Remaining
<b>Fund: 050 - RETAIL</b>					
<b>Revenue</b>					
41000 - Water Sales	12,806,500.00	12,806,500.00	1,067,699.74	5,203,851.86	7,602,648.14
45000 - Other Operating Revenue	420,000.00	420,000.00	16,593.34	153,570.03	266,429.97
49000 - Other Non-Operating Revenue	204,700.00	204,700.00	0.00	55,587.23	149,112.77
<b>Revenue Total:</b>	<b>13,431,200.00</b>	<b>13,431,200.00</b>	<b>1,084,293.08</b>	<b>5,413,009.12</b>	<b>8,018,190.88</b>
<b>Expense</b>					
41000 - Water Sales	0.00	0.00	0.00	260.29	-260.29
51000 - Salaries and Benefits	5,403,300.00	5,403,300.00	353,686.46	2,323,424.73	3,079,875.27
52000 - Debt Service Expense	498,600.00	498,600.00	0.00	41,811.30	456,788.70
53000 - Source of Supply	3,034,700.00	3,034,700.00	0.00	1,494,700.96	1,539,999.04
54000 - Professional Services	1,459,200.00	1,459,200.00	6,050.64	291,434.59	1,167,765.41
55000 - Maintenance	226,800.00	226,800.00	25,032.32	120,179.34	106,620.66
56000 - Utilities	313,700.00	313,700.00	0.00	238,939.17	74,760.83
57000 - Materials and Supplies	463,900.00	463,900.00	7,187.07	223,733.54	240,166.46
58000 - Public Outreach	70,500.00	70,500.00	0.00	26,452.66	44,047.34
59000 - Other Operating Expenses	750,200.00	750,200.00	22,874.90	277,012.67	473,187.33
69000 - Other Non-Operating Expenses	1,500.00	1,500.00	0.00	1,450.50	49.50
69900 - Transfers Out	592,400.00	592,400.00	0.00	0.00	592,400.00
<b>Expense Total:</b>	<b>12,814,800.00</b>	<b>12,814,800.00</b>	<b>414,831.39</b>	<b>5,039,399.75</b>	<b>7,775,400.25</b>
<b>Fund: 050 - RETAIL Surplus (Deficit):</b>	<b>616,400.00</b>	<b>616,400.00</b>	<b>669,461.69</b>	<b>373,609.37</b>	<b>242,790.63</b>
<b>Total Surplus (Deficit):</b>	<b>616,400.00</b>	<b>616,400.00</b>	<b>669,461.69</b>	<b>373,609.37</b>	

**Fund Summary**

<b>Fund</b>	<b>Original Total Budget</b>	<b>Current Total Budget</b>	<b>MTD Activity</b>	<b>YTD Activity</b>	<b>Budget Remaining</b>
050 - RETAIL	616,400.00	616,400.00	669,461.69	373,609.37	242,790.63
<b>Total Surplus (Deficit):</b>	<b>616,400.00</b>	<b>616,400.00</b>	<b>669,461.69</b>	<b>373,609.37</b>	



San Juan Water District, CA

# Retail Capital Income Statement

## Group Summary

For Fiscal: 2020-2021 Period Ending: 12/31/2020

Account	Original Total Budget	Current Total Budget	MTD Activity	YTD Activity	Budget Remaining
<b>Fund: 055 - Retail Capital Outlay</b>					
<b>Revenue</b>					
42000 - Taxes & Assessments	1,173,000.00	1,173,000.00	0.00	14,243.23	1,158,756.77
44000 - Connection Fees	100,000.00	100,000.00	51,371.00	743,315.00	-643,315.00
49000 - Other Non-Operating Revenue	52,600.00	52,600.00	0.00	23,484.77	29,115.23
49990 - Transfer In	592,400.00	592,400.00	0.00	0.00	592,400.00
<b>Revenue Total:</b>	<b>1,918,000.00</b>	<b>1,918,000.00</b>	<b>51,371.00</b>	<b>781,043.00</b>	<b>1,136,957.00</b>
<b>Expense</b>					
54000 - Professional Services	33,000.00	33,000.00	0.00	26,614.39	6,385.61
61000 - Capital Outlay	5,434,300.00	5,434,300.00	31,468.94	369,192.48	5,065,107.52
<b>Expense Total:</b>	<b>5,467,300.00</b>	<b>5,467,300.00</b>	<b>31,468.94</b>	<b>395,806.87</b>	<b>5,071,493.13</b>
<b>Fund: 055 - Retail Capital Outlay Surplus (Deficit):</b>	<b>-3,549,300.00</b>	<b>-3,549,300.00</b>	<b>19,902.06</b>	<b>385,236.13</b>	<b>-3,934,536.13</b>
<b>Total Surplus (Deficit):</b>	<b>-3,549,300.00</b>	<b>-3,549,300.00</b>	<b>19,902.06</b>	<b>385,236.13</b>	

**Fund Summary**

<b>Fund</b>	<b>Original Total Budget</b>	<b>Current Total Budget</b>	<b>MTD Activity</b>	<b>YTD Activity</b>	<b>Budget Remaining</b>
055 - Retail Capital Outlay	-3,549,300.00	-3,549,300.00	19,902.06	385,236.13	-3,934,536.13
<b>Total Surplus (Deficit):</b>	<b>-3,549,300.00</b>	<b>-3,549,300.00</b>	<b>19,902.06</b>	<b>385,236.13</b>	

## Summary

## Project Summary

Project Number	Project Name	Total Revenue	Total Expense	Revenue Over/ (Under) Expenses
<a href="#">171109</a>	GIS Assessment and Implementation	0.00	10,967.74	-10,967.74
<a href="#">181105</a>	Lime System Control & Feeder System	0.00	8,950.00	-8,950.00
<a href="#">185135</a>	Upper & Lower GB Pump Stn Low Flow	0.00	5,822.49	-5,822.49
<a href="#">185180</a>	Cavitt Stallman Main - Mystery Crk & (	0.00	9,260.00	-9,260.00
<a href="#">191235</a>	Solar Site Access Culvert Replacement	0.00	37,231.02	-37,231.02
<a href="#">191255</a>	WTP Filter Basins Rehab Project	0.00	705,010.73	-705,010.73
<a href="#">191260</a>	WTP Residual Area Storm Water Lift S	0.00	97,804.90	-97,804.90
<a href="#">191275</a>	Clarifier Wall Lining & Leakage Repairs	0.00	18,135.00	-18,135.00
<a href="#">191280</a>	Hinkle Reservoir Cover	0.00	138,287.50	-138,287.50
<a href="#">195210</a>	SCADA Radio Replacments North Phas	0.00	-2,409.78	2,409.78
<a href="#">201111</a>	Hinkle Reservoir Overflow Channel Lin	0.00	28,202.92	-28,202.92
<a href="#">201120</a>	Tag Line Replacement for BW Hoods	0.00	366.46	-366.46
<a href="#">201135</a>	Sludge Feed Pump Replacement	0.00	15,331.71	-15,331.71
<a href="#">201144</a>	Hinkle Reservoir Temporary Tanks anc	0.00	1,355,790.15	-1,355,790.15
<a href="#">201171</a>	CMMS Implementation	0.00	13,519.54	-13,519.54
<a href="#">201505</a>	Hinkle Reservoir 48" Bypass Pipe Clear	0.00	2,966.62	-2,966.62
<a href="#">205114</a>	AFR 6 inch Main Extension Replaceme	0.00	15,387.50	-15,387.50
<a href="#">205120</a>	Air/Vacuum Relief Valve Replacement	0.00	34,224.46	-34,224.46
<a href="#">205123</a>	Five Hydrant Replacements	0.00	19,300.00	-19,300.00
<a href="#">205135</a>	ARC South #1 thru #4 VFD Replacemei	0.00	811.09	-811.09
<a href="#">205153</a>	Ford F450 Purchase	0.00	50,805.12	-50,805.12
<a href="#">205159</a>	ARC-North Main Breaker Replacement	0.00	9,384.60	-9,384.60
<a href="#">211122</a>	Backwash Hoods Electric Breaker Repl	0.00	11,971.30	-11,971.30
<a href="#">211137</a>	Lab Particle Counter Replacement	0.00	32,796.45	-32,796.45
<a href="#">215111</a>	ARC South Main Breaker Replacement	0.00	8,439.50	-8,439.50
<a href="#">215114</a>	Bacon Pump Station Generator Repla	0.00	24,600.88	-24,600.88
<a href="#">215117</a>	Upper Granite Bay Pump Station Gene	0.00	12,289.12	-12,289.12
<b>Project Totals:</b>		<b>0.00</b>	<b>2,665,247.02</b>	<b>-2,665,247.02</b>

## Group Summary

Group	Total Revenue	Total Expense	Revenue Over/ (Under) Expenses
CIP - Asset	0.00	2,644,145.40	-2,644,145.40
CIP - Expense	0.00	21,101.62	-21,101.62
<b>Group Totals:</b>	<b>0.00</b>	<b>2,665,247.02</b>	<b>-2,665,247.02</b>

## Type Summary

Type	Total Revenue	Total Expense	Revenue Over/ (Under) Expenses
Administration	0.00	13,519.54	-13,519.54
Engineering	0.00	1,586,118.61	-1,586,118.61
Field Services	0.00	60,189.72	-60,189.72
Water Treatment Plant	0.00	1,005,419.15	-1,005,419.15
<b>Type Totals:</b>	<b>0.00</b>	<b>2,665,247.02</b>	<b>-2,665,247.02</b>

## GL Account Summary

GL Account Number	GL Account Name	Total Revenue	Total Expense	Revenue Over/ (Under) Expenses
010-15000	Capital - Work In Progress	0.00	0.00	0.00
011-20030	Retentions Payable	0.00	-82,074.67	-82,074.67
011-700-57120	Maintenance - Facility	0.00	3,747.00	3,747.00
011-700-61120	Capital Outlay - Land Improve...	0.00	30,020.71	30,020.71
011-700-61145	Capital Outlay - WTP & Improv...	0.00	878,034.53	878,034.53
011-700-61155	Capital Outlay - Reservoirs & I...	0.00	1,519,693.41	1,519,693.41
011-700-61160	Capital Outlay - Equipment and..	0.00	32,796.45	32,796.45
011-700-61180	Capital Outlay - Software	0.00	6,121.81	6,121.81

**GL Account Summary**

<b>GL Account Number</b>	<b>GL Account Name</b>	<b>Total Revenue</b>	<b>Total Expense</b>	<b>Revenue Over/ (Under) Expenses</b>
050-210-52000	Materials and Supplies	0.00	1,746.46	1,746.46
055-12000	Accounts Receivable	0.00	-2,409.78	-2,409.78
055-700-61135	Capital Outlay - Pump Stations...	0.00	61,347.68	61,347.68
055-700-61150	Capital Outlay - Mains/Pipeline...	0.00	76,425.50	76,425.50
055-700-61155	Capital Outlay - Reservoirs & I...	0.00	70,627.33	70,627.33
055-700-61170	Capital Outlay - Vehicles	0.00	50,805.12	50,805.12
055-700-61180	Capital Outlay - Software	0.00	18,365.47	18,365.47
	<b>GL Account Totals:</b>	<b>0.00</b>	<b>2,665,247.02</b>	<b>2,665,247.02</b>



San Juan Water District, CA

# Balance Sheet

## Account Summary

As Of 12/31/2020

Account	010 - WHOLESALE	011 - Wholesale Capital Outlay	050 - RETAIL	055 - Retail Capital Outlay	Total
<b>Asset</b>					
<b>Type: 1000 - Assets</b>					
10010 - Cash and Investments	4,004,233.00	15,146,337.03	3,376,265.13	8,425,488.54	30,952,323.70
10510 - Accounts Receivable	0.00	0.01	381,504.48	-0.01	381,504.48
11000 - Inventory	0.00	0.00	161,603.96	0.00	161,603.96
12000 - Prepaid Expense	62,462.19	0.00	35,076.41	0.00	97,538.60
14010 - Deferred Outflows	2,763,407.36	0.00	2,774,087.63	0.00	5,537,494.99
17010 - Capital Assets - Work in Progress	3,980,626.89	0.00	875,230.51	0.00	4,855,857.40
17150 - Capital Assets - Land Non-depreciable	98,212.00	0.00	166,272.00	0.00	264,484.00
17160 - Capital Assets - Land Improvements	824,743.09	0.00	94,608.30	0.00	919,351.39
17200 - Capital Assets - Pump Stations & Improvements	7,047,178.00	0.00	6,083,048.68	0.00	13,130,226.68
17300 - Capital Assets - Buildings & Improvements	1,279,892.05	0.00	275,982.16	0.00	1,555,874.21
17350 - Capital Assets - Water Treatment Plant & Imp	35,618,552.26	0.00	16,000.00	0.00	35,634,552.26
17400 - Capital Assets - Mains/Pipelines & Improvements	28,209,998.95	0.00	46,000,012.63	0.00	74,210,011.58
17500 - Capital Assets - Reservoirs & Improvements	2,923,447.50	0.00	2,492,421.90	0.00	5,415,869.40
17700 - Capital Assets - Equipment & Furniture	13,691,268.95	0.00	1,118,898.17	0.00	14,810,167.12
17750 - Capital Assets - Vehicles	304,780.00	0.00	548,262.51	0.00	853,042.51
17800 - Capital Assets - Software	445,614.45	0.00	415,403.40	0.00	861,017.85
17850 - Capital Assets - Intangible	666,196.00	0.00	0.00	0.00	666,196.00
17900 - Less Accumulated Depreciation	-39,469,850.00	0.00	-29,722,911.57	0.00	-69,192,761.57
<b>Total Type 1000 - Assets:</b>	<b>62,450,762.69</b>	<b>15,146,337.04</b>	<b>35,091,766.30</b>	<b>8,425,488.53</b>	<b>121,114,354.56</b>
<b>Total Asset:</b>	<b>62,450,762.69</b>	<b>15,146,337.04</b>	<b>35,091,766.30</b>	<b>8,425,488.53</b>	<b>121,114,354.56</b>
<b>Liability</b>					
<b>Type: 1000 - Assets</b>					
10510 - Accounts Receivable	0.00	0.00	105,967.25	0.00	105,967.25
<b>Total Type 1000 - Assets:</b>	<b>0.00</b>	<b>0.00</b>	<b>105,967.25</b>	<b>0.00</b>	<b>105,967.25</b>
<b>Type: 2000 - Liabilities</b>					
20010 - Accounts Payable	5,951.70	339,263.10	11,681.78	12,402.63	369,299.21
20100 - Retentions Payable	0.00	190,919.21	0.00	0.01	190,919.22
20150 - Customer Deposits	3,593.43	0.00	0.00	0.00	3,593.43
21200 - Salaries & Benefits Payable	35,404.13	0.00	61,944.73	0.00	97,348.86
21250 - Payroll Taxes Payable	0.01	0.00	-0.01	0.00	0.00
21300 - Compensated Absences	384,418.36	0.00	494,414.58	0.00	878,832.94
21500 - Premium on Issuance of Bonds Series 2017	1,679,588.29	0.00	936,350.59	0.00	2,615,938.88
21600 - OPEB Liability	1,362,313.49	0.00	1,765,048.61	0.00	3,127,362.10

**Balance Sheet**

As Of 12/31/2020

Account	010 - WHOLESALE	011 - Wholesale Capital Outlay	050 - RETAIL	055 - Retail Capital Outlay	Total
21700 - Pension Liability	1,059,627.55	0.00	1,396,796.86	0.00	2,456,424.41
22010 - Deferred Income	0.00	0.00	67,822.85	0.00	67,822.85
22050 - Deferred Inflows	1,174,187.61	0.00	1,525,245.84	0.00	2,699,433.45
24000 - Current Bonds Payables	730,693.00	0.00	404,307.00	0.00	1,135,000.00
24200 - 2012 Bonds Payable	5,576,900.50	0.00	3,028,099.50	0.00	8,605,000.00
24250 - Bonds Payable 2017 Refunding	14,992,000.00	0.00	8,433,000.00	0.00	23,425,000.00
<b>Total Type 2000 - Liabilities:</b>	<b>27,004,678.07</b>	<b>530,182.31</b>	<b>18,124,712.33</b>	<b>12,402.64</b>	<b>45,671,975.35</b>
<b>Total Liability:</b>	<b>27,004,678.07</b>	<b>530,182.31</b>	<b>18,230,679.58</b>	<b>12,402.64</b>	<b>45,777,942.60</b>
<b>Equity</b>					
<b>Type: 3000 - Equity</b>					
30100 - Investment in Capital Assets	33,720,732.31	0.00	16,166,351.01	0.00	49,887,083.32
30500 - Designated Reserves	230,846.64	16,890,132.91	321,126.34	8,027,849.76	25,469,955.65
<b>Total Type 3000 - Equity:</b>	<b>33,951,578.95</b>	<b>16,890,132.91</b>	<b>16,487,477.35</b>	<b>8,027,849.76</b>	<b>75,357,038.97</b>
<b>Total Total Beginning Equity:</b>	<b>33,951,578.95</b>	<b>16,890,132.91</b>	<b>16,487,477.35</b>	<b>8,027,849.76</b>	<b>75,357,038.97</b>
Total Revenue	4,798,817.07	205,227.68	5,413,009.12	781,043.00	11,198,096.87
Total Expense	3,304,311.40	2,479,205.86	5,039,399.75	395,806.87	11,218,723.88
<b>Revenues Over/Under Expenses</b>	<b>1,494,505.67</b>	<b>-2,273,978.18</b>	<b>373,609.37</b>	<b>385,236.13</b>	<b>-20,627.01</b>
<b>Total Equity and Current Surplus (Deficit):</b>	<b>35,446,084.62</b>	<b>14,616,154.73</b>	<b>16,861,086.72</b>	<b>8,413,085.89</b>	<b>75,336,411.96</b>
<b>Total Liabilities, Equity and Current Surplus (Deficit):</b>	<b>62,450,762.69</b>	<b>15,146,337.04</b>	<b>35,091,766.30</b>	<b>8,425,488.53</b>	<b>121,114,354.56</b>





San Juan Water District, CA

# Check Report

By Check Number

Date Range: 12/01/2020 - 12/31/2020

Vendor Number	Vendor Name	Payment Date	Payment Type	Discount Amount	Payment Amount	Number
<b>Bank Code: APBNK-APBNK</b>						
03406	Alpha Analytical Laboratories Inc.	12/07/2020	Regular	0.00	1,216.00	56200
01182	Bartkiewicz, Kronick & Shanahan	12/07/2020	Regular	0.00	24,081.45	56201
01378	Clark Pest Control of Stockton	12/07/2020	Regular	0.00	150.00	56202
03548	Digital Deployment, Inc.	12/07/2020	Regular	0.00	400.00	56203
01623	Fisher Scientific Company LLC	12/07/2020	Regular	0.00	87.60	56204
01068	Glenn C. Walker	12/07/2020	Regular	0.00	1,050.40	56205
03091	Granite Bay Ace Hardware	12/07/2020	Regular	0.00	77.60	56206
02567	Grant, Teri	12/07/2020	Regular	0.00	110.40	56207
01733	Harris Industrial Gases	12/07/2020	Regular	0.00	27.31	56208
01768	Hopkins Technical Products, Inc.	12/07/2020	Regular	0.00	2,132.22	56209
03383	Inferrera Construction Management Group, Inc.	12/07/2020	Regular	0.00	27,461.50	56210
03805	Ixom Watercare Inc	12/07/2020	Regular	0.00	18,199.45	56211
01959	Les Schwab Tire Centers of California Inc	12/07/2020	Regular	0.00	239.45	56212
02150	Pace Supply Corp	12/07/2020	Regular	0.00	2,188.23	56213
03801	PeopleReady, Inc	12/07/2020	Regular	0.00	4,051.25	56214
02302	Riebes Auto Parts, LLC	12/07/2020	Regular	0.00	68.92	56215
03799	Thrikettle Corporation	12/07/2020	Regular	0.00	25,106.15	56216
01687	W. W. Grainger, Inc.	12/07/2020	Regular	0.00	608.35	56217
03406	Alpha Analytical Laboratories Inc.	12/14/2020	Regular	0.00	40.00	56221
01073	Amarjeet Singh Garcha	12/14/2020	Regular	0.00	1,500.00	56222
03361	Applied Landscape Materials Inc dba NorCal Whol	12/14/2020	Regular	0.00	214.50	56223
01138	AT&T Mobility II LLC	12/14/2020	Regular	0.00	63.24	56224
03594	Borges & Mahoney, Inc.	12/14/2020	Regular	0.00	963.90	56225
03786	Burton, Thomas E	12/14/2020	Regular	0.00	2,042.65	56226
01372	City of Folsom	12/14/2020	Regular	0.00	35.75	56227
01378	Clark Pest Control of Stockton	12/14/2020	Regular	0.00	1,117.00	56228
01494	Dewey Services Inc.	12/14/2020	Regular	0.00	99.00	56229
03775	ECORP Consulting, Inc.	12/14/2020	Regular	0.00	1,389.50	56230
01623	Fisher Scientific Company LLC	12/14/2020	Regular	0.00	494.70	56231
01659	Gary Webb Trucking	12/14/2020	Regular	0.00	315.00	56232
03091	Granite Bay Ace Hardware	12/14/2020	Regular	0.00	59.39	56233
01733	Harris Industrial Gases	12/14/2020	Regular	0.00	59.60	56234
03679	L and D Landfill Limited Partnership	12/14/2020	Regular	0.00	27,224.51	56235
02024	MCI WORLDCOM	12/14/2020	Regular	0.00	54.67	56236
02131	Office Depot, Inc.	12/14/2020	Regular	0.00	1,676.81	56237
	**Void**	12/14/2020	Regular	0.00	0.00	56238
02150	Pace Supply Corp	12/14/2020	Regular	0.00	42,037.04	56239
	**Void**	12/14/2020	Regular	0.00	0.00	56240
	**Void**	12/14/2020	Regular	0.00	0.00	56241
	**Void**	12/14/2020	Regular	0.00	0.00	56242
03801	PeopleReady, Inc	12/14/2020	Regular	0.00	1,146.25	56243
02146	PG&E	12/14/2020	Regular	0.00	165,153.61	56244
	**Void**	12/14/2020	Regular	0.00	0.00	56245
02283	Recology Auburn Placer	12/14/2020	Regular	0.00	657.88	56246
02223	Rexel Inc (Platt - Rancho Cordova)	12/14/2020	Regular	0.00	5,582.62	56247
02293	RFI Enterprises, Inc	12/14/2020	Regular	0.00	51.34	56248
02302	Riebes Auto Parts, LLC	12/14/2020	Regular	0.00	83.22	56249
02357	Sacramento Municipal Utility District (SMUD)	12/14/2020	Regular	0.00	17,684.35	56250
03806	Shenkman & Hughes, PC	12/14/2020	Regular	0.00	30,000.00	56251
02459	Sierra Safety Company	12/14/2020	Regular	0.00	6,229.92	56252
02048	Spencer, Michael	12/14/2020	Regular	0.00	286.00	56253
02629	Trench & Traffic Supply Inc.	12/14/2020	Regular	0.00	3,154.06	56254
03644	Tully & Young, Inc.	12/14/2020	Regular	0.00	2,250.00	56255
02651	United Parcel Service Inc	12/14/2020	Regular	0.00	124.00	56256

Check Report

Date Range: 12/01/2020 - 12/31/2020

Vendor Number	Vendor Name	Payment Date	Payment Type	Discount Amount	Payment Amount	Number
02667	US Bank Corporate Payments Sys (CalCard)	12/14/2020	Regular	0.00	16,873.94	56257
	**Void**	12/14/2020	Regular	0.00	0.00	56258
	**Void**	12/14/2020	Regular	0.00	0.00	56259
	**Void**	12/14/2020	Regular	0.00	0.00	56260
	**Void**	12/14/2020	Regular	0.00	0.00	56261
	**Void**	12/14/2020	Regular	0.00	0.00	56262
	**Void**	12/14/2020	Regular	0.00	0.00	56263
	**Void**	12/14/2020	Regular	0.00	0.00	56264
02690	Verizon Wireless	12/14/2020	Regular	0.00	1,988.15	56265
01687	W. W. Grainger, Inc.	12/14/2020	Regular	0.00	44.35	56266
01041	Afman, Todd R	12/22/2020	Regular	0.00	257.40	56267
03406	Alpha Analytical Laboratories Inc.	12/22/2020	Regular	0.00	931.00	56268
01182	Bartkiewicz, Kronick & Shanahan	12/22/2020	Regular	0.00	21,222.25	56269
03807	Blue Mountain Construction	12/22/2020	Regular	0.00	277.64	56270
01235	BSK Associates	12/22/2020	Regular	0.00	56.00	56271
03149	Burlingame Engineers	12/22/2020	Regular	0.00	1,806.37	56272
01423	County of Sacramento	12/22/2020	Regular	0.00	111,200.62	56273
02616	Darr, Toni	12/22/2020	Regular	0.00	8.33	56274
02410	DesJardin, Scott	12/22/2020	Regular	0.00	316.73	56275
01566	Empire Safety & Supply	12/22/2020	Regular	0.00	59.34	56276
01623	Fisher Scientific Company LLC	12/22/2020	Regular	0.00	89.02	56277
03091	Granite Bay Ace Hardware	12/22/2020	Regular	0.00	56.43	56278
03682	HydroScience Engineers, Inc.	12/22/2020	Regular	0.00	23,297.15	56279
01796	Insomniac Productions Inc.	12/22/2020	Regular	0.00	64.35	56280
03300	Meyers Fozi, LLP	12/22/2020	Regular	0.00	2,200.00	56281
02150	Pace Supply Corp	12/22/2020	Regular	0.00	7,793.34	56282
03801	PeopleReady, Inc	12/22/2020	Regular	0.00	3,088.75	56283
02146	PG&E	12/22/2020	Regular	0.00	10.00	56284
02212	Placer County	12/22/2020	Regular	0.00	31.00	56285
02216	Placer County Public Works	12/22/2020	Regular	0.00	75.00	56286
02223	Rexel Inc (Platt - Rancho Cordova)	12/22/2020	Regular	0.00	883.20	56287
03808	Riverside Builders, Inc.	12/22/2020	Regular	0.00	1,570.76	56288
02328	Rocklin Windustrial Co	12/22/2020	Regular	0.00	3.95	56289
02384	Sacramento Suburban Water District	12/22/2020	Regular	0.00	3,034.57	56290
02048	Spencer, Michael	12/22/2020	Regular	0.00	162.53	56291
02514	State Water Resources Control Board - SWRCB	12/22/2020	Regular	0.00	2,811.00	56292
02629	Trench & Traffic Supply Inc.	12/22/2020	Regular	0.00	1,218.02	56293
03406	Alpha Analytical Laboratories Inc.	12/28/2020	Regular	0.00	960.00	56297
01138	AT&T Mobility II LLC	12/28/2020	Regular	0.00	63.24	56298
03548	Digital Deployment, Inc.	12/28/2020	Regular	0.00	400.00	56299
03235	HD Supply Construction Supply LTD	12/28/2020	Regular	0.00	232.85	56300
01959	Les Schwab Tire Centers of California Inc	12/28/2020	Regular	0.00	40.00	56301
02223	Rexel Inc (Platt - Rancho Cordova)	12/28/2020	Regular	0.00	1,263.35	56302
03809	Romani, Anthony	12/28/2020	Regular	0.00	1,826.16	56303
03644	Tully & Young, Inc.	12/28/2020	Regular	0.00	2,392.50	56304
02700	Viking Shred LLC	12/28/2020	Regular	0.00	50.00	56305
03077	VALIC	12/11/2020	Bank Draft	0.00	4,155.34	171272
03077	VALIC	12/24/2020	Bank Draft	0.00	3,718.75	172727
03221	Chemtrade Chemicals Corporation	12/07/2020	EFT	0.00	4,971.20	407044
01439	Cummins Inc.	12/07/2020	EFT	0.00	317.80	407045
01521	DataProse, LLC	12/07/2020	EFT	0.00	4,813.46	407046
03776	EETS Inc.	12/07/2020	EFT	0.00	9,300.00	407047
01574	Endress + Hauser, Inc.	12/07/2020	EFT	0.00	10,972.59	407048
01611	Ferguson Enterprises, Inc	12/07/2020	EFT	0.00	1,385.71	407049
03702	Flowline Contractors, Inc.	12/07/2020	EFT	0.00	23,734.29	407050
01706	Graymont Western US Inc.	12/07/2020	EFT	0.00	6,669.94	407051
01416	ICONIX Waterworks (US) Inc.	12/07/2020	EFT	0.00	3,030.89	407052
01778	IDEXX Distribution, Inc.	12/07/2020	EFT	0.00	187.22	407053
03769	Jeffco Painting & Coating, Inc.	12/07/2020	EFT	0.00	14,575.35	407054
03628	Lees Automotive Repair Inc.	12/07/2020	EFT	0.00	4,028.39	407055
03026	PFM Asset Management	12/07/2020	EFT	0.00	981.91	407056

Check Report

Date Range: 12/01/2020 - 12/31/2020

Vendor Number	Vendor Name	Payment Date	Payment Type	Discount Amount	Payment Amount	Number
01736	Quadient Leasing USA, Inc. - Lease	12/07/2020	EFT	0.00	489.23	407057
03783	Stratus Building Solutions of Northern California, I	12/07/2020	EFT	0.00	1,550.00	407058
02572	Thatcher Company of California, Inc.	12/07/2020	EFT	0.00	4,500.00	407059
02581	The Ferguson Group, LLC	12/07/2020	EFT	0.00	6,000.00	407060
01486	WAPA - Department of Energy	12/07/2020	EFT	0.00	2,043.15	407061
03681	Allied Electronics Inc.	12/14/2020	EFT	0.00	330.20	407062
01232	Brower Mechanical, Inc.	12/14/2020	EFT	0.00	8,792.00	407063
03749	Eide Bailly LLP	12/14/2020	EFT	0.00	350.00	407064
01584	ERS Industrial Services, Inc.	12/14/2020	EFT	0.00	276,942.04	407065
01611	Ferguson Enterprises, Inc	12/14/2020	EFT	0.00	1,243.49	407066
03702	Flowline Contractors, Inc.	12/14/2020	EFT	0.00	1,716.00	407067
01741	HDR Engineering, Inc.	12/14/2020	EFT	0.00	3,190.55	407068
03628	Lees Automotive Repair Inc.	12/14/2020	EFT	0.00	1,259.52	407069
02367	McClatchy Newspapers Inc	12/14/2020	EFT	0.00	4,671.54	407070
02027	Mcmaster-Carr Supply Company	12/14/2020	EFT	0.00	23.92	407071
02463	New AnswerNet Inc.	12/14/2020	EFT	0.00	270.00	407072
02406	Savage Enterprises	12/14/2020	EFT	0.00	1,000.00	407073
03387	WageWorks, Inc	12/14/2020	EFT	0.00	234.04	407074
03791	Water Systems Consulting, Inc.	12/14/2020	EFT	0.00	3,507.50	407075
01574	Endress + Hauser, Inc.	12/15/2020	EFT	0.00	2,157.64	407076
01242	Bureau of Reclamation-MPR	12/22/2020	EFT	0.00	14,157.00	407077
03780	CST Industries, Inc.	12/22/2020	EFT	0.00	377,622.72	407078
01574	Endress + Hauser, Inc.	12/22/2020	EFT	0.00	1,772.03	407079
01604	Fastenal Company	12/22/2020	EFT	0.00	55.42	407080
01611	Ferguson Enterprises, Inc	12/22/2020	EFT	0.00	893.41	407081
03702	Flowline Contractors, Inc.	12/22/2020	EFT	0.00	3,381.00	407082
03667	Folsom Ready Mix Inc.	12/22/2020	EFT	0.00	1,473.32	407083
03784	Forsgren Associates Inc.	12/22/2020	EFT	0.00	5,725.00	407084
01741	HDR Engineering, Inc.	12/22/2020	EFT	0.00	33,412.98	407085
01416	ICONIX Waterworks (US) Inc.	12/22/2020	EFT	0.00	775.81	407086
02027	Mcmaster-Carr Supply Company	12/22/2020	EFT	0.00	336.48	407087
02710	WageWorks, Inc	12/22/2020	EFT	0.00	98.00	407088
01486	WAPA - Department of Energy	12/22/2020	EFT	0.00	374.66	407089
03781	A-1 Construction General Engineering Inc	12/28/2020	EFT	0.00	109,234.62	407090
03681	Allied Electronics Inc.	12/28/2020	EFT	0.00	248.77	407091
01328	Association of California Water Agencies / Joint P	12/28/2020	EFT	0.00	7,416.23	407092
01509	Domenichelli & Associates, Inc.	12/28/2020	EFT	0.00	2,690.00	407093
01532	E&M Electric & Machinery, Inc.	12/28/2020	EFT	0.00	49,225.00	407094
03628	Lees Automotive Repair Inc.	12/28/2020	EFT	0.00	49.75	407095
03553	Mallory Safety and Supply LLC	12/28/2020	EFT	0.00	1,522.53	407096
02158	Pacific Storage Company	12/28/2020	EFT	0.00	54.08	407097
03387	WageWorks, Inc	12/28/2020	EFT	0.00	234.04	407098
02730	Western Area Power Administration	12/28/2020	EFT	0.00	2,713.00	407099
01641	Sun Life Assurance Company of Canada	12/01/2020	Bank Draft	0.00	10,496.67	462547
03078	CalPERS Health	12/08/2020	Bank Draft	0.00	38,498.27	1001732097
03078	CalPERS Health	12/08/2020	Bank Draft	0.00	48,171.48	1001732097
03078	CalPERS Health	12/08/2020	Bank Draft	0.00	861.18	1001732097
03078	CalPERS Health	12/08/2020	Bank Draft	0.00	46,541.80	1001732097
03130	CalPERS Retirement	12/11/2020	Bank Draft	0.00	36,602.88	1001733893
01366	Citistreet/CalPERS 457	12/11/2020	Bank Draft	0.00	3,138.86	1001733897
01366	Citistreet/CalPERS 457	12/24/2020	Bank Draft	0.00	3,138.86	1001750253
03130	CalPERS Retirement	12/24/2020	Bank Draft	0.00	-224.45	1001750255
03130	CalPERS Retirement	12/24/2020	Bank Draft	0.00	36,347.48	1001750255
03130	CalPERS Retirement	12/24/2020	Bank Draft	0.00	127.52	1001750261
03163	Economic Development Department	12/24/2020	Bank Draft	0.00	8,718.32	0-343-928-608
03163	Economic Development Department	12/28/2020	Bank Draft	0.00	10.70	0-379-133-728
03163	Economic Development Department	12/11/2020	Bank Draft	0.00	9,042.51	1-096-552-224
03164	Internal Revenue Service	12/11/2020	Bank Draft	0.00	141.50	2700746507150
03164	Internal Revenue Service	12/11/2020	Bank Draft	0.00	47,709.03	2700746507150
03164	Internal Revenue Service	12/17/2020	Bank Draft	0.00	132.96	2700752054546
03164	Internal Revenue Service	12/24/2020	Bank Draft	0.00	45,403.51	2700759012355

Check Report

Date Range: 12/01/2020 - 12/31/2020

Vendor Number	Vendor Name	Payment Date	Payment Type	Discount Amount	Payment Amount	Number
03164	Internal Revenue Service	12/24/2020	Bank Draft	0.00	23.71	2700759012355
03164	Internal Revenue Service	12/23/2020	Bank Draft	0.00	20.21	2700759646468
01039	American Family Life Assurance Company of Colu	12/23/2020	Bank Draft	0.00	603.55	Q3869 12-23-20
01039	American Family Life Assurance Company of Colu	12/23/2020	Bank Draft	0.00	603.55	Q3869 12-23-20
03080	California State Disbursement Unit	12/11/2020	Bank Draft	0.00	832.14	PAY0000000003
03080	California State Disbursement Unit	12/24/2020	Bank Draft	0.00	832.14	PAY0000000003

Bank Code APBNK Summary

Payment Type	Payable Count	Payment Count	Discount	Payment
Regular Checks	154	88	0.00	627,706.08
Manual Checks	0	0	0.00	0.00
Voided Checks	0	12	0.00	0.00
Bank Drafts	26	26	0.00	345,648.47
EFT's	82	56	0.00	1,018,705.42
	<b>262</b>	<b>182</b>	<b>0.00</b>	<b>1,992,059.97</b>

### All Bank Codes Check Summary

Payment Type	Payable Count	Payment Count	Discount	Payment
Regular Checks	154	88	0.00	627,706.08
Manual Checks	0	0	0.00	0.00
Voided Checks	0	12	0.00	0.00
Bank Drafts	26	26	0.00	345,648.47
EFT's	82	56	0.00	1,018,705.42
	<b>262</b>	<b>182</b>	<b>0.00</b>	<b>1,992,059.97</b>

### Fund Summary

Fund	Name	Period	Amount
999	INTERCOMPANY	12/2020	1,992,059.97
			<b>1,992,059.97</b>



San Juan Water District, CA

# Vendor History Report

**By Vendor Name**

Posting Date Range 07/01/2020 - 12/31/2020

Payment Date Range -



Payroll Set: 01-San Juan Water District

<b>Employee Number</b>	<b>Employee Name</b>	<b>Pay Code</b>	<b># of Payments</b>	<b>Units</b>	<b>Pay Amount</b>
<a href="#">0690</a>	Costa, Ted	Reg - Regular Hours	6	44.00	5,500.00
			<b>0690 - Costa Total:</b>	<b>44.00</b>	<b>5,500.00</b>
<a href="#">1028</a>	Hanneman, Martin	Reg - Regular Hours	6	31.00	3,875.00
			<b>1028 - Hanneman Total:</b>	<b>31.00</b>	<b>3,875.00</b>
<a href="#">0670</a>	Miller, Ken	Reg - Regular Hours	6	24.00	3,000.00
			<b>0670 - Miller Total:</b>	<b>24.00</b>	<b>3,000.00</b>
<a href="#">1003</a>	Rich, Daniel	Reg - Regular Hours	5	29.00	3,625.00
			<b>1003 - Rich Total:</b>	<b>29.00</b>	<b>3,625.00</b>
<a href="#">0650</a>	Tobin, Pamela	Reg - Regular Hours	6	60.00	7,500.00
			<b>0650 - Tobin Total:</b>	<b>60.00</b>	<b>7,500.00</b>
			<b>Report Total:</b>	<b>188.00</b>	<b>23,500.00</b>



Payroll Set: 01-San Juan Water District

<u>Account</u>	<u>Account Description</u>	<u>Units</u>	<u>Pay Amount</u>
<a href="#">010-010-58110</a>	Director - Stipend	94.00	11,750.00
	<b>010 - WHOLESALE Total:</b>	<b>94.00</b>	<b>11,750.00</b>
<a href="#">050-010-58110</a>	Director - Stipend	94.00	11,750.00
	<b>050 - RETAIL Total:</b>	<b>94.00</b>	<b>11,750.00</b>
	<b>Report Total:</b>	<b>188.00</b>	<b>23,500.00</b>





# Pay Code Report

Pay Code Summary

7/1/2020 - 12/31/2020

Payroll Set: 01-San Juan Water District

<u>Pay Code</u>	<u>Description</u>	<u># of Payments</u>	<u>Units</u>	<u>Pay Amount</u>
Reg - Regular Hours	Regular Hours	29	188.00	23,500.00
		<b>Report Total:</b>	<b>188.00</b>	<b>23,500.00</b>

## 2019/20 Actual Deliveries and Revenue - By Wholesale Customer Agency

July - December 2020								
	Budgeted Deliveries	Budgeted Revenue	Actual Deliveries	Actual Revenue	Delivery Variance		Revenue Variance	
San Juan Retail	6,418.44	\$ 1,545,492	7,904.35	\$ 1,666,059	1,485.91	23.2%	\$ 120,567	7.8%
Citrus Heights Water District	5,960.31	\$ 1,459,154	6,397.05	\$ 1,494,591	436.74	7.3%	\$ 35,437	2.4%
Fair Oaks Water District	3,983.45	\$ 1,019,039	5,052.52	\$ 1,105,783	1,069.07	26.8%	\$ 86,744	8.5%
Orange Vale Water Co.	2,006.71	\$ 507,029	2,414.06	\$ 540,081	407.35	20.3%	\$ 33,052	6.5%
City of Folsom	628.62	\$ 154,135	724.13	\$ 161,884	95.51	15.2%	\$ 7,749	5.0%
Granite Bay Golf Course	153.36	\$ 5,421	276.11	\$ 9,760	122.75	80.0%	\$ 4,339	80.0%
Sac Suburban Water District	-	\$ -	3,091.42	\$ 804,264	3,091.42		\$ 804,264	
TOTAL	<b>19,150.91</b>	<b>\$ 4,690,270</b>	<b>25,859.64</b>	<b>\$ 5,782,422</b>	<b>6,708.73</b>	<b>35.0%</b>	<b>\$ 1,092,152</b>	<b>23.3%</b>

Budgeted Deliveries	19,150.91
Actual Deliveries	25,859.64
Difference	6,708.73
	35.0%

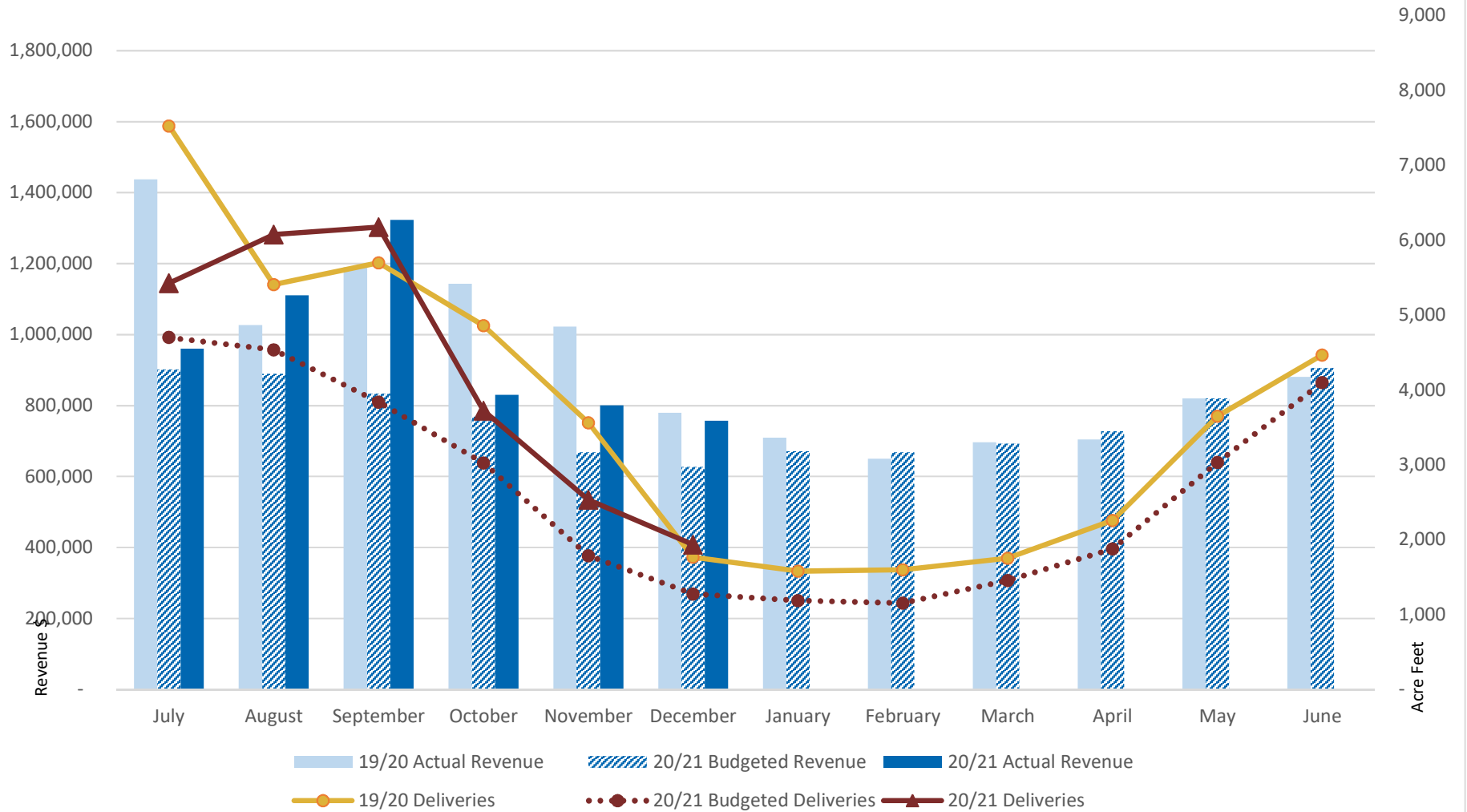
Budgeted Water Sale Revenue	\$ 4,690,270
Actual Water Sale Revenue	\$ 5,782,422
Difference	\$ 1,092,152
	23.3%

**Conclusion:**

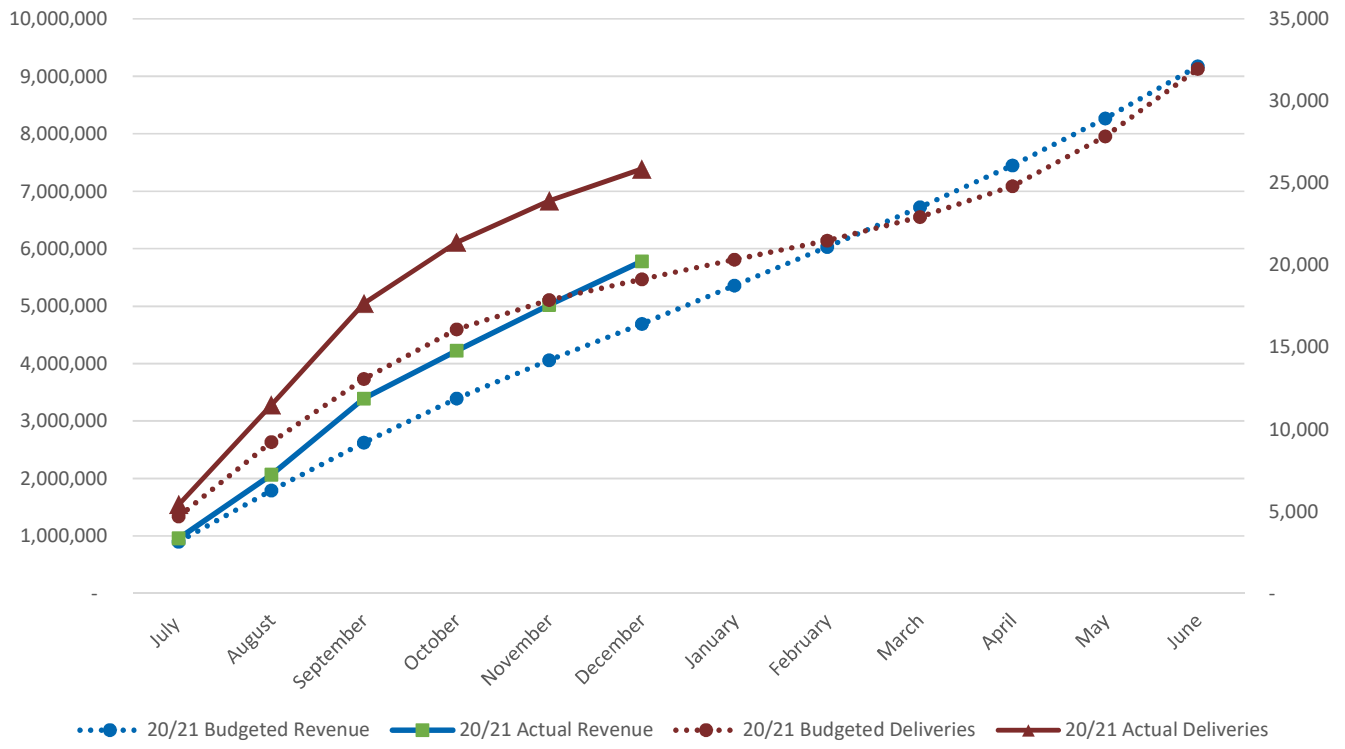
The budget anticipated an overall 10% decline in deliveries, per customer, and no deliveries to Sacramento Suburban Water District. Due to the possible effects from the COVID-19 pandemic, the budget anticipated a 10% decline in water deliveries. Those effects have not materialized as all customers have taken more water than anticipated, resulting in deliveries from July - December that are 35% greater than anticipated in the budget. As a result, revenues outpace the budget by 23.3%

Excluding SSWD, deliveries for July-December outpaced the prior year by 1,111 acre feet (5% increase).

## Comparison of Fiscal Year 2019/2020 Actual to 2020/2021 Projections of Deliveries and Revenue



### Cumulative Water Deliveries and Revenues FY 2020-21



# AGENDA ITEM VII-3

Tobin Report January 2021

ACWA-JPIA Nov 30, 2020

- **Approved Resolution 2020-B** authorizing virtual voting at the Spring Conference Executive Committee Election.
- **Executive Committee Election** to be held at 2021 Spring Board of Director's Meeting: There will be four seats each for a four-year term. The incumbents are Thomas Cuquet, S. Sutter WD; David Drake, Rincon Del Diablo Municipal WD; Melody McDonald, San Bernardino Valley Water Conservation District, and Randall Reed, Cucamonga Valley WD.
- **Retirement:** Dianna Sutton, Special Project Manager and Bobbette Wells, Executive Assistant to CEO have retired.
- **New Employment Laws for 2021:** Legislation passed and Gov. Newsom signed new employment laws providing COVID-19 related specific and the expansion of leave. **AB 685** talks about employers notifying employees and others of suspected and diagnosed cases of COVID-19 workplace outbreaks. **SB 1159** creates a disputable workers' compensation presumption that the illness or death related to COVID-19 is an occupational injury and eligible for benefits. **SB1383** expands the CA Family Rights Act and will deviate from FMLA by applying to all employers with 5 or more employees. **AB 992** clarifies what kind of communications a public official has via social media and what kinds of communications are prohibited.

ACWA

- **Executive Committee met on Nov 16, 2020** and took action to approve minutes from the Sept 25, 2020 and Nov 2, 2020 meetings and approved a revision to the Public Salary Schedule to reflect a 1.3% cost of living adjustment to salary ranges, effective Jan 1, 2021.
- **Pam Tobin, VP of ACWA Leadership, the Member Outreach & Engagement** team has developed a series of listening sessions for members. The virtual meeting series helps member agency leadership discuss local issues with ACWA's Leadership, to gain insight to key issues, programs and policies by offering direct access to the organizations leaders. So far we held meetings with almost 45 member agencies to date.
- **Impacts of Prohibition on Shutoff's and Proposed Legislation:** On Tuesday, Kris Anderson and I met with Senator Dodd's staff and some of the environmental justice organizations regarding two bills that Senator Dodd will be carrying this year. The purpose of that meeting was for them to give ACWA a heads up regarding the concepts in and timing for the two bills. One bill will propose the framework for the low-income water rate assistance program. The second bill will propose new provisions related to shutoffs, including provisions related to arrears. **the bill numbers will be SB 222 and SB 223**
- **The California Legislature is back for the 2021-'22 session**, which is expected to include several bills on issues critical to the water industry, including wildfires, infrastructure financing and water rates. ACWA staff will meet with newly elected legislators to introduce the association as a valuable resource of information on water-related topics.
- **U.S. Treasury launches \$25 Billion in assistance** from rent, utilities bills program. it appears that special districts are not eligible to apply directly to the federal government for funds, but may be able to access through the state, counties or cities.

- **Infrastructure:** On Jan 11, 2021, coalition letters about the need to invest in ageing infrastructure was sent to President-elect Joe Biden and Congressional Leaders. To address the shortcomings of our aging Western agricultural and rural water infrastructure in any future infrastructure or recovery package. We represent thousands of Western farmers, ranchers, water providers, businesses and communities who provide the food our nation relies upon through use of millions of acres of productive land, as well as many of the local and regional public water agencies that supply water to over fifty million Western urban, suburban and rural residents.
- **Bay-Delta Policy Workgroup Meeting and VA efforts:** The Newsom Administration and Legislature recently set aside \$70 million for habitat restoration actions and other measures contained within the voluntary agreements. This commitment reflects the Administration's and State Legislature's support for this collaborative initiative.
- **Wildfire Legislation:** ACWA, in coordination with several associations, water agencies, and counties, sent a letter today to Congressional leaders urging action on federal wildfire legislation. See FY2021 Headwaters Appropriations attachment.
- **ACWA is Planning for Office Re-entry.**
- **Updated organizational changes.** Paula Currie retired the end of December and Melanie Medina has now become the "events manager" and Phil Director of finance also retired and Dan Gumpert has been appointed as "controller" and Tiffany Giammona has been promoted to "senior director of operations and member engagement". New organizational chart is attached.
- **910 K Street Bldg still for sale 980 Ninth Street** Office in talks to attempt renegotiated lower lease fees considering COVID-19 and the financial challenges.

#### Events

- ACWA DC2021 Virtual Conference Feb 24, 2021 flyer attached.
- ACWA's 2021 Legislative Symposium will take place virtually on March 11, 2020 (9:00 AM – 1:00 PM).

San Juan Water District  
 Director Committee Assignments 2021

Internal Committee Assignments

Committee	Chair	Member	Alternate
Engineering	Marty Hanneman	Dan Rich	Ken Miller
Finance	Ken Miller	Ted Costa	Dan Rich
Personnel	Ken Miller	Ted Costa	Marty Hanneman
Public Information	Ken Miller	Dan Rich	Pam Tobin
Urban Water Management/ Water Transfer	Dan Rich	Ken Miller	Marty Hanneman
2X2 PCWA/SJWD Ad Hoc	Pam Tobin	Dan Rich	Ted Costa
2X2 SSWD/SJWD Ad Hoc	Ted Costa	Pam Tobin	Dan Rich
Collaborative/Integration	Dan Rich	Ken Miller	Ted Costa

External Committee Assignments

Committee	Assignment	Alternate
ACWA Energy	Ted Costa	Dan Rich
ACWA & ACWA-JPIA	Pam Tobin	
CVP Water Users Assn.	Ted Costa	
RWA	Pam Tobin/Greg Z	Marty Hanneman/Ted Costa
SGA	Ted Costa	Marty Hanneman/1 Dan Rich
Water Forum	Greg Z/Amber Beckler/Paul Helliker	

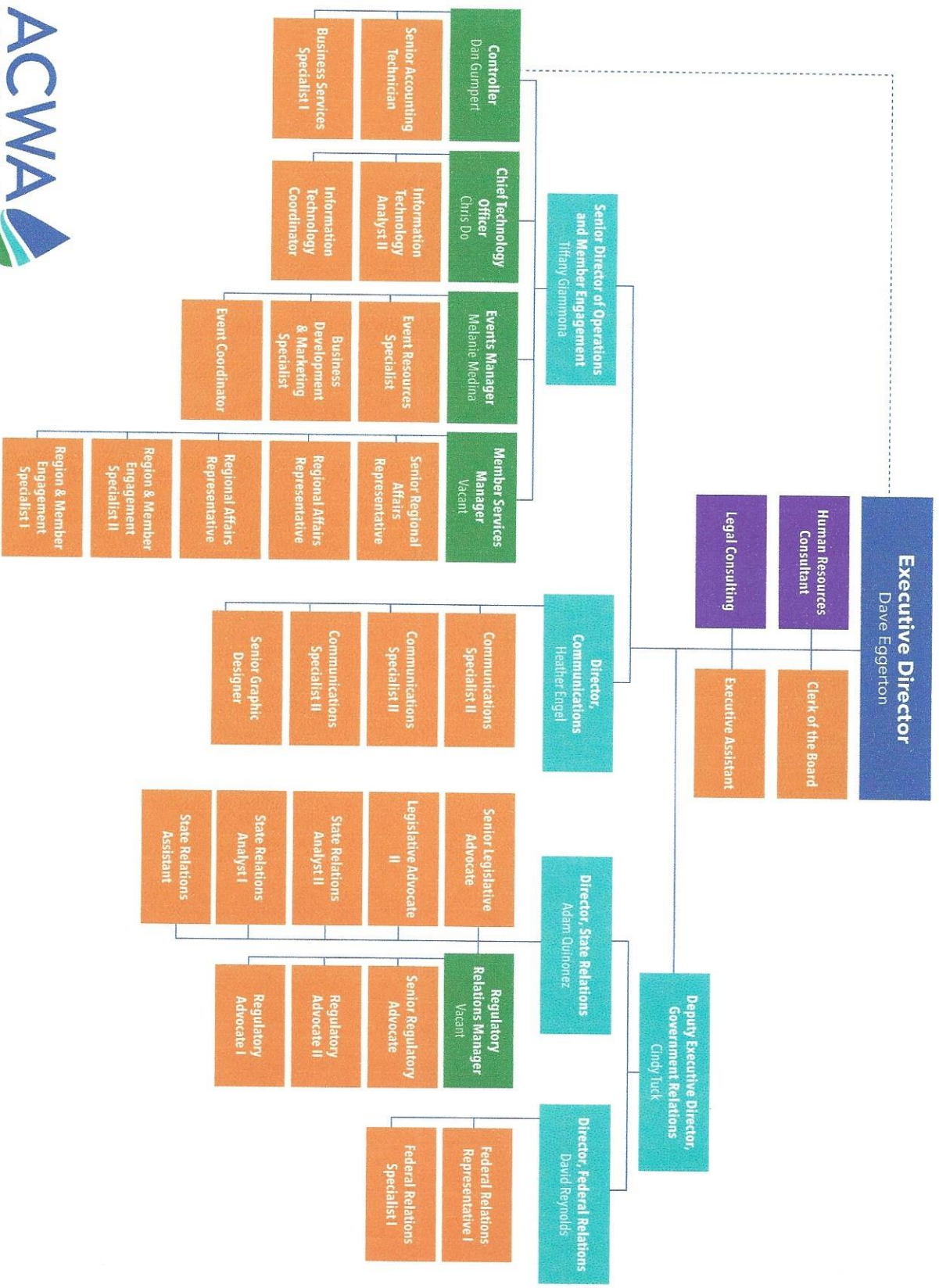
### FY 2021 Headwaters Appropriations

Program	2019 Enacted	2020 Enacted	2021 Omnibus
<b>Department of Agriculture, Forest Service</b>			
<b>National Forest System</b>			<b>\$1.78 billion</b>
Hazardous Fuels	\$435 million	\$445 million	\$180 million
Vegetation and Watershed Management	\$180 million	\$182 million	\$28 million
Collaborative Forest Landscape Restoration	\$40 million	\$40 million	\$13.78 million
Capital Improvement and Maintenance (roads)	-	-	\$140 million
<b>State and Private Forestry</b>			<b>\$267 million</b>
State Fire Assistance (National Fire Capacity)	\$81 million	\$82 million	\$73.4 million
Landscape Scale Restoration	\$14 million	\$14 million	not delineated
<b>Department of Interior</b>			
<b>Wildland Fire Management</b>			<b>\$992 million</b>
Fuels Management	\$189 million	\$194 million	\$219 million
Wildfire Suppression Operations	-	-	\$310 million transferable to USDA





Effective 01/04/2021





ACWA DC2021  
VIRTUAL CONFERENCE

FEB 24, 2021

9:00 AM TO 12:00 PM (PT)

Congressional Speech Program

MARCH 17, 24 & 31

10:00 AM TO 11:00 AM (PT)

Federal Water Issues Webinars

**REGISTER ONLINE**

[www.acwa.com](http://www.acwa.com)

**ADVANTAGE PRICING\***

Full Registration: \$225

Webinar Only: \$50/webinar

**STANDARD PRICING**

Full Registration: \$340

Webinar Only: \$75/webinar

Full registration includes conference on Feb. 24 and all three webinars on March 17, 24 and 31.

*\*To be eligible for 'Advantage Pricing', you MUST be an ACWA Public Agency Member, Associate, or Affiliate*

Join your peers online on Feb. 24 for a half-day jam packed with members of the California Congressional Delegation to learn firsthand about the current priorities of Congress without traveling to D.C.

Also, immerse yourself in federal water issues on March 17, 24 and 31.

- **March 17: Congressional Staff Panel**  
Priorities for 117th Congress, COVID-19 Relief, Infrastructure, and Wildfire
- **March 24: Regulatory Landscape**  
WOTUS, PFAS, Lead and Copper Rule
- **March 31: First 100 Days Outlook of the Biden Administration**  
Nominations, Climate Change, and Build Back Better Initiative

**REGISTER NOW » [www.acwa.com/events](http://www.acwa.com/events)**



 **SPONSORSHIP**

We are looking for organizations to sponsor this event. Your sponsorship shows your organization's support of ACWA and its members while gaining visibility among the state's water leaders. Please contact **Stacey Siqueiros** at **(916) 441-4545** or **[staceys@acwa.com](mailto:staceys@acwa.com)**.

 **QUESTIONS?**

Please contact ACWA's events team at **[events@acwa.com](mailto:events@acwa.com)** or **(916) 441-4545**.



## EVENTS

Submit Event

13 RESULTS

FEBRUARY

24

### **ACWA DC2021 – WASHINGTON D.C. VIRTUAL CONFERENCE**

JANUARY

26

### **WATER CONVEYANCE WORKSHOP – CENTRAL CALIFORNIA**

ONLINE

The California Water Commission is conducting a series of public workshops as part of its efforts to assess a potential [...]

JANUARY

27

### **UWMP WEBINAR – HOW TO PREPARE A WATER SHORTAGE CONTINGENCY PLAN**

ONLINE

DWR will host its eighth topic-specific webinar to support training those preparing Urban Water Management Plans, due July 1, 2021. [...]

FEBRUARY

2

### **BUILDING RESILIENCE FOR CITIES AND FARMS WITH WATER PARTNERSHIPS**

ONLINE

California's urban and agricultural regions face different but equally daunting water challenges. Partnerships can help build a more secure water [...]

FEBRUARY

3  
THRU FEBRUARY 5

### **ADAPTIVE MANAGEMENT FORUM**

ONLINE

The goals of the 2021 Forum are to: Synthesize lessons learned from prior ecosystem restoration and water management projects and [...]

FEBRUARY

**10** THRU FEBRUARY 11**CALDESAL VIRTUAL ANNUAL CONFERENCE**

ONLINE

CalDesal's Virtual Annual Conference held on two half-days: Wednesday, February 10, 2021 from 12:00-5:30 p.m. to Thursday, February 11, 2021 [...]

FEBRUARY

**11****WATER AFFORDABILITY IN THE UNITED STATES**

ONLINE

Hear from Dr. Casey Wichman, assistant professor at Georgia Institute of Technology and former Research Director of the Energy and [...]

MARCH

**11****ACWA 2021 VIRTUAL LEGISLATIVE SYMPOSIUM**

ONLINE EVENT

**\*\* SAVE THE DATE \*\*** ACWA's 2021 Legislative Symposium will take place virtually on March 11, 2020 (9:00 AM – [...])

MARCH

**23** THRU MARCH 24**2021 OPERATOR SYMPOSIUM**

ONLINE

Due to COVID-19 restrictions the California-Nevada Section of the American Water Works Association (CA-NV AWWA) will host a virtual Operator [...]

MARCH

**23** THRU MARCH 24**2021 VIRTUAL OPERATOR SYMPOSIUM: WATER SYSTEM OPERATORS TO LEARN VIRTUALLY**

Due to COVID-19 restrictions the California-Nevada Section of the American Water Works Association (CA-NV AWWA) will host a virtual Operator [...]

PAGE 1 OF 2

© 2021 Association of California Water Agencies

# AGENDA ITEM VIII-1

**Finance Committee Meeting Minutes  
San Juan Water District  
January 26, 2021  
4:00 p.m.**

**Committee Members:** Ken Miller, Director (Chair)  
Dan Rich, Director

**District Staff:** Paul Helliker, General Manager  
Donna Silva, Finance Director  
Teri Grant, Board Secretary/Administrative Assistant

**Members of the Public:** Pam Tobin, SJWD Director

**1. Review General Manager Reimbursements (W & R)**

There was no reimbursement request from the General Manager.

**2. Review Check Register from December 2020 (W & R)**

The committee reviewed the December 2020 check register and found it to be in order.

**3. Review proposed revisions to the Wholesale Water Rate Fee Schedule to adjust the allocation of the fixed service charge based on the rolling five year average of water deliveries (W)**

Ms. Silva reviewed a staff report which will be attached to the meeting minutes. She explained that the recommended action does not change the total fees, just the allocation of the quarterly service charges amongst the wholesale customers. In addition, the wholesale customer agencies were provided a 150-day notice and on November 19, 2020, a joint comment letter was received from Citrus Heights and Fair Oaks Water Districts requesting a significant amount of financial information which was provided to them.

The committee discussed the allocation change and agreed with the staff recommendation.

*Recommendation: Approve revisions to the Wholesale Water Rate Fee Schedule, effective January 1, 2021, to change the allocation of the fixed service charge*

**4. Review proposed revisions to specific user fees to reflect increases costs and new equipment use charges (W & R)**

Ms. Silva reviewed a staff report which will be attached to the meeting minutes. She explained that there are 3 new fees being recommended and an increase to the Backflow Device Testing Fee.

The committee discussed the fees and agreed with the staff recommendation.

*Recommendation: Approve revisions to specific user fees to reflect increased costs and approve new equipment use charges*

**5. Other Finance Matters (W & R)**

Ms. Silva informed the committee that the contract was signed for the Retail Financial Plan study.

**6. Public Comment**

There were no public comments.

The meeting was adjourned at 4:27 p.m.